

(19) World Intellectual Property  
Organization  
International Bureau



(43) International Publication Date  
14 April 2005 (14.04.2005)

PCT

(10) International Publication Number  
WO 2005/032548 A1

(51) International Patent Classification<sup>7</sup>: A61K 31/41,  
C07D 401/12, 401/14, 405/14, 407/14, 409/14, 413/12,  
413/14, 417/12, 417/14, 471/08, A61P 35/00

Box 8097, Emeryville, CA 94662-8097 (US). SUNG,  
Leonard [US/US]; c/o Chiron Corporation, P.O. Box  
8097, Emeryville, CA 94662-8097 (US).

(21) International Application Number:  
PCT/US2004/032161

(74) Agents: SUH, Young, J. et al.; Chiron Corporation, In-  
tellectual Property R338, P.O. Box 8097, Emeryville, CA  
94662-8097 (US).

(22) International Filing Date:  
29 September 2004 (29.09.2004)

(81) Designated States (unless otherwise indicated, for every  
kind of national protection available): AE, AG, AL, AM,  
AT, AU, AZ, BA, BB, BG, BR, BW, BY, BZ, CA, CH, CN,  
CO, CR, CU, CZ, DE, DK, DM, DZ, EC, EE, EG, ES, FI,  
GB, GD, GE, GH, GM, HR, HU, ID, IL, IN, IS, JP, KE,  
KG, KP, KR, KZ, LC, LK, LR, LS, LT, LU, LV, MA, MD,  
MG, MK, MN, MW, MX, MZ, NA, NI, NO, NZ, OM, PG,  
PH, PL, PT, RO, RU, SC, SD, SE, SG, SK, SL, SY, TJ, TM,  
TN, TR, TT, TZ, UA, UG, US, UZ, VC, VN, YU, ZA, ZM,  
ZW.

(25) Filing Language: English

(26) Publication Language: English

(30) Priority Data:  
10/675,927 29 September 2003 (29.09.2003) US

(71) Applicant (for all designated States except US): CHI-  
RON CORPORATION [US/US]; 4560 Horton Street,  
Emeryville, CA 94608 (US).

(84) Designated States (unless otherwise indicated, for every  
kind of regional protection available): ARIPO (BW, GH,  
GM, KE, LS, MW, MZ, NA, SD, SL, SZ, TZ, UG, ZM,  
ZW), Eurasian (AM, AZ, BY, KG, KZ, MD, RU, TJ, TM),  
European (AT, BE, BG, CH, CY, CZ, DE, DK, EE, ES, FI,  
FR, GB, GR, HU, IE, IT, LU, MC, NL, PL, PT, RO, SE, SI,  
SK, TR), OAPI (BF, BJ, CF, CG, CI, CM, GA, GN, GQ,  
GW, ML, MR, NE, SN, TD, TG).

(72) Inventors; and

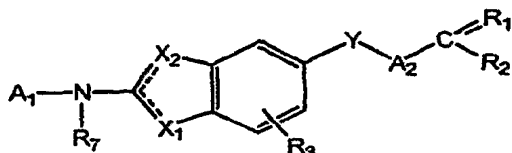
(75) Inventors/Applicants (for US only): AMIRI, Pay-  
man [US/US]; c/o Chiron Corporation, P.O. Box 8097,  
Emeryville, CA 94662-8097 (US). FANTL, Wendy  
[US/US]; c/o Chiron Corporation, P.O. Box 8097,  
Emeryville, CA 94662-8097 (US). LEVINE, Barry,  
Haskell [US/US]; c/o Chiron Corporation, P.O. Box  
8097, Emeryville, CA 94662-8097 (US). POON, Daniel,  
J. [US/US]; c/o Chiron Corporation, P.O. Box 8097,  
Emeryville, CA 94662-8097 (US). RAMURTHY,  
Savithri [IN/US]; c/o Chiron Corporation, P.O. Box  
8097, Emeryville, CA 94662-8097 (US). RENHOWE,  
Paul, A. [US/US]; c/o Chiron Corporation, P.O. Box  
8097, Emeryville, CA 94662-8097 (US). SUBRAMA-  
NIAN, Sharadha [IN/US]; c/o Chiron Corporation, P.O.

**Published:**

- with international search report
- before the expiration of the time limit for amending the  
claims and to be republished in the event of receipt of  
amendments

For two-letter codes and other abbreviations, refer to the "Guid-  
ance Notes on Codes and Abbreviations" appearing at the begin-  
ning of each regular issue of the PCT Gazette.

(54) Title: SUBSTITUTED BENZAZOLES AND USE THEREOF AS INHIBITORS OF RAF KINASE



(I) (57) Abstract: New substituted benz-azole compounds  
of formula (I), compositions and methods of inhibition of  
Raf kinase activity in a human or animal subject are pro-  
vided. The new compounds compositions may be used  
either alone or in combination with at least one additional  
agent for the treatment of a Raf kinase mediated disorder,  
such as cancer.



WO 2005/032548 A1

## **SUBSTITUTED BENZAZOLES AND USE THEREOF AS INHIBITORS OF RAF KINASE**

### 5                                   CROSS-REFERENCE TO RELATED APPLICATION

This application is a continuation-in-part of U.S. application Serial No. 10/405,945 filed March 31, 2003, which is based on U.S. provisional application Serial No. 60/369,066 filed March 29, 2002.

### FIELD OF THE INVENTION

10           The present invention relates to new substituted benz-azole-like compounds and pharmaceutically acceptable salts, esters or prodrugs thereof, compositions of the new compounds together with pharmaceutically acceptable carriers, and uses of the new compounds, either alone or in combination with at least one additional therapeutic agent, in the prophylaxis or treatment of cancer.

### 15                                   BACKGROUND OF THE INVENTION

The Raf serine/threonine kinases are essential components of the Ras/Mitogen-Activated Protein Kinase (MAPK) signaling module that controls a complex transcriptional program in response to external cellular stimuli. Raf genes code for highly conserved serine-threonine-specific protein kinases which are known to bind to the ras oncogene. They are part of a signal transduction pathway believed to consist of receptor tyrosine kinases, p21 ras, Raf protein kinases, Mek1 (ERK activator or MAPKK) kinases and ERK (MAPK) kinases, which ultimately phosphorylate transcription factors. In this pathway Raf kinases are activated by Ras and phosphorylate and activate two isoforms of Mitogen-Activated Protein Kinase Kinase (called Mek1 and Mek2), that are dual  
20           specificity threonine/tyrosine kinases. Both Mek isoforms activate Mitogen Activated Kinases 1 and 2 (MAPK, also called Extracellular Ligand Regulated Kinase 1 and 2 or Erk1 and Erk2). The MAPKs phosphorylate many substrates including transcription factors and in so doing set up their transcriptional program. Raf kinase participation in the Ras/MAPK pathway influences and regulates many cellular functions such as  
25           proliferation, differentiation, survival, oncogenic transformation and apoptosis.  
30

Both the essential role and the position of Raf in many signaling pathways have been demonstrated from studies using deregulated and dominant inhibitory Raf mutants

in mammalian cells as well as from studies employing biochemical and genetic techniques model organisms. In many cases, the activation of Raf by receptors that stimulate cellular tyrosine phosphorylation is dependent on the activity of Ras, indicating that Ras functions upstream of Raf. Upon activation, Raf-1 then phosphorylates and  
5 activates Mek1, resulting in the propagation of the signal to downstream effectors, such as MAPK (mitogen-activated protein kinase) (Crews et al. (1993) *Cell* 74:215). The Raf serine/threonine kinases are considered to be the primary Ras effectors involved in the proliferation of animal cells (Avruch et al. (1994) *Trends Biochem. Sci.* 19:279).

Raf kinase has three distinct isoforms, Raf-1 (c-Raf), A-Raf, and B-Raf, distinguished by their ability to interact with Ras, to activate MAPK kinase pathway, tissue distribution and sub-cellular localization (Marias et. Al., *Biochem. J.* **351**: 289-305, 2000; Weber et. al., *Oncogene* **19**:169-176, 2000; Pritchard et. al., *Mol. Cell. Biol.* 15:6430-6442, 1995). Raf kinases are activated by Ras and phosphorylate and activate  
10 two isoforms of Mitogen-Activated Protein Kinase Kinase (called Mek1 and Mek2) that are dual specificity threonine/tyrosine kinases. Both Mek isoforms activate Mitogen Activated Kinases 1 and 2 (MAPK, also called Extracellular Ligand Regulated Kinase 1 and 2 or Erk1 and Erk2). The MAPKs phosphorylate many substrates including cytosolic proteins and ETS family of transcription factors. Raf kinase participation in the Ras/MAPK pathway influences and regulates many cellular functions such as  
15 proliferation, differentiation, survival, cell cycle progression and apoptosis.  
20

Activating mutation of one of the Ras genes can be seen in ~20% of all tumors and the Raf/MEK/ERK pathway is activated in ~30% of all tumors (Bos et. al., *Cancer Res.* **49**:4682-4689, 1989) (Hoshino et. al., *Oncogene* **18**:813-822, 1999). Recent studies have shown that B-Raf mutation in the skin nevi is a critical step in the initiation of  
25 melanocytic neoplasia (Pollock et. al., *Nature Genetics* **25**: 1-2, 2002). Furthermore, most recent studies have emerged that activating mutation in the kinase domain of B-Raf occurs in ~66% of melanomas, 12% of colon carcinoma and 14% of liver cancer (Davies et. al., *Nature* **417**:949-954, 2002) (Yuen et. al., *Cancer Research* **62**:6451-6455, 2002) (Brose et. al., *Cancer Research* **62**:6997-7000, 2002).

30 Inhibitors of Raf/MEK/ERK pathway at the level of Raf kinases can potentially be effective as therapeutic agents against tumors with over-expressed or mutated receptor tyrosine kinases, activated intracellular tyrosine kinases, tumors with aberrantly expressed Grb2 (an adapter protein that allows stimulation of Ras by the Sos exchange

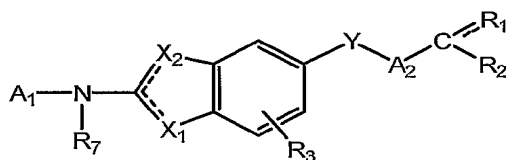
factor) as well as tumors harboring activating mutations of Raf itself. In the early clinical trails inhibitor of Raf-1 kinase that also inhibit B-Raf have shown promise as therapeutic agents in cancer therapy (Crump, *Current Pharmaceutical Design* **8**: 2243-2248, 2002; Sebastien et. al., *Current Pharmaceutical Design* **8**: 2249-2253, 2002).

5 Disruption of Raf expression in cell lines through the application of RNA antisense technology has been shown to suppress both Ras and Raf-mediated tumorigenicity (Kolch et al., *Nature* **349**:416-428, 1991; Monia et al., *Nature Medicine* **2**(6):668-675, 1996).

Several Raf kinase inhibitors have been described as exhibiting efficacy in  
10 inhibiting tumor cell proliferation *in vitro* and/or *in vivo* assays (see, e.g., U.S. Pat. Nos. 6,391,636, 6,358,932, 6,037,136, 5,717,100, 6,458,813, 6,204,467, and 6,268,391). Other patents and patent applications suggest the use of Raf kinase inhibitors for treating leukemia (see, e.g., U.S. Patent Nos. 6,268,391, and 6,204,467, and published U.S. Patent Application Nos. 20020137774; 20020082192; 20010016194; and 20010006975), or for  
15 treating breast cancer (see, e.g., U.S. Patent Nos. 6,358,932, 5,717,100, 6,458,813, 6,268,391, and 6,204,467, and published U.S. Patent Application No. 20010014679).

#### SUMMARY OF THE INVENTION

New substituted benz-azole compounds and pharmaceutically acceptable salts  
20 thereof or esters having a solubility enhancing moieties or prodrugs thereof are provided of the formula (I):



(I)

wherein, X<sub>1</sub> and X<sub>2</sub> are independently selected from =N-, -NR<sub>4</sub>-, -O- or -S-,  
provided that if X<sub>1</sub> is -NR<sub>4</sub>-, -O- or -S-, then X<sub>2</sub> is =N-, or if X<sub>2</sub> is -NR<sub>4</sub>-, -O- or -S-,  
25 then X<sub>2</sub> is =N-, and both X<sub>1</sub> and X<sub>2</sub> are not =N-;

Y is O or S;

A<sub>1</sub> is substituted or unsubstituted alkyl, cycloalkyl, heterocycloalkyl, aryl,  
polycyclic aryl, polycyclic arylalkyl, heteroaryl, biaryl, heteroarylaryl,



heteroarylheteroaryl, cycloalkylalkyl, heterocycloalkylalkyl, arylalkyl, heteroarylalkyl, biarylalkyl, or heteroarylalkyl;

A<sub>2</sub> is substituted or unsubstituted heteroaryl;

R<sub>1</sub> is O or H, and R<sub>2</sub> is NR<sub>5</sub> R<sub>6</sub> or hydroxyl; or R<sub>1</sub> is taken together with R<sub>2</sub> to  
 5 form a substituted or unsubstituted heterocycloalkyl or heteroaryl group; wherein, the dashed line represents a single or double bond;

R<sub>3</sub> is hydrogen, halogen, loweralkyl, or loweralkoxy;

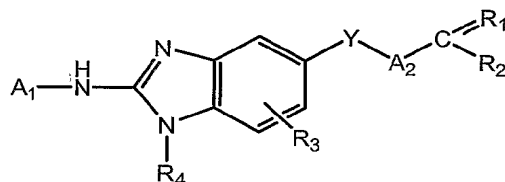
R<sub>4</sub> is hydrogen, hydroxyl, alkylamino, dialkylamino or alkyl;

R<sub>5</sub> and R<sub>6</sub> are independently selected from hydrogen, and substituted or  
 10 unsubstituted alkyl, alkoxyalkyl, aminoalkyl, amidoalkyl, acyl, cycloalkyl, heterocycloalkyl, aryl, heteroaryl, alkyloxyalkylheterocyclo, and heteroarylalkyl; or R<sub>5</sub> and R<sub>6</sub> are taken together to form substituted or unsubstituted heterocyclo or heteroaryl; and

R<sub>7</sub> is hydrogen or loweralkyl;

15 or a pharmaceutically acceptable salt, ester or prodrug thereof.

In other embodiments, new substituted benz-azole compounds are provided of the formula (II):

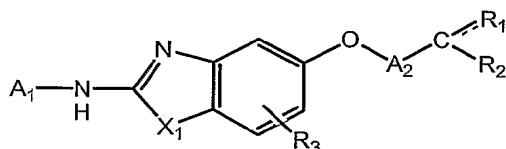


(II)

wherein and Y, Ar<sub>1</sub>, Ar<sub>2</sub>, R<sub>1</sub>, R<sub>2</sub>, R<sub>3</sub> and R<sub>4</sub> are as defined above; or

20 a pharmaceutically acceptable salt, ester or prodrug thereof.

In other embodiments, new substituted benz-azole compounds are provided of the formula (III):

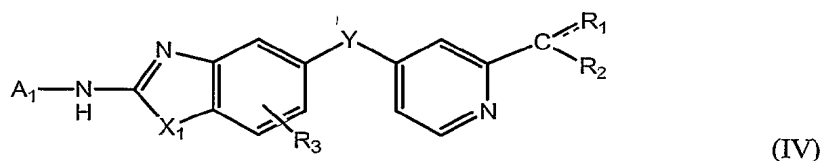


(III)

wherein X<sub>1</sub>, Ar<sub>1</sub>, Ar<sub>2</sub>, R<sub>1</sub>, R<sub>2</sub> and R<sub>3</sub> are as defined above; and

the pharmaceutically acceptable salts, esters, tautomers and prodrugs thereof.

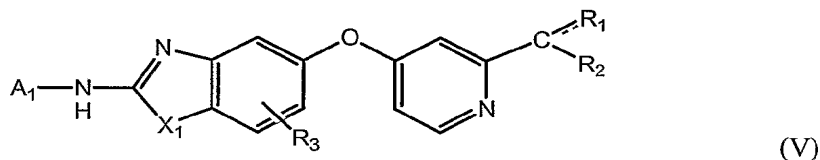
In other embodiments, new substituted benz-azole compounds are provided of the formula (IV):



5 wherein  $X_1$ , Y,  $Ar_1$ ,  $R_1$ ,  $R_2$  and  $R_3$  are as defined above; and

the pharmaceutically acceptable salts, esters, tautomers and prodrugs thereof.

In yet other embodiments, new substituted benz-azole compounds are provided of the formula (V):



10 wherein  $X_1$ ,  $Ar_1$ ,  $R_1$ ,  $R_2$  and  $R_3$  are as defined above; and

the pharmaceutically acceptable salts, esters, tautomers and prodrugs thereof.

In other aspects, the present invention provides methods for treating Raf related disorders in a human or animal subject in need of such treatment comprising administering to said subject an amount of a compound of formula (I), (II), (III), (IV) or  
15 (V) effective to reduce or prevent tumor growth in the subject.

In yet other aspects, the present invention provides methods for treating Raf related disorders in a human or animal subject in need of such treatment comprising administering to said subject an amount of a compound of formula (I), (II), (III), (IV) or  
20 (V) effective to reduce or prevent tumor growth in the subject in combination with at least one additional agent for the treatment of cancer.

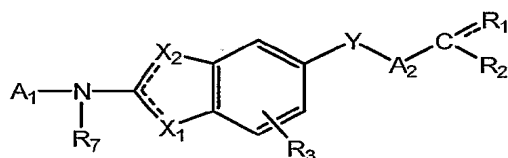
In yet other aspects, the present invention provides therapeutic compositions comprising at least one compound of formula (I), (II), (III), (IV) or (V) in combination with one or more additional agents for the treatment of cancer, as are commonly employed in cancer therapy.

The compounds of the invention are useful in the treatment of cancers, including carcinomas (e.g., of the lungs, pancreas, thyroid, bladder or colon), myeloid disorders (e.g., myeloid leukemia) and adenomas (e.g., villous colon adenoma).

The invention further provides compositions, methods of use, and methods of manufacture as described in the detailed description of the invention.

#### DETAILED DESCRIPTION OF THE PREFERRED EMBODIMENT

In accordance with one aspect of the present invention, new substituted benzazole compounds and pharmaceutically acceptable salts, esters or prodrugs thereof are provided of the formula (I):



(I)

wherein,  $X_1$  and  $X_2$  are independently selected from =N-, -NR<sub>4</sub>-, -O- or -S-, provided that if  $X_1$  is -NR<sub>4</sub>-, -O- or -S-, then  $X_2$  is =N-, or if  $X_2$  is -NR<sub>4</sub>-, -O- or -S-, then  $X_2$  is =N-, and both  $X_1$  and  $X_2$  are not =N-;

Y is O or S;

$A_1$  is substituted or unsubstituted alkyl, cycloalkyl, heterocycloalkyl, aryl, polycyclic aryl, polycyclic arylalkyl, heteroaryl, biaryl, heteroarylaryl, heteroarylheteroaryl, cycloalkylalkyl, heterocycloalkylalkyl, arylalkyl, heteroarylalkyl, biarylalkyl, or heteroarylarylalkyl;

$A_2$  is substituted or unsubstituted heteroaryl;

$R_1$  is O or H, and  $R_2$  is NR<sub>5</sub> R<sub>6</sub> or hydroxyl; or  $R_1$  is taken together with  $R_2$  to form a substituted or unsubstituted heterocycloalkyl or heteroaryl group; wherein, the dashed line represents a single or double bond;

$R_3$  is hydrogen, halogen, loweralkyl, or loweralkoxy;

$R_4$  is hydrogen, hydroxyl, alkylamino, dialkylamino or alkyl;

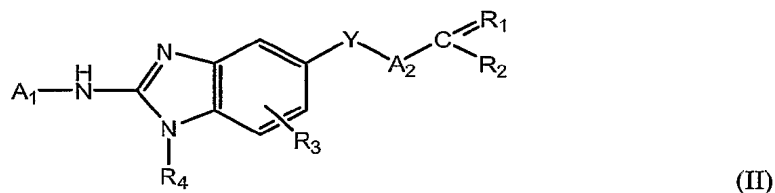
$R_5$  and  $R_6$  are independently selected from hydrogen, and substituted or unsubstituted alkyl, alkoxyalkyl, aminoalkyl, amidoalkyl, acyl, cycloalkyl, heterocycloalkyl, aryl, heteroaryl, alkyloxyalkylheterocyclo, and heteroarylalkyl; or  $R_5$

and R<sub>6</sub> are taken together to form substituted or unsubstituted heterocyclo or heteroaryl;  
and

R<sub>7</sub> is hydrogen or loweralkyl;

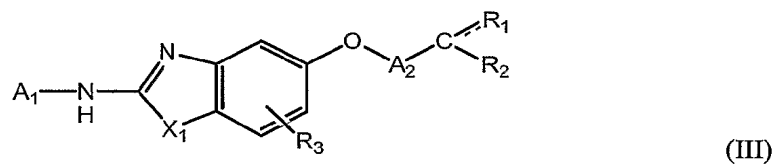
or a pharmaceutically acceptable salt, ester or prodrug thereof.

5 In other embodiments, new substituted benz-azole compounds are provided of the formula (II):



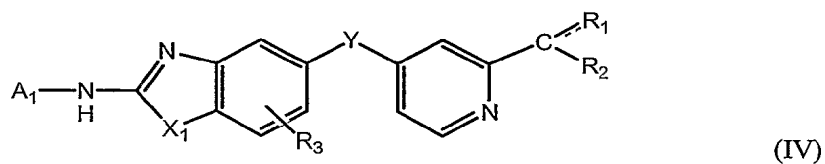
wherein and Y, Ar<sub>1</sub>, Ar<sub>2</sub>, R<sub>1</sub>, R<sub>2</sub>, R<sub>3</sub> and R<sub>4</sub> are as defined above; or  
a pharmaceutically acceptable salt, ester or prodrug thereof.

10 In other embodiments, new substituted benz-azole compounds are provided of the formula (III):



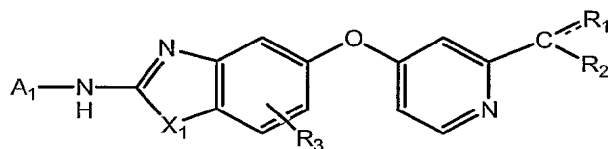
wherein X<sub>1</sub>, Ar<sub>1</sub>, Ar<sub>2</sub>, R<sub>1</sub>, R<sub>2</sub> and R<sub>3</sub> are as defined above; and  
the pharmaceutically acceptable salts, esters, tautomers and prodrugs thereof.

15 In other embodiments, new substituted benz-azole compounds are provided of the formula (IV):



wherein X<sub>1</sub>, Y, Ar<sub>1</sub>, R<sub>1</sub>, R<sub>2</sub> and R<sub>3</sub> are as defined above; and  
the pharmaceutically acceptable salts, esters, tautomers and prodrugs thereof.

In yet other embodiments, new substituted benz-azole compounds are provided of the formula (V):



wherein  $X_1$ ,  $Ar_1$ ,  $R_1$ ,  $R_2$  and  $R_3$  are as defined above; and

5 the pharmaceutically acceptable salts, esters, tautomers and prodrugs thereof.

In another aspect, the present invention provides methods of treating human or animal subjects suffering from a Raf related disorder, such as cancer. Thus, the present invention provides methods of treating a human or animal subject in need of such treatment comprising administering to the subject a therapeutically effective amount of a  
10 compound of formula I, II, III, IV or V above, either alone or in combination with other anticancer agents.

In other aspects, the present invention provides methods for treating Raf related disorders in a human or animal subject in need of such treatment comprising administering to said subject an amount of a compound of formula (I), (II), (III), (IV) or  
15 (V) effective to reduce or prevent tumor growth in the subject.

In yet other aspects, the present invention provides methods for treating Raf related disorders in a human or animal subject in need of such treatment comprising administering to said subject an amount of a compound of formula (I), (II), (III), (IV) or  
20 (V) effective to reduce or prevent tumor growth in the subject in combination with at least one additional agent for the treatment of cancer. A number of suitable anticancer agents to be used as combination therapeutics are contemplated for use in the methods of the present invention. Indeed, the present invention contemplates, but is not limited to, administration of numerous anticancer agents such as: agents that induce apoptosis; polynucleotides (e.g., ribozymes); polypeptides (e.g., enzymes); drugs; biological  
25 mimetics; alkaloids; alkylating agents; antitumor antibiotics; antimetabolites; hormones; platinum compounds; monoclonal antibodies conjugated with anticancer drugs, toxins, and/or radionuclides; biological response modifiers (e.g. interferons [e.g. IFN-a, etc.] and interleukins [e.g. IL-2, etc.], etc.); adoptive immunotherapy agents; hematopoietic growth

factors; agents that induce tumor cell differentiation (e.g. all-trans-retinoic acid, etc.); gene therapy reagents; antisense therapy reagents and nucleotides; tumor vaccines; inhibitors of angiogenesis, and the like. Numerous other examples of chemotherapeutic compounds and anticancer therapies suitable for coadministration with the disclosed  
5 compounds of formula (I), (II), (III), (IV) or (V) are known to those skilled in the art.

In preferred embodiments, anticancer agents to be used in combination with compounds of the present invention comprise agents that induce or stimulate apoptosis. Agents that induce apoptosis include, but are not limited to, radiation (e.g., W); kinase inhibitors (e.g., Epidermal Growth Factor Receptor [EGFR] kinase inhibitor, Vascular  
10 Growth Factor Receptor [VGFR] kinase inhibitor, Fibroblast Growth Factor Receptor [FGFR] kinase inhibitor, Platelet-derived Growth Factor Receptor [PGFR] I kinase inhibitor, and Bcr-Abl kinase inhibitors such as STI-571, Gleevec, and Glivec)); antisense molecules; antibodies [e.g., Herceptin and Rituxan]; anti-estrogens [e.g., raloxifene and tamoxifen]; anti-androgens [e.g., flutamide, bicalutamide, finasteride, amino-  
15 glutethamide, ketoconazole, and corticosteroids]; cyclooxygenase 2 (COX-2) inhibitors [e.g., Celecoxib, meloxicam, NS-398, and non-steroidal antiinflammatory drugs (NSAIDs)]; and cancer chemotherapeutic drugs [e.g., irinotecan (Camptosar), CPT-11, fludarabine (Fludara), dacarbazine (DTIC), dexamethasone, mitoxantrone, Mylotarg, VP-  
20 16, cisplatinum, 5-FU, Doxorubicin, Taxotere or taxol]; cellular signaling molecules; ceramides and cytokines; and staurosporine, and the like.

In other aspects, the present invention provides pharmaceutical compositions comprising at least one compound of formula I, II, III, IV or V together with a pharmaceutically acceptable carrier suitable for administration to a human or animal subject, either alone or together with other anticancer agents.

25 In other aspects, the present invention provides methods of manufacture of compounds of formula I, II, III, IV or V as described herein.

In yet other aspects, the present invention provides compounds which are inhibitors of the enzyme raf kinase. Since the enzyme is a downstream effector of p21<sup>ras</sup>, the instant inhibitors are useful in pharmaceutical compositions for human or veterinary  
30 use where inhibition of the raf kinase pathway is indicated, e.g., in the treatment of tumors and/or cancerous cell growth mediated by raf kinase. In particular, the compounds are useful in the treatment of human or animal, e.g., murine cancer, since the progression of these cancers is dependent upon the ras protein signal transduction cascade

and therefore is susceptible to treatment by interruption of the cascade by inhibiting raf kinase activity. Accordingly, the compounds of the invention are useful in treating solid cancers, such as, for example, carcinomas (e.g., of the lungs, pancreas, thyroid, bladder or colon, myeloid disorders (e.g., myeloid leukemia) or adenomas (e.g., villous colon adenoma).

"Raf inhibitor" is used herein to refer to a compound that exhibits an  $IC_{50}$  with respect to Raf Kinase activity of no more than about 100  $\mu M$  and more typically not more than about 50  $\mu M$ , as measured in the Raf/Mek Filtration Assay described generally hereinbelow. Preferred isoforms of Raf Kinase in which the compounds of the present invention will be shown to inhibit, include A-Raf, B-Raf, and C-Raf (Raf-1). " $IC_{50}$ " is that concentration of inhibitor which reduces the activity of an enzyme (e.g., Raf kinase) to half-maximal level. Representative compounds of the present invention have been discovered to exhibit inhibitory activity against Raf. Compounds of the present invention preferably exhibit an  $IC_{50}$  with respect to Raf of no more than about 10  $\mu M$ , more preferably, no more than about 5  $\mu M$ , even more preferably not more than about 1  $\mu M$ , and most preferably, not more than about 200 nM, as measured in the Raf kinase assays described herein.

As used herein, the term "benz-azoles" includes benzimidazoles, benzothiazoles and benzoxazoles.

The phrase "alkyl" refers to alkyl groups that do not contain heteroatoms. Thus the phrase includes straight chain alkyl groups such as methyl, ethyl, propyl, butyl, pentyl, hexyl, heptyl, octyl, nonyl, decyl, undecyl, dodecyl and the like. The phrase also includes branched chain isomers of straight chain alkyl groups, including but not limited to, the following which are provided by way of example:  $-CH(CH_3)_2$ ,  $-CH(CH_3)(CH_2CH_3)$ ,  $-CH(CH_2CH_3)_2$ ,  $-C(CH_3)_3$ ,  $-C(CH_2CH_3)_3$ ,  $-CH_2CH(CH_3)_2$ ,  $-CH_2CH(CH_3)(CH_2CH_3)$ ,  $-CH_2CH(CH_2CH_3)_2$ ,  $-CH_2C(CH_3)_3$ ,  $-CH_2C(CH_2CH_3)_3$ ,  $-CH(CH_3)CH(CH_3)(CH_2CH_3)$ ,  $-CH_2CH_2CH(CH_3)_2$ ,  $-CH_2CH_2CH(CH_3)(CH_2CH_3)$ ,  $-CH_2CH_2CH(CH_2CH_3)_2$ ,  $-CH_2CH_2C(CH_3)_3$ ,  $-CH_2CH_2C(CH_2CH_3)_3$ ,  $-CH(CH_3)CH_2CH(CH_3)_2$ ,  $-CH(CH_3)CH(CH_3)CH(CH_3)_2$ ,  $-CH(CH_2CH_3)CH(CH_3)CH(CH_3)(CH_2CH_3)$ , and others. The phrase also includes cyclic alkyl groups such as cyclopropyl, cyclobutyl, cyclopentyl, cyclohexyl, cycloheptyl, and cyclooctyl and such rings substituted with straight and branched chain alkyl groups as defined above. Thus the phrase alkyl groups includes primary alkyl groups, secondary alkyl groups, and tertiary alkyl groups.

Preferred alkyl groups include straight and branched chain alkyl groups and cyclic alkyl groups having 1 to 12 carbon atoms.

As used herein "loweralkyl" includes both substituted or unsubstituted straight or branched chain alkyl groups having from 1 to 6 carbon atoms. Representative loweralkyl  
5 groups include, for example, methyl, ethyl, propyl, isopropyl, *n*-butyl, tert-butyl, neopentyl, trifluoromethyl, pentafluoroethyl and the like. Loweralkyl groups may be substituted, such as with halo, hydroxy, amino, nitro and/or cyano groups, and the like. Representative of halo-substituted and hydroxy-substituted loweralkyl include chloromethyl, trichloromethyl, chloroethyl, hydroxyethyl, and the like. Other suitable  
10 substituted loweralkyl moieties include, for example, aralkyl, aminoalkyl, aminoaralkyl, carbonylaminoalkyl, alkylcarbonylaminoalkyl, arylcarbonylaminoalkyl, aralkylcarbonylaminoalkyl, aminoalkoxyalkyl and arylaminoalkyl.

"Loweralkoxy" as used herein refers to RO- wherein R is loweralkyl. Representative examples of loweralkoxy groups include methoxy, ethoxy, *t*-butoxy, trifluoromethoxy and the like.  
15

As used herein, the term "halogen" or "halo" refers to chloro, bromo, fluoro and iodo groups. "Haloalkyl" refers to an alkyl radical substituted with one or more halogen atoms. The term "haloloweralkyl" refers to a loweralkyl radical substituted with one or more halogen atoms. The term "haloalkoxy" refers to an alkoxy radical substituted with  
20 one or more halogen atoms. The term "haloloweralkoxy" refers to a loweralkoxy radical substituted with one or more halogen atoms.

"Amino" refers herein to the group  $-NH_2$ . The term "alkylamino" refers herein to the group  $-NRR'$  where R and R' are each independently selected from hydrogen or a lower alkyl. The term "arylamino" refers herein to the group  $-NRR'$  where R is aryl and  
25 R' is hydrogen, a lower alkyl, or an aryl. The term "aralkylamino" refers herein to the group  $-NRR'$  where R is a lower aralkyl and R' is hydrogen, a loweralkyl, an aryl, or a loweraralkyl.

The term "alkoxyalkyl" refers to the group  $-alk_1-O-alk_2$  where  $alk_1$  is alkyl or alkenyl, and  $alk_2$  is alkyl or alkenyl. The term "loweralkoxyalkyl" refers to an alkoxyalkyl where  $alk_1$  is loweralkyl or loweralkenyl, and  $alk_2$  is loweralkyl or loweralkenyl. The term "aryloxyalkyl" refers to the group  $-alkyl-O-aryl$ . The term  
30 "aralkoxyalkyl" refers to the group  $-alkylenyl-O-aralkyl$ , where aralkyl is a loweraralkyl.



The term "alkoxyalkylamino" refers herein to the group  $-\text{NR}-(\text{alkoxyalkyl})$ , where R is typically hydrogen, loweralkyl, or loweraralkyl. The term "aminoloweralkoxyalkyl" refers herein to an aminoalkoxyalkyl in which the alkoxyalkyl is a loweralkoxyalkyl.

5           The term "aminocarbonyl" refers herein to the group  $-\text{C}(\text{O})-\text{NH}_2$ . "Substituted aminocarbonyl" refers herein to the group  $-\text{C}(\text{O})-\text{NRR}'$  where R is loweralkyl and R' is hydrogen or a loweralkyl. The term "arylaminocarbonyl" refers herein to the group  $-\text{C}(\text{O})-\text{NRR}'$  where R is an aryl and R' is hydrogen, loweralkyl or aryl. "aralkylaminocarbonyl" refers herein to the group  $-\text{C}(\text{O})-\text{NRR}'$  where R is loweraralkyl  
10 and R' is hydrogen, loweralkyl, aryl, or loweraralkyl.

"Aminosulfonyl" refers herein to the group  $-\text{S}(\text{O})_2-\text{NH}_2$ . "Substituted aminosulfonyl" refers herein to the group  $-\text{S}(\text{O})_2-\text{NRR}'$  where R is loweralkyl and R' is hydrogen or a loweralkyl. The term "aralkylaminosulfonyl" refers herein to the group  $-\text{aryl}-\text{S}(\text{O})_2-\text{NH}-\text{aralkyl}$ , where the aralkyl is loweraralkyl.

15           "Carbonyl" refers to the divalent group  $-\text{C}(\text{O})-$ .

"Carbonyloxy" refers generally to the group  $-\text{C}(\text{O})-\text{O}$ . Such groups include esters,  $-\text{C}(\text{O})-\text{O}-\text{R}$ , where R is loweralkyl, cycloalkyl, aryl, or loweraralkyl. The term "carbonyloxy-cycloalkyl" refers generally herein to both an "carbonyloxy-carbocycloalkyl" and an "carbonyloxy-heterocycloalkyl", i.e., where R is a carbocycloalkyl or  
20 heterocycloalkyl, respectively. The term "arylcarbonyloxy" refers herein to the group  $-\text{C}(\text{O})-\text{O}-\text{aryl}$ , where aryl is a mono- or polycyclic, carbocycloaryl or heterocycloaryl. The term "aralkylcarbonyloxy" refers herein to the group  $-\text{C}(\text{O})-\text{O}-\text{aralkyl}$ , where the aralkyl is loweraralkyl.

The term "sulfonyl" refers herein to the group  $-\text{SO}_2-$ . "Alkylsulfonyl" refers to a  
25 substituted sulfonyl of the structure  $-\text{SO}_2\text{R}-$  in which R is alkyl. Alkylsulfonyl groups employed in compounds of the present invention are typically loweralkylsulfonyl groups having from 1 to 6 carbon atoms in its backbone structure. Thus, typical alkylsulfonyl groups employed in compounds of the present invention include, for example, methylsulfonyl (i.e., where R is methyl), ethylsulfonyl (i.e., where R is ethyl),  
30 propylsulfonyl (i.e., where R is propyl), and the like. The term "arylsulfonyl" refers herein to the group  $-\text{SO}_2-\text{aryl}$ . The term "aralkylsulfonyl" refers herein to the group  $-\text{SO}_2-\text{aralkyl}$ , in which the aralkyl is loweraralkyl. The term "sulfonamido" refers herein to  $-\text{SO}_2\text{NH}_2$ .

As used herein, the term "carbonylamino" refers to the divalent group -NH-C(O)- in which the hydrogen atom of the amide nitrogen of the carbonylamino group can be replaced a loweralkyl, aryl, or loweraralkyl group. Such groups include moieties such as carbamate esters (-NH-C(O)-O-R) and amides -NH-C(O)-O-R, where R is a straight or  
5 branched chain loweralkyl, cycloalkyl, or aryl or loweraralkyl. The term "loweralkylcarbonylamino" refers to alkylcarbonylamino where R is a loweralkyl having from 1 to about 6 carbon atoms in its backbone structure. The term "arylcabonylamino" refers to group -NH-C(O)-R where R is an aryl. Similarly, the term "aralkylcarbonylamino" refers to carbonylamino where R is a lower aralkyl. As used  
10 herein, the term "aminocarbonyl" refers to the divalent group -C(O)-NH- in which the hydrogen atom of the amide nitrogen of the carbonylamino group can be replaced a loweralkyl, aryl, or loweraralkyl group, as described above.

As used herein, the term "guanidino" or "guanidyl" refers to moieties derived from guanidine,  $\text{H}_2\text{N}-\text{C}(=\text{NH})-\text{NH}_2$ . Such moieties include those bonded at the nitrogen  
15 atom carrying the formal double bond (the "2"-position of the guanidine, e.g., diaminomethyleneamino,  $(\text{H}_2\text{N})_2\text{C}=\text{NH}-$ ) and those bonded at either of the nitrogen atoms carrying a formal single bond (the "1-" and/or "3"-positions of the guandine, e.g.,  $\text{H}_2\text{N}-\text{C}(=\text{NH})-\text{NH}-$ ). The hydrogen atoms at any of the nitrogens can be replaced with a suitable substituent, such as loweralkyl, aryl, or loweraralkyl.

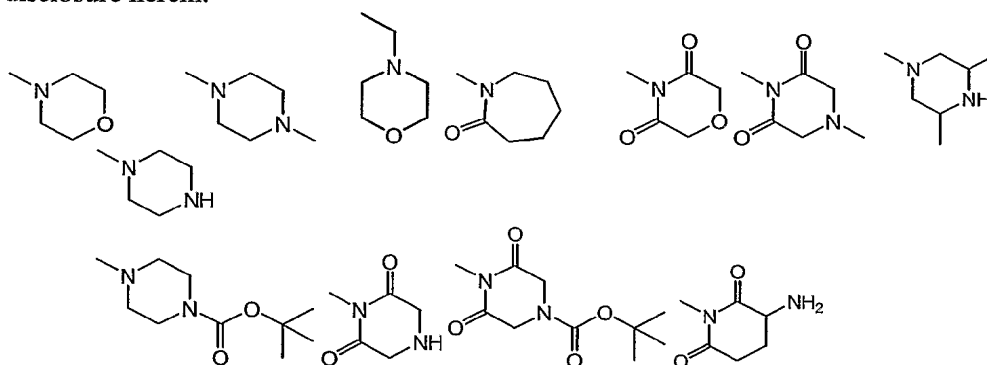
As used herein, the term "amidino" refers to the moieties  $\text{R}-\text{C}(=\text{N})-\text{NR}'-$  (the radical being at the "N<sup>1</sup>" nitrogen) and  $\text{R}(\text{NR}')\text{C}=\text{N}-$  (the radical being at the "N<sup>2</sup>"  
20 nitrogen), where R and R' can be hydrogen, loweralkyl, aryl, or loweraralkyl.

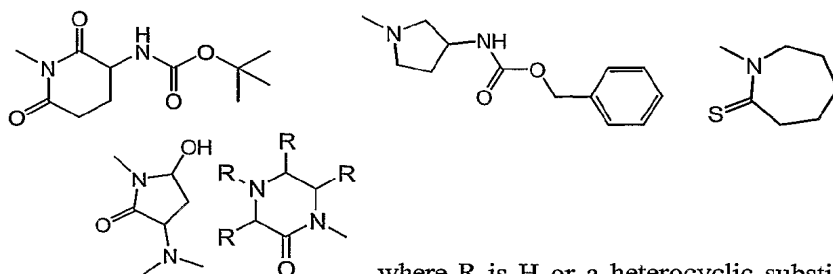
"Cycloalkyl" refers to a mono- or polycyclic, heterocyclic or carbocyclic alkyl substituent. Typical cycloalkyl substituents have from 3 to 8 backbone (i.e., ring) atoms  
25 in which each backbone atom is either carbon or a heteroatom. The term "heterocycloalkyl" refers herein to cycloalkyl substituents that have from 1 to 5, and more typically from 1 to 4 heteroatoms in the ring structure. Suitable heteroatoms employed in compounds of the present invention are nitrogen, oxygen, and sulfur. Representative heterocycloalkyl moieties include, for example, morpholino, piperaziny, piperadiny and  
30 the like. Carbocycloalkyl groups are cycloalkyl groups in which all ring atoms are carbon. When used in connection with cycloalkyl substituents, the term "polycyclic" refers herein to fused and non-fused alkyl cyclic structures.

The term "substituted heterocycle" or "heterocyclic group" or heterocycle as used herein refers to any 3- or 4-membered ring containing a heteroatom selected from nitrogen, oxygen, and sulfur or a 5- or 6-membered ring containing from one to three heteroatoms selected from the group consisting of nitrogen, oxygen, or sulfur; wherein  
 5 the 5-membered ring has 0-2 double bonds and the 6-membered ring has 0-3 double bonds; wherein the nitrogen and sulfur atom maybe optionally oxidized; wherein the nitrogen and sulfur heteroatoms maybe optionally quarternized; and including any bicyclic group in which any of the above heterocyclic rings is fused to a benzene ring or  
 10 "heterocycle" thus includes rings in which nitrogen is the heteroatom as well as partially and fully-saturated rings. Preferred heterocycles include, for example: diazapinyl, pyrrol, pyrrolinyl, pyrrolidinyl, pyrazolyl, pyrazolinyl, pyrazolidinyl, imidazolyl, imidazoliny, imidazolidinyl, pyridyl, piperidinyl, pyrazinyl, piperazinyl, N-methyl piperazinyl, azetidiny, N-methylazetidiny, pyrimidinyl, pyridazinyl, oxazolyl, oxazolidinyl,  
 15 isoxazolyl, isoazolidinyl, morpholinyl, thiazolyl, thiazolidinyl, isothiazolyl, isothiazolidinyl, indolyl, quinoliny, isoquinoliny, benzimidazolyl, benzothiazolyl, benzoxazolyl, furyl, thienyl, triazolyl and benzothienyl.

Heterocyclic moieties can be unsubstituted or monosubstituted or disubstituted with various substituents independently selected from hydroxy, halo, oxo (C=O),  
 20 alkylimino (RN=, wherein R is a loweralkyl or loweralkoxy group), amino, alkylamino, dialkylamino, acylaminoalkyl, alkoxy, thioalkoxy, polyalkoxy, loweralkyl, cycloalkyl or haloalkyl.

The heterocyclic groups may be attached at various positions as will be apparent to those having skill in the organic and medicinal chemistry arts in conjunction with the  
 25 disclosure herein.



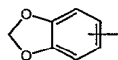


where R is H or a heterocyclic substituent, as described

herein.

Representative heterocyclics include, for example, imidazolyl, pyridyl,  
 5 piperazinyl, azetidyl, thiazolyl, furanyl, triazolyl benzimidazolyl, benzothiazolyl,  
 benzoxazolyl, quinolinyl, isoquinolinyl, quinazolinyl, quinoxalyl, phthalazinyl, indolyl,  
 naphthpyridinyl, indazolyl, and quinoliziny.

"Aryl" refers to optionally substituted monocyclic and polycyclic aromatic groups  
 having from 3 to 14 backbone carbon or hetero atoms, and includes both carbocyclic aryl  
 10 groups and heterocyclic aryl groups. Carbocyclic aryl groups are aryl groups in which all  
 ring atoms in the aromatic ring are carbon. The term "heteroaryl" refers herein to aryl  
 groups having from 1 to 4 heteroatoms as ring atoms in an aromatic ring with the  
 remainder of the ring atoms being carbon atoms. When used in connection with aryl  
 substituents, the term "polycyclic aryl" refers herein to fused and non-fused cyclic  
 15 structures in which at least one cyclic structure is aromatic, such as, for example,  
 benzodioxozolo (which has a heterocyclic structure fused to a phenyl group, i.e.,

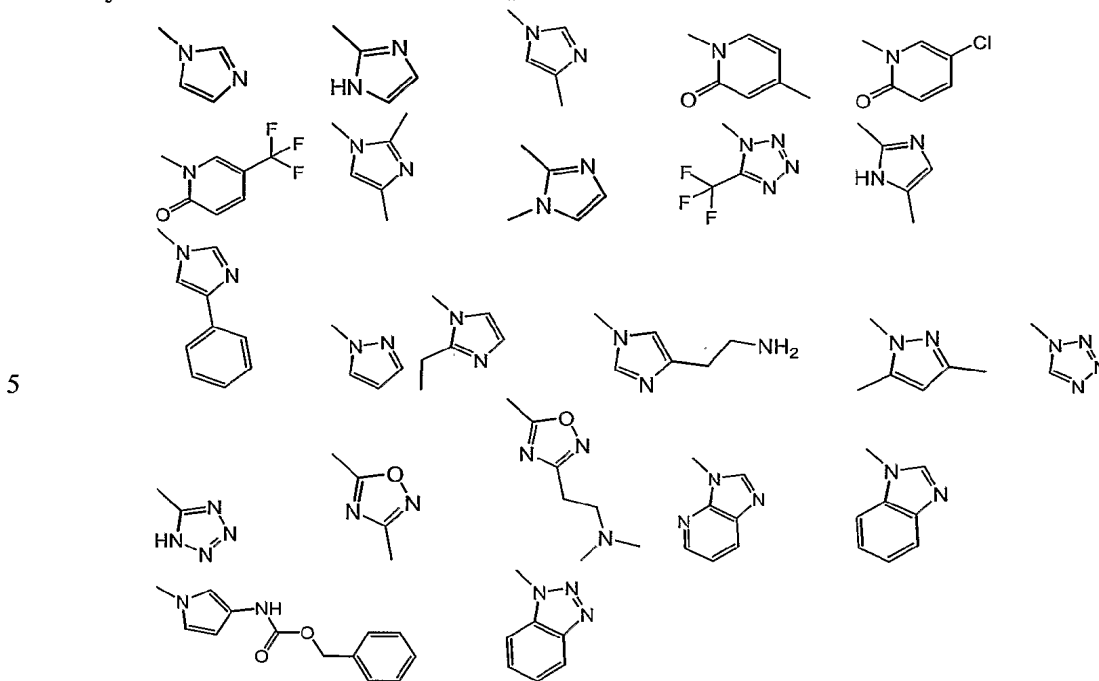


, naphthyl, and the like. Exemplary aryl moieties employed as substituents in  
 compounds of the present invention include phenyl, pyridyl, pyrimidinyl, thiazolyl,  
 indolyl, imidazolyl, oxadiazolyl, tetrazolyl, pyrazinyl, triazolyl, thiophenyl, furanyl,  
 20 quinolinyl, purinyl, naphthyl, benzothiazolyl, benzopyridyl, and benzimidazolyl, and the  
 like.

"Aralkyl" refers to an alkyl group substituted with an aryl group. Typically,  
 aralkyl groups employed in compounds of the present invention have from 1 to 6 carbon  
 atoms incorporated within the alkyl portion of the aralkyl group. Suitable aralkyl groups  
 25 employed in compounds of the present invention include, for example, benzyl, picolyl,  
 and the like.

Representative heteroaryl groups include, for example, those shown below. These  
 heteroaryl groups can be further substituted and may be attached at various positions as

will be apparent to those having skill in the organic and medicinal chemistry arts in conjunction with the disclosure herein.



Representative heteroaryl's include, for example, imidazolyl, pyridyl, piperazinyl, azetidyl, thiazolyl, triazolyl benzimidazolyl, benzothiazolyl, and benzoxazolyl.

10 The term "biaryl" refers to a group or substituent to which two aryl groups, which are not condensed to each other, are bound. Exemplary biaryl compounds include, for example, phenylbenzene, diphenyldiazene, 4-methylthio-1-phenylbenzene, phenoxybenzene, (2-phenylethynyl)benzene, diphenyl ketone, (4-phenylbuta-1,3-

15 optionally substituted biaryl groups include: 2-(phenylamino)-N-[4-(2-phenylethynyl)-phenyl]acetamide, 1,4-diphenylbenzene, N-[4-(2-phenylethynyl)phenyl]-2-[benzyl-

20 methylpropyl)amino]-N-[4-(2-phenylethynyl)phenyl]acetamide, 5-phenyl-2H-benzo-

[d]1,3-dioxolene, 2-chloro-1-methoxy-4-phenylbenzene, 2-[(imidazolylmethyl)amino]-N-[4-(2-phenylethynyl)phenyl]acetamide, 4-phenyl-1-phenoxybenzene, N-(2-aminoethyl)-[4-(2-phenylethynyl)phenyl]carboxamide, 2-[[4-(4-fluorophenyl)methyl]amino]-N-[4-(2-phenylethynyl)phenyl]acetamide, 2-[[4-(4-methylphenyl)methyl]amino]-N-[4-(2-phenylethynyl)phenyl]acetamide, 4-phenyl-1-(trifluoromethyl)benzene, 1-butyl-4-phenylbenzene, 2-(cyclohexylamino)-N-[4-(2-phenylethynyl)phenyl]acetamide, 2-(ethylmethylamino)-N-[4-(2-phenylethynyl)phenyl]acetamide, 2-(butylamino)-N-[4-(2-phenylethynyl)phenyl]acetamide, N-[4-(2-phenylethynyl)phenyl]-2-(4-pyridylamino)acetamide, N-[4-(2-phenylethynyl)phenyl]-2-(quinuclidin-3-ylamino)acetamide, N-[4-(2-phenylethynyl)phenyl]pyrrolidin-2-ylcarboxamide, 2-amino-3-methyl-N-[4-(2-phenylethynyl)phenyl]butanamide, 4-(4-phenylbuta-1,3-diyanyl)phenylamine, 2-(dimethylamino)-N-[4-(4-phenylbuta-1,3-diyanyl)phenyl]acetamide, 2-(ethylamino)-N-[4-(4-phenylbuta-1,3-diyanyl)phenyl]acetamide, 4-ethyl-1-phenylbenzene, 1-[4-(2-phenylethynyl)phenyl]ethan-1-one, N-(1-carbamoyl-2-hydroxypropyl)[4-(4-phenylbuta-1,3-diyanyl)phenyl]carboxamide, N-[4-(2-phenylethynyl)phenyl]propanamide, 4-methoxyphenyl phenyl ketone, phenyl-N-benzamide, (tert-butoxy)-N-[(4-phenylphenyl)methyl]carboxamide, 2-(3-phenylphenoxy)ethanehydroxamic acid, 3-phenylphenyl propanoate, 1-(4-ethoxyphenyl)-4-methoxybenzene, and [4-(2-phenylethynyl)phenyl]pyrrole.

The term "heteroarylaryl" refers to a biaryl group where one of the aryl groups is a heteroaryl group. Exemplary heteroarylaryl groups include, for example, 2-phenylpyridine, phenylpyrrole, 3-(2-phenylethynyl)pyridine, phenylpyrazole, 5-(2-phenylethynyl)-1,3-dihydropyrimidine-2,4-dione, 4-phenyl-1,2,3-thiadiazole, 2-(2-phenylethynyl)pyrazine, 2-phenylthiophene, phenylimidazole, 3-(2-piperazinylphenyl)-furan, 3-(2,4-dichlorophenyl)-4-methylpyrrole, and the like. Preferred optionally substituted heteroarylaryl groups include: 5-(2-phenylethynyl)pyrimidine-2-ylamine, 1-methoxy-4-(2-thienyl)benzene, 1-methoxy-3-(2-thienyl)benzene, 5-methyl-2-phenylpyridine, 5-methyl-3-phenylisoxazole, 2-[3-(trifluoromethyl)phenyl]furan, 3-fluoro-5-(2-furyl)-2-methoxy-1-prop-2-enylbenzene, (hydroxyimino)(5-phenyl(2-thienyl))-

methane, 5-[(4-methylpiperazinyl)methyl]-2-phenylthiophene, 2-(4-ethylphenyl)thiophene, 4-methylthio-1-(2-thienyl)benzene, 2-(3-nitrophenyl)thiophene, (tert-butoxy)-N-[(5-phenyl(3-pyridyl))methyl]carboxamide, hydroxy-N-[(5-phenyl(3-pyridyl))methyl]-amide, 2-(phenylmethylthio)pyridine, and benzylimidazole.

5           The term "heteroarylheteroaryl" refers to a biaryl group where both of the aryl groups is a heteroaryl group. Exemplary heteroarylheteroaryl groups include, for example, 3-pyridylimidazole, 2-imidazolylpyrazine, and the like. Preferred optionally substituted heteroarylheteroaryl groups include: 2-(4-piperazinyl-3-pyridyl)furan, diethyl-(3-pyrazin-2-yl(4-pyridyl))amine, and dimethyl{2-[2-(5-methylpyrazin-2-yl)ethynyl](4-  
10 pyridyl)}amine.

"Optionally substituted" or "substituted" refers to the replacement of one or more hydrogen atoms with a monovalent or divalent radical. Suitable substitution groups include, for example, hydroxyl, nitro, amino, imino, cyano, halo, thio, sulfonyl, thioamido, amidino, imidino, oxo, oxamidino, methoxamidino, imidino, guanidino,  
15 sulfonamido, carboxyl, formyl, loweralkyl, haloloweralkyl, loweralkylamino, haloloweralkylamino, loweralkoxy, haloloweralkoxy, loweralkoxyalkyl, alkylcarbonyl, aminocarbonyl, arylcarbonyl, aralkylcarbonyl, heteroarylcarbonyl, heteroaralkylcarbonyl, alkylthio, aminoalkyl, cyanoalkyl, aryl and the like.

The substitution group can itself be substituted. The group substituted onto the  
20 substitution group can be carboxyl, halo; nitro, amino, cyano, hydroxyl, loweralkyl, loweralkoxy, aminocarbonyl, -SR, thioamido, -SO<sub>3</sub>H, -SO<sub>2</sub>R or cycloalkyl, where R is typically hydrogen, hydroxyl or loweralkyl.

When the substituted substituent includes a straight chain group, the substitution can occur either within the chain (e.g., 2-hydroxypropyl, 2-aminobutyl, and the like) or at  
25 the chain terminus (e.g., 2-hydroxyethyl, 3-cyanopropyl, and the like). Substituted substituents can be straight chain, branched or cyclic arrangements of covalently bonded carbon or heteroatoms.

As used herein, the term "carboxy-protecting group" refers to a carbonyl group which has been esterified with one of the commonly used carboxylic acid protecting ester  
30 groups employed to block or protect the carboxylic acid function while reactions involving other functional sites of the compound are carried out. In addition, a carboxy

protecting group can be attached to a solid support whereby the compound remains connected to the solid support as the carboxylate until cleaved by hydrolytic methods to release the corresponding free acid. Representative carboxy-protecting groups include, for example, loweralkyl esters, secondary amides and the like.

5           As used herein, the term "pharmaceutically acceptable salts" refers to the nontoxic acid or alkaline earth metal salts of the compounds of Formula I. These salts can be prepared *in situ* during the final isolation and purification of the compounds of Formula I, or by separately reacting the base or acid functions with a suitable organic or inorganic acid or base, respectively. Representative salts include but are not limited to the  
10 following: acetate, adipate, alginate, citrate, aspartate, benzoate, benzenesulfonate, bisulfate, butyrate, camphorate, camphorsulfonate, digluconate, cyclopentanepropionate, dodecylsulfate, ethanesulfonate, glucoheptanoate, glycerophosphate, hemisulfate, heptanoate, hexanoate, fumarate, hydrochloride, hydrobromide, hydroiodide, 2-hydroxyethanesulfonate, lactate, maleate, methanesulfonate, nicotinate, 2-naph-  
15 alenesulfonate, oxalate, pamoate, pectinate, persulfate, 3-phenylproionate, picrate, pivalate, propionate, succinate, sulfate, tartrate, thiocyanate, p-toluenesulfonate and undecanoate. Also, the basic nitrogen-containing groups can be quaternized with such agents as loweralkyl halides, such as methyl, ethyl, propyl, and butyl chloride, bromides, and iodides; dialkyl sulfates like dimethyl, diethyl, dibutyl, and diamyl sulfates, long  
20 chain halides such as decyl, lauryl, myristyl and stearyl chlorides, bromides and iodides, aralkyl halides like benzyl and phenethyl bromides, and others. Water or oil-soluble or dispersible products are thereby obtained.

          Examples of acids which may be employed to form pharmaceutically acceptable acid addition salts include such inorganic acids as hydrochloric acid, sulfuric acid and  
25 phosphoric acid and such organic acids as oxalic acid, maleic acid, methanesulfonic acid, succinic acid and citric acid. Basic addition salts can be prepared *in situ* during the final isolation and purification of the compounds of formula (I), or separately by reacting carboxylic acid moieties with a suitable base such as the hydroxide, carbonate or bicarbonate of a pharmaceutically acceptable metal cation or with ammonia, or an  
30 organic primary, secondary or tertiary amine. Pharmaceutically acceptable salts include, but are not limited to, cations based on the alkali and alkaline earth metals, such as sodium, lithium, potassium, calcium, magnesium, aluminum salts and the like, as well as nontoxic ammonium, quaternary ammonium, and amine cations, including, but not



limited to ammonium, tetramethylammonium, tetraethylammonium, methylamine, dimethylamine, trimethylamine, triethylamine, ethylamine, and the like. Other representative organic amines useful for the formation of base addition salts include diethylamine, ethylenediamine, ethanolamine, diethanolamine, piperazine and the like.

5           As used herein, the term "pharmaceutically acceptable ester" refers to esters, which hydrolyze *in vivo* and include those that break down readily in the human body to leave the parent compound or a salt thereof. Suitable ester groups include, for example, those derived from pharmaceutically acceptable aliphatic carboxylic acids, particularly alkanolic, alkenolic, cycloalkanoic and alkanedioic acids, in which each alkyl or alkenyl  
10 moiety advantageously has not more than 6 carbon atoms. Examples of particular esters include formates, acetates, propionates, butyrates, acrylates and ethylsuccinates.

The term "pharmaceutically acceptable prodrugs" as used herein refers to those prodrugs of the compounds of the present invention which are, within the scope of sound medical judgment, suitable for use in contact with the tissues of humans and lower  
15 animals without undue toxicity, irritation, allergic response, and the like, commensurate with a reasonable benefit/risk ratio, and effective for their intended use, as well as the zwitterionic forms, where possible, of the compounds of the invention. The term "prodrug" refers to compounds that are rapidly transformed *in vivo* to yield the parent compound of the above formula, for example by hydrolysis in blood. A thorough  
20 discussion is provided in T. Higuchi and V. Stella, Pro-drugs as Novel Delivery Systems, Vol. 14 of the A.C.S. Symposium Series, and in Edward B. Roche, ed., Bioreversible Carriers in Drug Design, American Pharmaceutical Association and Pergamon Press, 1987, both of which are incorporated herein by reference.

The term "cancer" refers to cancer diseases that can be beneficially treated by the  
25 inhibition of Raf kinase, including, for example, solid cancers, such as carcinomas (e.g., of the lungs, pancreas, thyroid, bladder or colon), myeloid disorders (e.g., myeloid leukemia) and adenomas (e.g., villous colon adenoma).

In illustrative embodiments of the invention, A<sub>1</sub> may be, for example, phenyl, pyridyl, pyrimidinyl, phenylalkyl, pyridylalkyl, pyrimidinylalkyl, heterocyclo-  
30 carbonylphenyl, heterocyclophenyl, heterocycloalkylphenyl, chlorophenyl, fluoro-phenyl, bromophenyl, iodophenyl, dihalophenyl, nitrophenyl, 4-bromophenyl, 4-chlorophenyl, alkylbenzoate, alkoxyphenyl, dialkoxyphenyl, dialkylphenyl, trialkylphenyl, thiophene, thiophene-2-carboxylate, alkylthiophenyl, trifluoromethylphenyl, acetylphenyl,

sulfamoylphenyl, biphenyl, cyclohexylphenyl, phenoxyphenyl, dialkylaminophenyl, alkylbromophenyl, alkylchlorophenyl, alkylfluorophenyl, trifluoromethylchlorophenyl, trifluoromethylbromophenyl indenyl, 2,3-dihydroindenyl, tetralinyl, trifluorophenyl, (trifluoromethyl)thiophenyl, alkoxybiphenyl, morpholinyl, N-piperazinyl, N-morpho-  
5 linyllalkyl, piperazinylalkyl, cyclohexylalkyl, indolyl, 2,3-dihydroindolyl, 1-acetyl-2,3-dihydroindolyl, cycloheptyl, bicyclo[2.2.1]hept-2-yl, hydroxyphenyl, hydroxy-alkylphenyl, pyrrolidinyl, pyrrolidin-1-yl, pyrrolidin-1-ylalkyl, 4-amino(imino)-methylphenyl, isoxazolyl, indazolyl, adamantyl, bicyclohexyl, quinuclidinyl, imidazolyl, benzimidazolyl, imidazolylphenyl, phenylimidazolyl, phtalamido, naphthyl,  
10 benzophenone, anilinyll, anisolyll, quinolinyl, quinolinonyll, phenylsulfonyll, phenylalkylsulfonyll, 9H-flouren-1-yl, piperidin-1-yl, piperidin-1-ylalkyl, cyclopropyl, cyclopropylalkyl, pyrimidin-5-ylphenyl, quinolidinylphenyl, furanyl, furanylphenyl, N-methylpiperidin-4-yl, pyrrolidin-4-ylpyridinyl, 4-diazepan-1-yl, hydroxypyrrolidin-1-yl, dialkylaminopyrrolidin-1-yl, 1,4'-bipiperidin-1'-yl, or (1,4'-bipiperidin-1'-ylcarbonyl)phenyl, which may be substituted by one or more substituents selected from  
15 the group consisting of hydroxyl, nitro, cyano, halo, and substituted or unsubstituted amino, imino, thio, sulfonyl, thioamido, amidino, imidino, oxo, oxamidino, methoxamidino, imidino, guanidino, sulfonamido, carboxyl, formyl, loweralkyl, haloloweralkyl, loweralkylamino, haloloweralkylamino, loweralkoxy, haloloweralkoxy,  
20 loweralkoxyalkyl, alkylcarbonyl, aminocarbonyl, loweralkylaminocarbonyl, heterocycloalkyloweralkylaminocarbonyl, carboxyloweralkylaminocarbonyl, aryl-carbonyl, aralkylcarbonyl, heteroarylcarbonyl, heteroaralkylcarbonyl, alkylthio, aminoalkyl, cyanoalkyl, aryl and the like. In some particularly preferred embodiments, A<sub>1</sub> is substituted or unsubstituted phenyl. In other illustrative embodiments of the  
25 invention, A<sub>2</sub> may be, for example, pyridyl, which may be substituted by one or more substituents selected from the group consisting of hydroxyl, nitro, cyano, halo, and substituted or unsubstituted amino, imino, thio, sulfonyl, thioamido, amidino, imidino, oxo, oxamidino, methoxamidino, imidino, guanidino, sulfonamido, carboxyl, formyl, loweralkyl, haloloweralkyl, loweralkylamino, haloloweralkylamino, loweralkoxy,  
30 haloloweralkoxy, loweralkoxyalkyl, alkylcarbonyl, aminocarbonyl, loweralkylamino-carbonyl, heterocycloalkyloweralkylaminocarbonyl, carboxyloweralkylaminocarbonyl, arylcarbonyl, aralkylcarbonyl, heteroarylcarbonyl, heteroaralkylcarbonyl, alkylthio, aminoalkyl, cyanoalkyl, aryl and the like.

In representative embodiments of the invention, the compounds of the invention include, for example, 4-[(2-{[4-chloro-3-(trifluoromethyl)phenyl]amino}-1H-benzimidazol-6-yl)oxy]-N-methylpyridine-2-carboxamide, 4-({2-[(3-chlorophenyl)amino]-1H-benzimidazol-6-yl}oxy)-N-methylpyridine-2-carboxamide, 4-({2-[(4-bromophenyl)amino]-1H-benzimidazol-6-yl}oxy)-N-methylpyridine-2-carboxamide, 4-({2-[(3-chloro-4-fluorophenyl)amino]-1H-benzimidazol-6-yl}oxy)-N-methylpyridine-2-carboxamide, N-methyl-4-{{2-(phenylamino)-1H-benzimidazol-6-yl}oxy}pyridine-2-carboxamide, 4-[(2-{[4-bromo-2-(trifluoromethyl)phenyl]amino}-1H-benzimidazol-6-yl)oxy]-N-methylpyridine-2-carboxamide, N-methyl-4-({2-[(2-methylpropyl)amino]-1H-benzimidazol-6-yl}oxy)pyridine-2-carboxamide, 4-[(2-{[4-(dimethylamino)naphthalen-1-yl]amino}-1H-benzimidazol-6-yl)oxy]-N-methylpyridine-2-carboxamide, N-methyl-4-({2-[(4-nitrophenyl)amino]-1H-benzimidazol-6-yl}oxy)pyridine-2-carboxamide, N-methyl-4-({2-[(phenylcarbonyl)amino]-1H-benzimidazol-6-yl}oxy)pyridine-2-carboxamide, N-methyl-4-({2-[(phenylmethyl)amino]-1H-benzimidazol-6-yl}oxy)pyridine-2-carboxamide, methyl 4-{{6-({2-[(methylamino)carbonyl]pyridin-4-yl}oxy)-1H-benzimidazol-2-yl}amino}benzoate, 4-({2-[(4-chlorophenyl)amino]-1H-benzimidazol-6-yl}oxy)-N-methylpyridine-2-carboxamide, 4-[(2-{[2-(ethyloxy)phenyl]amino}-1H-benzimidazol-6-yl)oxy]-N-methylpyridine-2-carboxamide, N-methyl-4-({2-[(2-morpholin-4-ylethyl)amino]-1H-benzimidazol-6-yl}oxy)pyridine-2-carboxamide, 4-({2-[(4-iodophenyl)amino]-1H-benzimidazol-6-yl}oxy)-N-methylpyridine-2-carboxamide, N-methyl-4-[(2-{[4-(trifluoromethyl)phenyl]amino}-1H-benzimidazol-6-yl)oxy]pyridine-2-carboxamide, 4-({2-[(furan-2-ylmethyl)amino]-1H-benzimidazol-6-yl}oxy)-N-methylpyridine-2-carboxamide, 4-({2-[(4-bromo-3-methylphenyl)amino]-1H-benzimidazol-6-yl}oxy)-N-methylpyridine-2-carboxamide, 4-({2-[(4-acetylphenyl)amino]-1H-benzimidazol-6-yl}oxy)-N-methylpyridine-2-carboxamide, N-methyl-4-({2-[(2,4,6-trimethylphenyl)amino]-1H-benzimidazol-6-yl}oxy)pyridine-2-carboxamide, 4-[(2-{[4-(1,1-dimethylethyl)phenyl]amino}-1H-benzimidazol-6-yl)oxy]-N-methylpyridine-2-carboxamide, 4-({2-[(2-bromophenyl)amino]-1H-benzimidazol-6-yl}oxy)-N-methylpyridine-2-carboxamide, 4-({2-[(3-bromophenyl)amino]-1H-benzimidazol-6-yl}oxy)-N-methylpyridine-2-carboxamide, 4-({2-[(2-chlorophenyl)amino]-1H-benzimidazol-6-yl}oxy)-N-methylpyridine-2-carboxamide, methyl 3-{{6-({2-[(methylamino)carbonyl]pyridin-4-yl}oxy)-1H-benzimidazol-2-yl}amino}thiophene-2-carboxylate, 4-({2-[(4-bromophenyl)amino]-1H-benzimidazol-6-yl}oxy)-N-{{(3R,5R)-5-[(methyloxy)methyl]pyrrolidin-3-yl}pyridine-2-

carboxamide, 4-({2-[(4-bromophenyl)amino]-1-methyl-1H-benzimidazol-5-yl}oxy)-N-methylpyridine-2-carboxamide, 4-[(2-{{4-chloro-3-(trifluoromethyl)phenyl}amino}-1-methyl-1H-benzimidazol-5-yl)oxy]-N-methylpyridine-2-carboxamide, N-methyl-4-[(1-methyl-2-{{4-(trifluoromethyl)phenyl}amino}-1H-benzimidazol-5-yl)oxy]pyridine-2-carboxamide, 4-({2-[(4-bromophenyl)amino]-1-methyl-1H-benzimidazol-5-yl}oxy)-N-ethylpyridine-2-carboxamide, 4-({2-[(4-bromophenyl)amino]-1-methyl-1H-benzimidazol-5-yl}oxy)-N-(2-hydroxyethyl)pyridine-2-carboxamide, 4-({2-[(4-bromophenyl)amino]-1-methyl-1H-benzimidazol-5-yl}oxy)-N,N-dimethylpyridine-2-carboxamide, 4-({2-[(4-bromophenyl)amino]-1-methyl-1H-benzimidazol-5-yl}oxy)-N-(2,2,2-trifluoroethyl)pyridine-2-carboxamide, N-(4-bromophenyl)-1-methyl-5-{{2-(pyrrolidin-1-yl)carbonyl}pyridin-4-yl}oxy)-1H-benzimidazol-2-amine, ethyl (3R)-3-(methoxy)-4-[[{4-[(2-{{4-(trifluoromethyl)phenyl}amino}-1H-benzimidazol-5-yl)oxy]pyridin-2-yl}-carbonyl]amino]piperidine-1-carboxylate, 4-({2-[(4-bromophenyl)amino]-1-methyl-1H-benzimidazol-5-yl}oxy)-N-[2-(dimethylamino)ethyl]pyridine-2-carboxamide, 4-({2-[(4-bromophenyl)amino]-1-methyl-1H-benzimidazol-5-yl}oxy)-N-(tetrahydrofuran-2-ylmethyl)pyridine-2-carboxamide, 4-({2-[(4-bromophenyl)amino]-1-methyl-1H-benzimidazol-5-yl}oxy)-N-(2-morpholin-4-ylethyl)pyridine-2-carboxamide, 4-({2-[(4-bromophenyl)amino]-1-methyl-1H-benzimidazol-5-yl}oxy)-N-(piperidin-4-ylmethyl)pyridine-2-carboxamide, 5-({2-[(3-aminopyrrolidin-1-yl)carbonyl]pyridin-4-yl}oxy)-N-(4-bromophenyl)-1-methyl-1H-benzimidazol-2-amine, 4-({2-[(4-bromophenyl)amino]-1-methyl-1H-benzimidazol-5-yl}oxy)-N-[1-(diphenylmethyl)azetidin-3-yl]pyridine-2-carboxamide, 4-({2-[(4-bromophenyl)amino]-1-methyl-1H-benzimidazol-5-yl}oxy)-N-piperidin-3-ylpyridine-2-carboxamide, 4-({2-[(4-bromophenyl)amino]-1-methyl-1H-benzimidazol-5-yl}oxy)-N-(1,3-thiazol-2-yl)pyridine-2-carboxamide, and 4-({2-[(4-bromophenyl)amino]-1-methyl-1H-benzimidazol-5-yl}oxy)-N-[(1-ethylpyrrolidin-2-yl)methyl]pyridine-2-carboxamide, (4-{{2-[(4-bromophenyl)amino]benzothiazol-5-yloxy}(2-pyridyl))-N-methylcarboxamide, (4-{{2-[(4-bromophenyl)amino]benzoxazol-5-yloxy}(2-pyridyl))-N-methylcarboxamide, and other representative compounds set forth in the Examples.

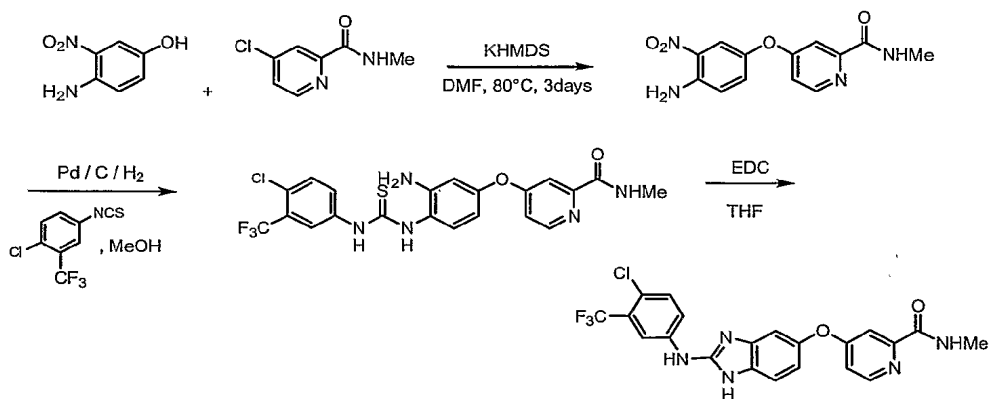
30 In other aspects, the present invention relates to the processes for preparing the compounds of Formulas I, II, III, IV and V and to the synthetic intermediates useful in such processes.

The compounds of the invention comprise asymmetrically substituted carbon atoms. Such asymmetrically substituted carbon atoms can result in the compounds of the invention comprising mixtures of stereoisomers at a particular asymmetrically substituted carbon atom or a single stereoisomer. As a result, racemic mixtures, mixtures of diastereomers, as well as single diastereomers of the compounds of the invention are included in the present invention. The terms "S" and "R" configuration, as used herein, are as defined by the IUPAC 1974 RECOMMENDATIONS FOR SECTION E, FUNDAMENTAL STEREOCHEMISTRY, *Pure Appl. Chem.* **45**:13-30 (1976). The terms  $\alpha$  and  $\beta$  are employed for ring positions of cyclic compounds. The  $\alpha$ -side of the reference plane is that side on which the preferred substituent lies at the lower numbered position. Those substituents lying on the opposite side of the reference plane are assigned  $\beta$  descriptor. It should be noted that this usage differs from that for cyclic stereoparents, in which " $\alpha$ " means "below the plane" and denotes absolute configuration. The terms  $\alpha$  and  $\beta$  configuration, as used herein, are as defined by the CHEMICAL ABSTRACTS INDEX GUIDE-APPENDIX IV (1987) paragraph 203.

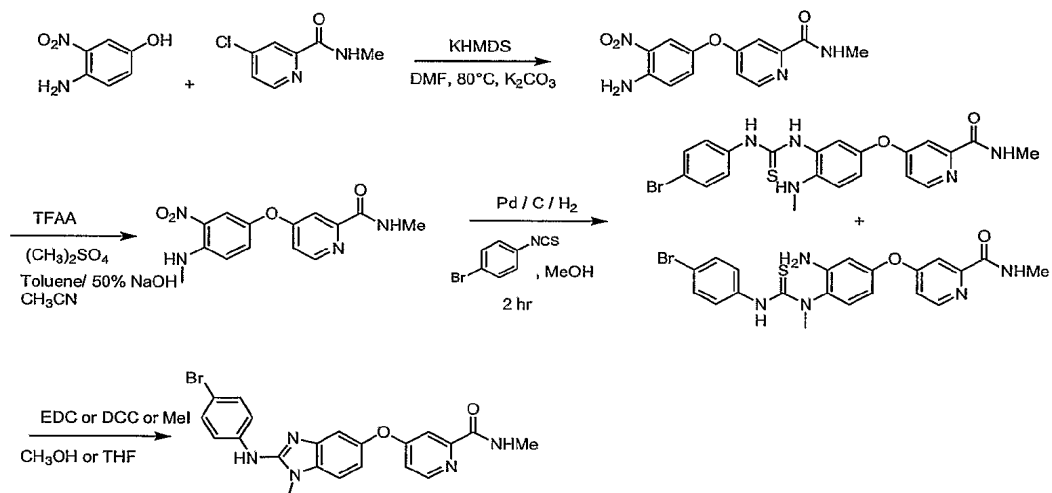
The present invention also relates to the processes for preparing the compounds of the invention and to the synthetic intermediates useful in such processes, as described in detail below.

#### Synthetic Methods

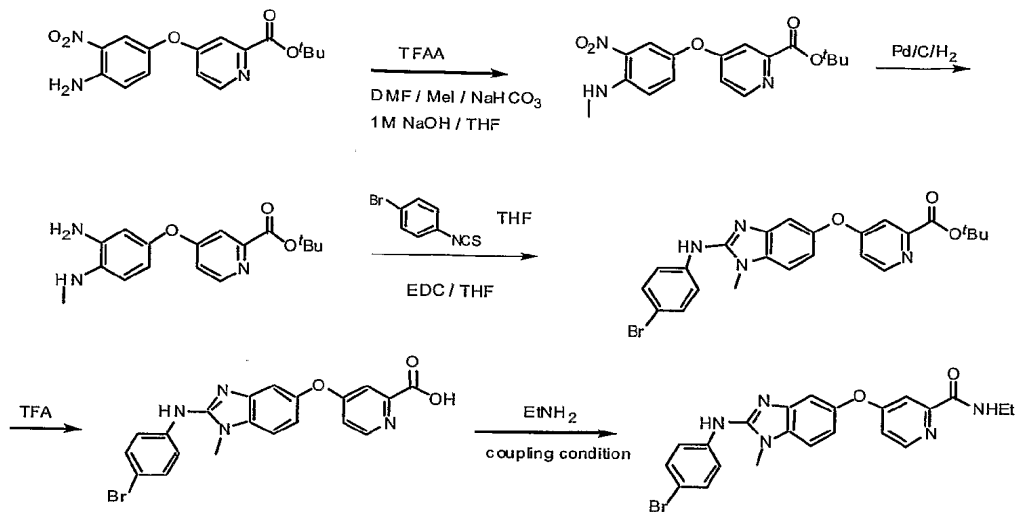
Compounds of the invention containing a benzimidazole core may be prepared using a number of methods familiar to one of skill in the art. In one method, suitably functionalized diamines may be coupled with various thioisocyanates to form the intermediate thioureas. Cyclization to form the benzimidazole moiety may be effected under known conditions such as with treatment carbodiimides or alkyl halides as in the following schemes.



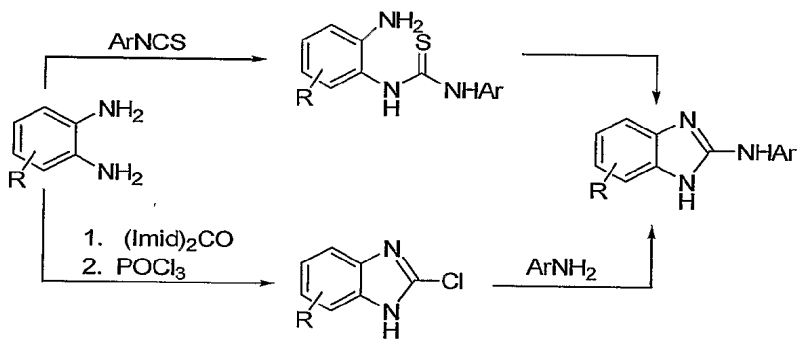
Scheme:



Scheme:



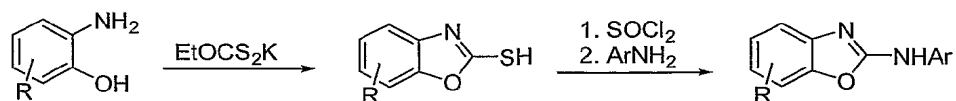
Alternatively the diamines may be reacted sequentially with carbonyl diimidazole and phosphoryl chloride followed by coupling with the appropriate amine.



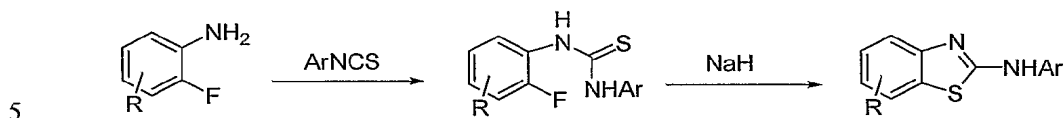
5

Compounds containing the oxazole structure may similarly be prepared according to the methods above or according to other known general procedures. Haviv et al. (*J. Med. Chem.* 1988, 31:1719) describes a procedure for assembling oxazole cores wherein a hydroxy aniline is treated with ethyl potassium xanthate. The resulting sulfonyl benzoxazole may then be chlorinated and coupled with an amine.

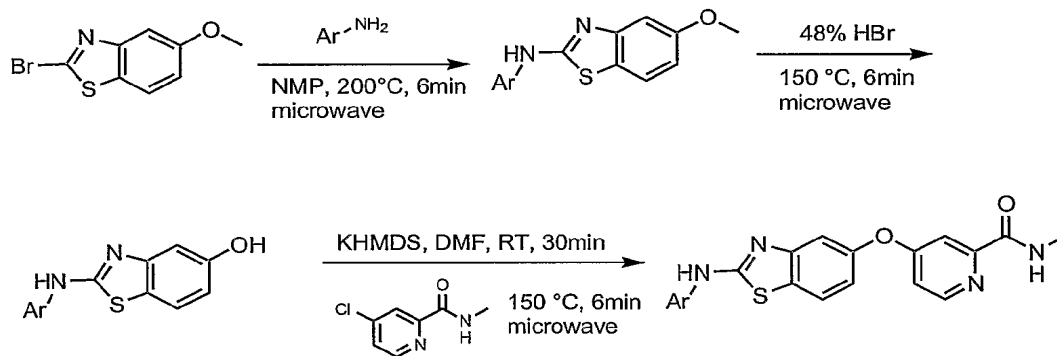
10



Compounds containing a benzothiazole core may also be prepared according to known methods. An ortho-halothioisocyanate may be reacted with an amine to form a thiourea. Reduction with NaH then allows formation of the thiazole ring.

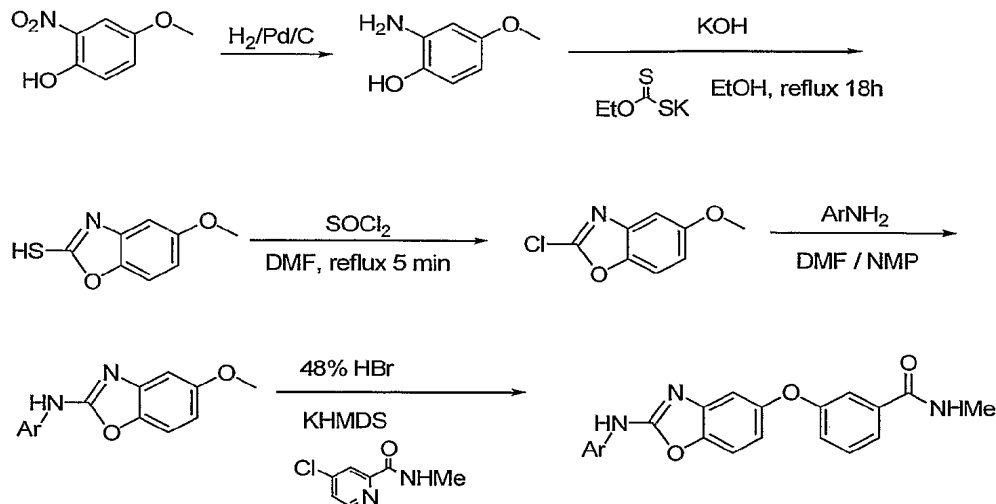


Benzothiazoles may generally be substituted in accordance with the present invention, such as through the following synthetic pathway:





Benzoxzoles may generally be synthesized through the following pathway:



The compounds of the invention are useful *in vitro* or *in vivo* in inhibiting the growth of cancer cells. The compounds may be used alone or in compositions together with a pharmaceutically acceptable carrier or excipient. Suitable pharmaceutically acceptable carriers or excipients include, for example, processing agents and drug delivery modifiers and enhancers, such as, for example, calcium phosphate, magnesium stearate, talc, monosaccharides, disaccharides, starch, gelatin, cellulose, methyl cellulose, sodium carboxymethyl cellulose, dextrose, hydroxypropyl- $\beta$ -cyclodextrin, polyvinylpyrrolidinone, low melting waxes, ion exchange resins, and the like, as well as combinations of any two or more thereof. Other suitable pharmaceutically acceptable excipients are described in "Remington's Pharmaceutical Sciences," Mack Pub. Co., New Jersey (1991), incorporated herein by reference.

Effective amounts of the compounds of the invention generally include any amount sufficient to detectably inhibit Raf activity by any of the assays described herein, by other Raf kinase activity assays known to those having ordinary skill in the art or by detecting an inhibition or alleviation of symptoms of cancer.

The amount of active ingredient that may be combined with the carrier materials to produce a single dosage form will vary depending upon the host treated and the particular mode of administration. It will be understood, however, that the specific dose level for any particular patient will depend upon a variety of factors including the activity

of the specific compound employed, the age, body weight, general health, sex, diet, time of administration, route of administration, rate of excretion, drug combination, and the severity of the particular disease undergoing therapy. The therapeutically effective amount for a given situation can be readily determined by routine experimentation and is  
5 within the skill and judgment of the ordinary clinician.

For purposes of the present invention, a therapeutically effective dose will generally be a total daily dose administered to a host in single or divided doses may be in amounts, for example, of from 0.001 to 1000 mg/kg body weight daily and more preferred from 1.0 to 30 mg/kg body weight daily. Dosage unit compositions may  
10 contain such amounts of submultiples thereof to make up the daily dose.

The compounds of the present invention may be administered orally, parenterally, sublingually, by aerosolization or inhalation spray, rectally, or topically in dosage unit formulations containing conventional nontoxic pharmaceutically acceptable carriers, adjuvants, and vehicles as desired. Topical administration may also involve the use of  
15 transdermal administration such as transdermal patches or ionophoresis devices. The term parenteral as used herein includes subcutaneous injections, intravenous, intramuscular, intrasternal injection, or infusion techniques.

Injectable preparations, for example, sterile injectable aqueous or oleaginous suspensions may be formulated according to the known art using suitable dispersing or  
20 wetting agents and suspending agents. The sterile injectable preparation may also be a sterile injectable solution or suspension in a nontoxic parenterally acceptable diluent or solvent, for example, as a solution in 1,3-propanediol. Among the acceptable vehicles and solvents that may be employed are water, Ringer's solution, and isotonic sodium chloride solution. In addition, sterile, fixed oils are conventionally employed as a solvent  
25 or suspending medium. For this purpose any bland fixed oil may be employed including synthetic mono- or di-glycerides. In addition, fatty acids such as oleic acid find use in the preparation of injectables.

Suppositories for rectal administration of the drug can be prepared by mixing the drug with a suitable nonirritating excipient such as cocoa butter and polyethylene glycols,  
30 which are solid at ordinary temperatures but liquid at the rectal temperature and will therefore melt in the rectum and release the drug.

Solid dosage forms for oral administration may include capsules, tablets, pills, powders, and granules. In such solid dosage forms, the active compound may be

admixed with at least one inert diluent such as sucrose lactose or starch. Such dosage forms may also comprise, as is normal practice, additional substances other than inert diluents, e.g., lubricating agents such as magnesium stearate. In the case of capsules, tablets, and pills, the dosage forms may also comprise buffering agents. Tablets and pills  
5 can additionally be prepared with enteric coatings.

Liquid dosage forms for oral administration may include pharmaceutically acceptable emulsions, solutions, suspensions, syrups, and elixirs containing inert diluents commonly used in the art, such as water. Such compositions may also comprise adjuvants, such as wetting agents, emulsifying and suspending agents, cyclodextrins, and  
10 sweetening, flavoring, and perfuming agents.

The compounds of the present invention can also be administered in the form of liposomes. As is known in the art, liposomes are generally derived from phospholipids or other lipid substances. Liposomes are formed by mono- or multi-lamellar hydrated liquid crystals that are dispersed in an aqueous medium. Any non-toxic, physiologically  
15 acceptable and metabolizable lipid capable of forming liposomes can be used. The present compositions in liposome form can contain, in addition to a compound of the present invention, stabilizers, preservatives, excipients, and the like. The preferred lipids are the phospholipids and phosphatidyl cholines (lecithins), both natural and synthetic. Methods to form liposomes are known in the art. See, for example, Prescott, Ed.,  
20 *Methods in Cell Biology*, Volume XIV, Academic Press, New York, N.W., p. 33 *et seq.* (1976).

While the compounds of the invention can be administered as the sole active pharmaceutical agent, they can also be used in combination with one or more other agents used in the treatment of cancer. Representative agents useful in combination with the  
25 compounds of the invention for the treatment of cancer include, for example, irinotecan, topotecan, gemcitabine, 5-fluorouracil, leucovorin carboplatin, cisplatin, taxanes, tezacitabine, cyclophosphamide, vinca alkaloids, imatinib (Gleevec), anthracyclines, rituximab, trastuzumab, as well as other cancer chemotherapeutic agents.

The above compounds to be employed in combination with the compounds of the  
30 invention will be used in therapeutic amounts as indicated in the *Physicians' Desk Reference* (PDR) 47th Edition (1993), which is incorporated herein by reference, or such therapeutically useful amounts as would be known to one of ordinary skill in the art.

The compounds of the invention and the other anticancer agents can be administered at the recommended maximum clinical dosage or at lower doses. Dosage levels of the active compounds in the compositions of the invention may be varied so as to obtain a desired therapeutic response depending on the route of administration, severity  
5 of the disease and the response of the patient. The combination can be administered as separate compositions or as a single dosage form containing both agents. When administered as a combination, the therapeutic agents can be formulated as separate compositions, which are given at the same time or different times, or the therapeutic agents, can be given as a single composition.

10 Antiestrogens, such as tamoxifen, inhibit breast cancer growth through induction of cell cycle arrest, that requires the action of the cell cycle inhibitor p27Kip. Recently, it has been shown that activation of the Ras-Raf-MAP Kinase pathway alters the phosphorylation status of p27Kip such that its inhibitory activity in arresting the cell cycle is attenuated, thereby contributing to antiestrogen resistance (Donovan et al, *J. Biol.*  
15 *Chem.* 276:40888, 2001). As reported by Donovan et al., inhibition of MAPK signaling through treatment with MEK inhibitor changed the phosphorylation status of p27 in hormone refractory breast cancer cell lines and in so doing restored hormone sensitivity. Accordingly, in one aspect, the compounds of formulas (I), (II), (III), (IV) and (V) may be used in the treatment of hormone dependent cancers, such as breast and prostate  
20 cancers, to reverse hormone resistance commonly seen in these cancers with conventional anticancer agents.

In hematological cancers, such as chronic myelogenous leukemia (CML), chromosomal translocation is responsible for the constitutively activated BCR-AB1 tyrosine kinase. The afflicted patients are responsive to Gleevec, a small molecule  
25 tyrosine kinase inhibitor, as a result of inhibition of Ab1 kinase activity. However, many patients with advanced stage disease respond to Gleevec initially, but then relapse later due to resistance-conferring mutations in the Ab1 kinase domain. *In vitro* studies have demonstrated that BCR-Av1 employs the Raf kinase pathway to elicit its effects. In addition, inhibiting more than one kinase in the same pathway provides additional  
30 protection against resistance-conferring mutations. Accordingly, in another aspect of the invention, the compounds of formulas (I), (II), (III), (IV) and (V) are used in combination with at least one additional agent, such as Gleevec, in the treatment of hematological

cancers, such as chronic myelogenous leukemia (CML), to reverse or prevent resistance to the at least one additional agent.

The present invention will be understood more readily by reference to the following examples, which are provided by way of illustration and are not intended to be  
5 limiting of the present invention.

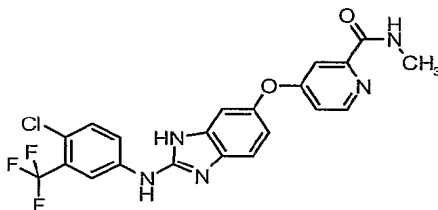
Representative side chains for use in the compounds of the following examples may generally be prepared in accordance with the following procedures:

Example 1

Synthesis of 4-[(2-{[4-chloro-3-(trifluoromethyl)phenyl]amino}-1H-benzimidazol-6-yl)oxy]-N-methylpyridine-2-carboxamide

10

The compound 4-[(2-{[4-chloro-3-(trifluoromethyl)phenyl]amino}-1H-benzimidazol-6-yl)oxy]-N-methylpyridine-2-carboxamide was synthesized as follows:



Step 1. Synthesis of 4-[(4-amino-3-nitrophenyl)oxy]-N-methylpyridine-2-  
15 carboxamide:

A mixture containing 4-amino-3-nitrophenol (1eq) and potassium bis(trimethylsilyl)amide (2eq) was stirred in dimethylformamide for 2 hours at room temperature. To this mixture was added (4-chloro(2-pyridyl))-N-methylcarboxamide (1eq) and potassium carbonate (1.2eq) and stirred at 90°C for 3 days. The reaction  
20 mixture was then concentrated and partitioned between ethyl acetate and water. The organic layer was separated and washed with brine, dried, filtered, and concentrated in vacuum to give brown solid. Purification on silica gel (2% triethyl amine / 50% ethyl acetate in hexane) gave 4-[(4-amino-3-nitrophenyl)oxy]-N-methylpyridine-2-carboxamide as an orange solid. The product gave satisfactory NMR. HPLC, 3.39 min; MS:  
25 MH+ = 289.

Step 2. Synthesis of 4-[(3,4-diaminophenyl)oxy]-N-methylpyridine-2-carboxamide:

The mixture containing [4-(3-amino-4-nitrophenoxy)(2-pyridyl)]-N- in methanol with catalytic amount of 10%Pd/C was hydrogenated until disappearance of the yellow color to yield the product amine. HPLC, 2.5 mins; MS: MH<sup>+</sup> = 259.

Step 3. Synthesis of 4-[(2-{{[4-chloro-3-(trifluoromethyl)phenyl]amino}-1H-benzimidazol-6-yl}oxy)]-N-methylpyridine-2-carboxamide:

The mixture containing 4-[(3,4-diaminophenyl)oxy]-N-methylpyridine-2-carboxamide (1eq) and 4-chloro-3-(trifluoromethyl)benzeneisothiocyanate (1eq) in tetrahydrofuran was stirred at room temperature for 16 hours to give the corresponding thiourea. To the resulting mixture was added 1-ethyl-3-(3-dimethylamino-propyl)carbodiimide hydrochloride (2eq) and the mixture was stirred for another 10 hours. The mixture was concentrated and partitioned between ethyl acetate and water. The organic layer was washed with brine and dried. Purification on HPLC gave 4-[(2-{{[4-chloro-3-(trifluoromethyl)phenyl]amino}-1H-benzimidazol-6-yl}oxy)]-N-methylpyridine-2-carboxamide. MS: MH<sup>+</sup> = 462

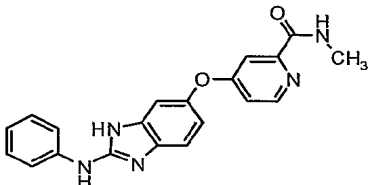
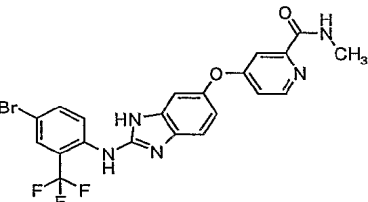
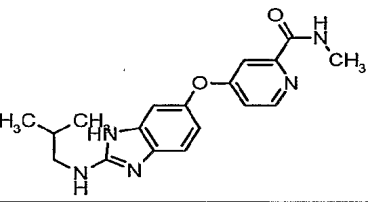
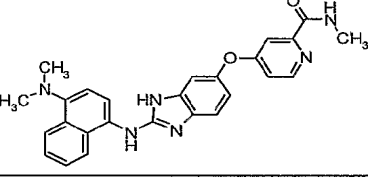
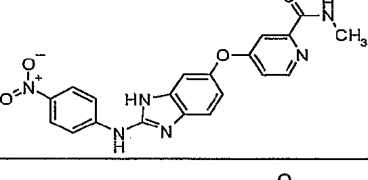
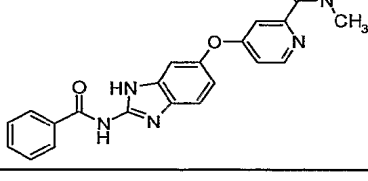
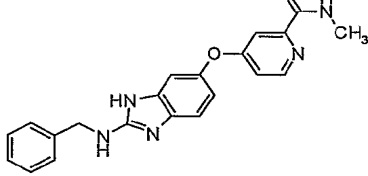
15

#### Examples 2-108

The compounds shown in the following Table 1 (Examples 2-108) were prepared from following the procedure described for Example 1.

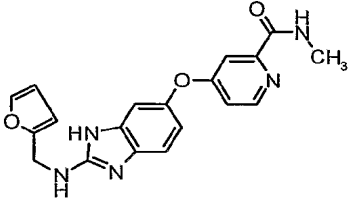
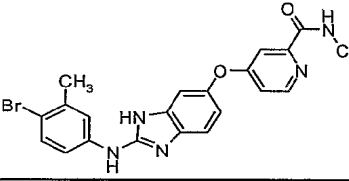
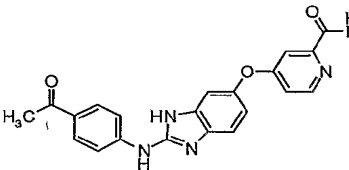
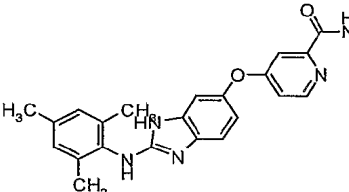
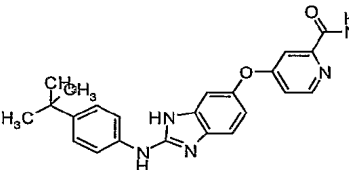
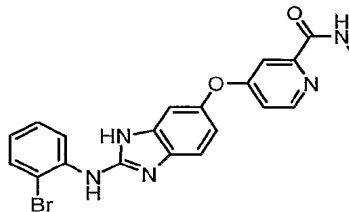
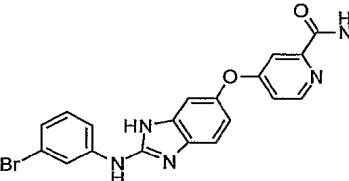
Table 1

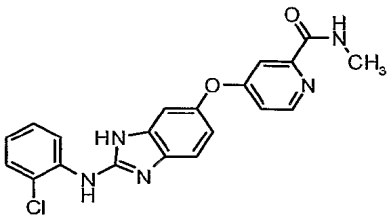
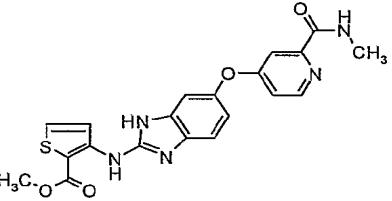
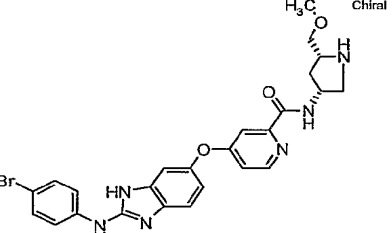
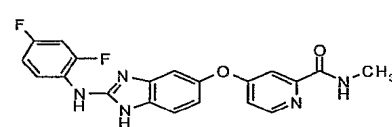
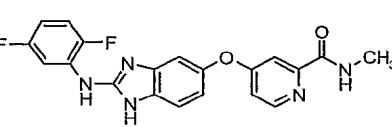
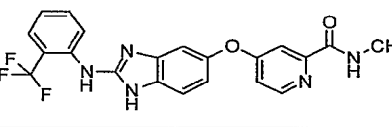
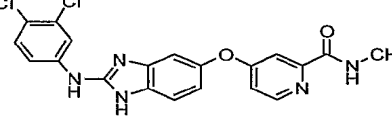
Example	Structure	Name	MH <sup>+</sup>
2		4-({2-[(3-chlorophenyl)amino]-1H-benzimidazol-6-yl}oxy)-N-methylpyridine-2-carboxamide	394
3		4-({2-[(4-bromophenyl)amino]-1H-benzimidazol-6-yl}oxy)-N-methylpyridine-2-carboxamide	440
4		4-({2-[(3-chloro-4-fluorophenyl)amino]-1H-benzimidazol-6-yl}oxy)-N-methylpyridine-2-carboxamide	412

Example	Structure	Name	MH+
5		N-methyl-4-([2-(phenylamino)-1H-benzimidazol-6-yl]oxy)pyridine-2-carboxamide	360
6		4-([2-([4-bromo-2-(trifluoromethyl)phenyl]amino)-1H-benzimidazol-6-yl]oxy)-N-methylpyridine-2-carboxamide	508
7		N-methyl-4-([2-((2-methylpropyl)amino)-1H-benzimidazol-6-yl]oxy)pyridine-2-carboxamide	340
8		4-([2-([4-(dimethylamino)naphthalen-1-yl]amino)-1H-benzimidazol-6-yl]oxy)-N-methylpyridine-2-carboxamide	453
9		N-methyl-4-([2-([4-nitrophenyl]amino)-1H-benzimidazol-6-yl]oxy)pyridine-2-carboxamide	405
10		N-methyl-4-([2-([phenylcarbonyl]amino)-1H-benzimidazol-6-yl]oxy)pyridine-2-carboxamide	388
11		N-methyl-4-([2-([phenylmethyl]amino)-1H-benzimidazol-6-yl]oxy)pyridine-2-carboxamide	374

Example	Structure	Name	MH+
12		methyl 4-{{6-((2-((methylamino)carbonyl)pyridin-4-yl)oxy)-1H-benzimidazol-2-yl)amino}benzoate	418
13		4-{{2-((4-chlorophenyl)amino)-1H-benzimidazol-6-yl}oxy)-N-methylpyridine-2-carboxamide	394
14		4-{{2-{{2-(ethoxy)phenyl}amino}-1H-benzimidazol-6-yl}oxy)-N-methylpyridine-2-carboxamide	404
15		N-methyl-4-{{2-{{(2-morpholin-4-ylethyl)amino)-1H-benzimidazol-6-yl}oxy}pyridine-2-carboxamide	397
16		4-{{2-{{(4-iodophenyl)amino)-1H-benzimidazol-6-yl}oxy)-N-methylpyridine-2-carboxamide	486
17		N-methyl-4-{{2-{{(4-(trifluoromethyl)phenyl)amino)-1H-benzimidazol-6-yl}oxy}pyridine-2-carboxamide	428



Example	Structure	Name	MH+
18		4-({2-[(furan-2-ylmethyl)amino]-1H-benzimidazol-6-yl}oxy)-N-methylpyridine-2-carboxamide	364
19		4-({2-[(4-bromo-3-methylphenyl)amino]-1H-benzimidazol-6-yl}oxy)-N-methylpyridine-2-carboxamide	453
20		4-({2-[(4-acetylphenyl)amino]-1H-benzimidazol-6-yl}oxy)-N-methylpyridine-2-carboxamide	402
21		N-methyl-4-({2-[(2,4,6-trimethylphenyl)amino]-1H-benzimidazol-6-yl}oxy)pyridine-2-carboxamide	402
22		4-[(2-{[4-(1,1-dimethylethyl)phenyl]amino}-1H-benzimidazol-6-yl)oxy]-N-methylpyridine-2-carboxamide	416
23		4-({2-[(2-bromophenyl)amino]-1H-benzimidazol-6-yl}oxy)-N-methylpyridine-2-carboxamide	440
24		4-({2-[(3-bromophenyl)amino]-1H-benzimidazol-6-yl}oxy)-N-methylpyridine-2-carboxamide	440

Example	Structure	Name	MH+
25		4-({2-[(2-chlorophenyl)amino]-1H-benzimidazol-6-yl}oxy)-N-methylpyridine-2-carboxamide	394
26		methyl 3-{{6-[(2-[(methylamino)carbonyl]pyridin-4-yl}oxy)-1H-benzimidazol-2-yl]amino}-thiophene-2-carboxylate	424
27		4-({2-[(4-bromophenyl)amino]-1H-benzimidazol-6-yl}oxy)-N-((3R,5R)-5-[(methoxy)methyl]pyrrolidin-3-yl)pyridine-2-carboxamide	539
28		(4-{2-[(2,4-difluorophenyl)amino]-benzimidazol-5-yloxy}(2-pyridyl))-N-methylcarboxamide	395.3
29		(4-{2-[(2,5-difluorophenyl)amino]-benzimidazol-5-yloxy}(2-pyridyl))-N-methylcarboxamide	395.3
30		N-methyl[4-(2-{[2-(trifluoromethyl)phenyl]amino}-benzimidazol-5-yloxy)(2-pyridyl)]-carboxamide	427.3
31		(4-{2-[(3,4-dichlorophenyl)amino]-benzimidazol-5-yloxy}(2-pyridyl))-N-methylcarboxamide	428.2

Example	Structure	Name	MH+
32		N-methyl(4-{2-[(2-methylthiophenyl)amino]benzimidazol-5-yloxy}(2-pyridyl))carboxamide	405.4
33		N-methyl(4-{2-[(4-methylthiophenyl)amino]benzimidazol-5-yloxy}(2-pyridyl))carboxamide	405.4
34		(4-{2-[(2-methoxyphenyl)amino]benzimidazol-5-yloxy}(2-pyridyl))-N-methylcarboxamide	389.4
35		(4-{2-[(2-fluorophenyl)amino]benzimidazol-5-yloxy}(2-pyridyl))-N-methylcarboxamide	377.3
36		N-methyl(4-{2-[(4-sulfamoylphenyl)amino]benzimidazol-5-yloxy}(2-pyridyl))carboxamide	438.4
37		N-methyl[4-(2-{[2-(trifluoromethoxy)phenyl]amino}benzimidazol-5-yloxy)(2-pyridyl)]carboxamide	443.3
38		(4-{2-[(3,4-dimethoxyphenyl)amino]benzimidazol-5-yloxy}(2-pyridyl))-N-methylcarboxamide	419.4
39		[4-(2-{[2-fluoro-5-(trifluoromethyl)phenyl]amino}benzimidazol-5-yloxy)(2-pyridyl)]-N-methylcarboxamide	445.3
40		(4-{2-[(2,4-dichlorophenyl)amino]benzimidazol-5-yloxy}(2-pyridyl))-N-methylcarboxamide	428.2

Example	Structure	Name	MH+
41		N-methyl[4-(2-{[3-(trifluoromethyl)phenyl]amino}-benzimidazol-5-yloxy)(2-pyridyl)]-carboxamide	427.3
42		(4-{2-[(3-methoxyphenyl)amino]-benzimidazol-5-yloxy}(2-pyridyl))-N-methylcarboxamide	389.4
43		N-methyl(4-{2-[(2-phenylphenyl)amino]benzimidazol-5-yloxy}(2-pyridyl))carboxamide	435.4
44		[4-(2-{[2-chloro-5-(trifluoromethyl)phenyl]amino}-benzimidazol-5-yloxy)(2-pyridyl)]-N-methylcarboxamide	461.8
45		(4-{2-[(2,5-dimethoxyphenyl)amino]benzimidazol-5-yloxy}(2-pyridyl))-N-methylcarboxamide	419.4
46		(4-{2-[(3,5-difluorophenyl)amino]-benzimidazol-5-yloxy}(2-pyridyl))-N-methylcarboxamide	395.3
47		(4-{2-[(2-ethylphenyl)amino]-benzimidazol-5-yloxy}(2-pyridyl))-N-methylcarboxamide	387.4
48		(4-{2-[(3,5-difluorophenyl)amino]-benzimidazol-5-yloxy}(2-pyridyl))-N-methylcarboxamide	395.4
49		[4-(2-{[3,5-bis(trifluoromethyl)phenyl]amino}benzimidazol-5-yloxy)(2-pyridyl)]-N-methylcarboxamide	495.4
50		(4-{2-[(2-methoxy-5-methylphenyl)amino]-benzimidazol-5-yloxy}(2-pyridyl))-N-methylcarboxamide	403.4

Example	Structure	Name	MH+
51		(4-{2-[(4-bromophenyl)amino]-1-methylbenzimidazol-6-yloxy}(2-pyridyl))-N-methylcarboxamide	452.3
52		N-methyl[4-(2-{[2-(methylethyl)phenyl]amino}benzimidazol-5-yloxy)(2-pyridyl)]carboxamide	401.4
53		(4-{2-[(2-methoxy-4-nitrophenyl)amino]benzimidazol-5-yloxy}(2-pyridyl))-N-methylcarboxamide	434.4
54		(4-{2-[(3,5-dimethoxyphenyl)amino]benzimidazol-5-yloxy}(2-pyridyl))-N-methylcarboxamide	420.1
55		(4-{2-[(5-chloro-2,4-dimethoxyphenyl)amino]benzimidazol-5-yloxy}(2-pyridyl))-N-methylcarboxamide	454.1
56		N-methyl-4-[(2-{[2-(1-methylethyl)phenyl]amino}-1H-benzimidazol-5-yl)oxy]pyridine-2-carboxamide	402.5
57		N-methyl-4-[(2-{[2-(methoxy)-4-nitrophenyl]amino}-1H-benzimidazol-5-yl)oxy]pyridine-2-carboxamide	435.4
58		4-[(2-{[4-ethylphenyl]amino}-1H-benzimidazol-5-yl)oxy]-N-methylpyridine-2-carboxamide	388.4
59		4-[(2-{[3,5-bis(methoxy)phenyl]amino}-1H-benzimidazol-5-yl)oxy]-N-methylpyridine-2-carboxamide	420.4
60		4-[(2-{[5-chloro-2,4-bis(methoxy)phenyl]amino}-1H-benzimidazol-5-yl)oxy]-N-methylpyridine-2-carboxamide	454.9

Example	Structure	Name	MH+
61		4-({2-[(4-cyclohexylphenyl)amino]-1H-benzimidazol-5-yl}oxy)-N-methylpyridine-2-carboxamide	442.5
62		4-({2-[(3,4-difluorophenyl)amino]-1H-benzimidazol-5-yl}oxy)-N-methylpyridine-2-carboxamide	396.4
63		4-({2-[(3,4-dimethylphenyl)amino]-1H-benzimidazol-5-yl}oxy)-N-methylpyridine-2-carboxamide	388.4
64		4-({2-[(4-bromo-3-chlorophenyl)amino]-1H-benzimidazol-5-yl}oxy)-N-methylpyridine-2-carboxamide	473.7
65		4-({2-[(4-butylphenyl)amino]-1H-benzimidazol-5-yl}oxy)-N-methylpyridine-2-carboxamide	416.5
66		N-methyl-4-[(2-{{4-(1-methylethyl)phenyl}amino)-1H-benzimidazol-5-yl}oxy]pyridine-2-carboxamide	402.5
67		4-({2-[(2,6-dichlorophenyl)amino]-1H-benzimidazol-5-yl}oxy)-N-methylpyridine-2-carboxamide	429.3
68		N-methyl-4-[(2-{{4-(phenyloxy)phenyl}amino)-1H-benzimidazol-5-yl}oxy]pyridine-2-carboxamide	452.5
69		4-({2-[(3,5-dimethylphenyl)amino]-1H-benzimidazol-5-yl}oxy)-N-methylpyridine-2-carboxamide	388.4

Example	Structure	Name	MH+
70		4-[(2-{{4-(diethylamino)phenyl}}amino)-1H-benzimidazol-5-yl]-oxy]-N-methylpyridine-2-carboxamide	431.5
71		4-({2-[(4-chloro-2-methylphenyl)}amino]-1H-benzimidazol-5-yl}-oxy)-N-methylpyridine-2-carboxamide	408.9
72		4-({2-[(4-bromo-2-chlorophenyl)}amino]-1H-benzimidazol-5-yl}-oxy)-N-methylpyridine-2-carboxamide	473.7
73		4-[(2-{{2-bromo-4-(1-methylethyl)phenyl}}amino)-1H-benzimidazol-5-yl]-oxy]-N-methylpyridine-2-carboxamide	481.4
74		4-({2-[(2-chloro-4-methylphenyl)}amino]-1H-benzimidazol-5-yl}-oxy)-N-methylpyridine-2-carboxamide	408.9
75		4-({2-[(2-bromo-4-methylphenyl)}amino]-1H-benzimidazol-5-yl}-oxy)-N-methylpyridine-2-carboxamide	453.3
76		4-[(2-{{2-chloro-4-(trifluoromethyl)phenyl}}amino)-1H-benzimidazol-5-yl]-oxy]-N-methylpyridine-2-carboxamide	462.8
77		4-({2-[(4-chloro-2-fluorophenyl)}amino]-1H-benzimidazol-5-yl}-oxy)-N-methylpyridine-2-carboxamide	412.8
78		4-{{2-[(2,3-dihydro-1H-inden-5-yl)amino]-1H-benzimidazol-5-yl}-oxy}-N-methylpyridine-2-carboxamide	400.5
79		4-({2-[(2,5-dimethylphenyl)}amino]-1H-benzimidazol-5-yl}-oxy)-N-methylpyridine-2-carboxamide	388.4

Example	Structure	Name	MH+
80		4-({2-[(4-fluoro-2-methylphenyl)amino]-1H-benzimidazol-5-yl}oxy)-N-methylpyridine-2-carboxamide	392.4
81		N-methyl-4-({2-[(2,3,5-trifluorophenyl)amino]-1H-benzimidazol-5-yl}oxy)pyridine-2-carboxamide	414.4
82		4-({2-[(2-chloro-5-fluorophenyl)amino]-1H-benzimidazol-5-yl}oxy)-N-methylpyridine-2-carboxamide	412.8
83		4-({2-[(4-bromo-3-fluorophenyl)amino]-1H-benzimidazol-5-yl}oxy)-N-methylpyridine-2-carboxamide	457.3
84		4-[(2-{{3-(1,1-dimethylethyl)phenyl}amino}-1H-benzimidazol-5-yl)oxy]-N-methylpyridine-2-carboxamide	416.5
85		4-({2-[(2,4-dibromophenyl)amino]-1H-benzimidazol-5-yl}oxy)-N-methylpyridine-2-carboxamide	518.2
86		4-({2-[(3-chloro-4-fluorophenyl)amino]-1H-benzimidazol-5-yl}oxy)-N-methylpyridine-2-carboxamide	412.8
87		4-[(2-{{4-bromo-2-(trifluoromethyl)phenyl}amino}-1H-benzimidazol-5-yl)oxy]-N-methylpyridine-2-carboxamide	507.3
88		4-({2-[(2,5-dichlorophenyl)amino]-1H-benzimidazol-5-yl}oxy)-N-methylpyridine-2-carboxamide	429.3
89		N-methyl-4-{{2-({4-[(trifluoromethyl)oxy]phenyl}amino)-1H-benzimidazol-5-yl}oxy}pyridine-2-carboxamide	444.4



Example	Structure	Name	MH+
90		4-([2-(1,3-benzodioxol-5-yl)amino]-1H-benzimidazol-5-yl)oxy-N-methylpyridine-2-carboxamide	404.4
91		4-([2-[(3-chloro-4-methylphenyl)amino]-1H-benzimidazol-5-yl]oxy)-N-methylpyridine-2-carboxamide	408.9
92		4-([2-[(4-chloro-3-methylphenyl)amino]-1H-benzimidazol-5-yl]oxy)-N-methylpyridine-2-carboxamide	408.9
93		4-([2-([3-chloro-4-(trifluoromethyl)phenyl]amino)-1H-benzimidazol-5-yl]oxy)-N-methylpyridine-2-carboxamide	462.8
94		4-([2-([4-fluoro-3-(trifluoromethyl)phenyl]amino)-1H-benzimidazol-5-yl]oxy)-N-methylpyridine-2-carboxamide	446.4
95		4-([2-[(4-chloro-3-fluorophenyl)amino]-1H-benzimidazol-5-yl]oxy)-N-methylpyridine-2-carboxamide	412.8
96		4-([2-([4-bromo-2-[(trifluoromethyl)oxy]phenyl]amino)-1H-benzimidazol-5-yl]oxy)-N-methylpyridine-2-carboxamide	523.3
97		N-methyl-4-([2-([3-(methylthio)phenyl]amino)-1H-benzimidazol-5-yl]oxy)pyridine-2-carboxamide	406.5
98		N-methyl-4-([2-([4-(methoxy)phenyl]amino)-1H-benzimidazol-5-yl]oxy)pyridine-2-carboxamide	390.4
99		4-([2-[(3-ethylphenyl)amino]-1H-benzimidazol-5-yl]oxy)-N-methylpyridine-2-carboxamide	388.4

Example	Structure	Name	MH+
100		N-methyl-4-({2-({4-[(trifluoromethyl)thio]phenyl}amino)-1H-benzimidazol-5-yl}oxy)pyridine-2-carboxamide	460.4
101		4-({2-[(4-fluorophenyl)amino]-1H-benzimidazol-5-yl}oxy)-N-methylpyridine-2-carboxamide	378.4
102		N-methyl-4-({2-({3-[(trifluoromethyl)thio]phenyl}amino)-1H-benzimidazol-5-yl}oxy)pyridine-2-carboxamide	460.4
103		N-methyl-4-[(2-{{4-methyl-3-(trifluoromethyl)phenyl}amino}-1H-benzimidazol-5-yl}oxy)pyridine-2-carboxamide	442.4
104		4-({2-[(4-bromo-2-fluorophenyl)amino]-1H-benzimidazol-5-yl}oxy)-N-methylpyridine-2-carboxamide	457.3
105		4-[(2-{{5-chloro-2-(methoxy)phenyl}amino}-1H-benzimidazol-5-yl}oxy)-N-methylpyridine-2-carboxamide	424.9
106		N-methyl-4-[(2-{{4-(methoxy)-1,1'-biphenyl-3-yl}amino}-1H-benzimidazol-5-yl}oxy)pyridine-2-carboxamide	466.5
107		4-({2-[(3-fluorophenyl)amino]-1H-benzimidazol-5-yl}oxy)-N-methylpyridine-2-carboxamide	378.4
108		4-{{2-({3-bromo-4-[(trifluoromethyl)oxy]phenyl}amino)-1H-benzimidazol-5-yl}oxy}-N-methylpyridine-2-carboxamide	523.3

Example 109Synthesis of (4-{2-[(4-bromophenyl)amino]-  
benzothiazol-5-yloxy}(2-pyridyl))-N-methylcarboxamide

5

## Step 1. Synthesis of 2-bromo-5-methoxybenzothiazole

A solution of bromine (3.6eq) in chloroform (.75M) was added dropwise over a period of 1 hr to a stirred suspension of 5-methoxy-2-mercaptobenzothiazole (1eq) in chloroform at 0°C. The mixture was stirred for 30 min before it was added slowly to  
10 water and stirred for further 20 min. The mixture was filtered to remove a cream solid. The organic phase was dried and evaporated to leave a brown solid. The brown solid was dissolved in ether and filtered. The residue was washed with ether and the filtrate and washings were combined and evaporated, chromatographed (4:1 hexanes and ethyl acetate) to give the title compound as a pale yellow solid. MS:  $MH^+$  = 244

15

## Step 2. Synthesis of (4-bromophenyl)(5-methoxybenzothiazol-2-yl)amine

The mixture containing 2-bromo-5-methoxybenzothiazole (1eq), 4-Bromoaniline (2eq) and diisopropylethylamine was subjected to microwave in NMP at 220°C. The resultant mixture was concentrated and partitioned between ethyl acetate and water. The organic layer was washed with brine and dried. Purification on silica gel gave the desired  
20 product. MS:  $MH^+$  = 335

## Step 3. Synthesis of 2-[(4-bromophenyl)amino]benzothiazol-5-ol

The mixture of (4-bromophenyl)(5-methoxybenzothiazol-2-yl)amine and hydrobromic acid (48%) was subjected to the microwave at 150°C for 6 mins to yield the desired product. MS:  $MH^+$  = 321

25

## Step 4. Synthesis of (4-{2-[(4-bromophenyl)amino]benzothiazol-5-yloxy}(2-pyridyl))-N-methylcarboxamide:

The mixture containing 2-[(4-bromophenyl)amino]benzothiazol-5-ol (1eq), Potassiumbis(trimethylsilyl)amide (4eq), was stirred in dimethylformamide for 30 min at room temperature. To this mixture was added (4-chloro(2-pyridyl)-N-methyl-  
30 carboxamide (1eq) and Potassium carbonate (1.2eq) and microwaved for 6 mins at 150°C. The reaction mixture was then concentrated and partitioned between ethyl acetate and water. The organic layer was separated and washed with brine, dried, filtered and concentrated. Purification on Prep LC yielded the desired product. MS:  $MH^+$  = 455

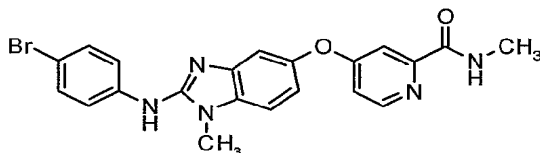
Each of the Examples 110-119 shown in the following Table 2 were synthesized according to the procedure described in Example 109:

Table 2

Example	Structure	Name	MH+
110		(4-{2-[(4-bromophenyl)amino]benzothiazol-5-yloxy}(2-pyridyl))-N-methylcarboxamide	455
111		(4-{2-[(4-chlorophenyl)amino]benzothiazol-5-yloxy}(2-pyridyl))-N-methylcarboxamide	411.1
112		N-methyl(4-{2-[(4-methylphenyl)amino]benzothiazol-5-yloxy}(2-pyridyl))carboxamide	391.1
113		N-methyl[4-(2-{[4-(trifluoromethoxy)phenyl]amino}benzothiazol-5-yloxy)(2-pyridyl)]carboxamide	461.1
114		(4-{2-[(4-butylphenyl)amino]benzothiazol-5-yloxy}(2-pyridyl))-N-methylcarboxamide	433.2
115		N-methyl[4-(2-{[4-(methylethyl)phenyl]amino}benzothiazol-5-yloxy)(2-pyridyl)]carboxamide	419.2
116		(4-{2-[(3,4-dichlorophenyl)amino]benzothiazol-5-yloxy}(2-pyridyl))-N-methylcarboxamide	445
117		(4-{2-[(4-bromophenyl)amino]benzothiazol-5-yloxy}(2-pyridyl))-N-(2-morpholin-4-ylethyl)carboxamide	554.1
118		N-((3R)pyrrolidin-3-yl)(4-{2-[(4-bromophenyl)amino]benzothiazol-5-yloxy}(2-pyridyl))carboxamide	510
119		N-[(3R,5R)-5-(methoxymethyl)pyrrolidin-3-yl](4-{2-[(4-bromophenyl)amino]benzothiazol-5-yloxy}(2-pyridyl))carboxamide	554.1

Example 120aSynthesis of 4-({2-[(4-bromophenyl)amino]-1-methyl-1H-benzimidazol-5-yl}oxy)-N-methylpyridine-2-carboxamide

5 The compound 4-({2-[(4-bromophenyl)amino]-1-methyl-1H-benzimidazol-5-yl}oxy)-N-methylpyridine-2-carboxamide was synthesized as follows:



Step 1. Synthesis of 4-{{3-amino-4-(methylamino)phenyl}oxy}-N-methylpyridine-2-carboxamide:

10 A solution of 4-[(4-amino-3-nitrophenyl)oxy]-N-methylpyridine-2-carboxamide (1eq) in methylene chloride was treated with trifluoroacetic anhydride (1eq) and stirred for 10 minutes at 0°C. The mixture was quenched with saturated NaHCO<sub>3</sub> solution. The organic layer was separated and washed with water, brine, dried and evaporated. MS: MH<sup>+</sup>=385.2.

15 To a solution of the trifluoroacetamide (1eq) in a mixture of toluene, acetonitrile and sodium hydroxide solution (50%) was added benzyltrimethylammonium chloride (1eq) and dimethyl sulfate (1.2eq). The biphasic mixture was stirred overnight at room temperature and evaporated. The mixture was taken up in ethyl acetate, washed with water, brine, dried and evaporated. The crude product was purified by column chromatography eluting with 1:1 hexanes and ethyl acetate followed by 2% triethylamine in 1:1 hexanes and ethyl acetate followed by 2% triethylamine in 1:1 hexanes and ethyl acetate to afford N-methyl-4-{{4-(methylamino)-3-nitrophenyl}oxy}pyridine-2-carboxamide as a reddish orange solid. MS: MH<sup>+</sup> = 303.1.

20

The solution of nitromethylaniline in methanol was treated with 5% palladium on carbon and stirred under hydrogen atmosphere for 15 min. (until the disappearance of yellow coloration) at room temperature. The mixture was filtered and the filtrate was concentrated to provide 0.36 g of the diamine 4-{{3-amino-4-(methylamino)phenyl}oxy}-N-methylpyridine-2-carboxamide. MS: MH<sup>+</sup> = 273.3.

25

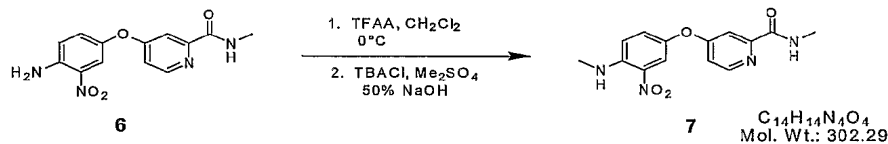
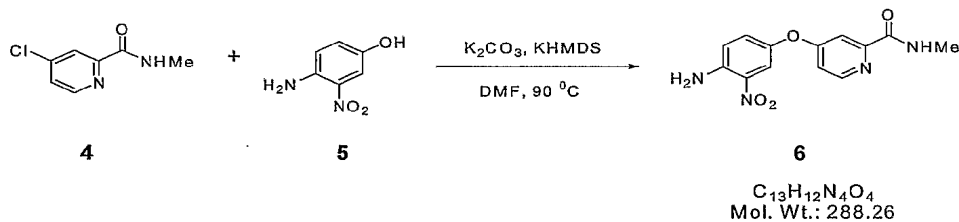
Step 2. Synthesis of 4-({2-[(4-bromophenyl)amino]-1-methyl-1H-benzimidazol-5-yl}oxy)-N-methylpyridine-2-carboxamide:

A solution of the diamine 4-{{3-amino-4-(methylamino)phenyl}oxy}-N-methylpyridine-2-carboxamide (1eq) in methanol was treated with 4-bromophenyl-  
 5 isothiocyanate (1eq) and stirred at 60°C-65°C for 2 hours. The reaction mixture was cooled down to room temperature and methyl iodide (1eq) was added and stirred overnight at 60°C. The reaction was cooled to room temperature, evaporated, taken up in ethyl acetate, and washed with water and brine, dried, and evaporated under reduced pressure. Column chromatography using a gradient solvent system of hexanes and ethyl acetate and either  
 10 1:1 methylene chloride and acetone or 5% methanol in methylene chloride yielded the product as a half white powder. MS: MH+=452.3

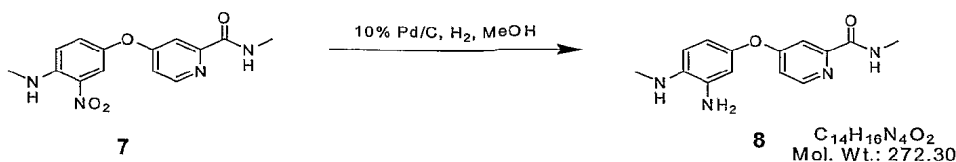
#### Example 120b

##### Alternative Synthesis of 4-({2-[(4-bromophenyl)amino]-1-methyl-1H-benzimidazol-5-yl}oxy)-N-methylpyridine-2-carboxamide

15 Step 1. Synthesis of N-methyl{4-[4-(methylamino)-3-aminophenoxy](2-pyridyl)}carboxamide:



20



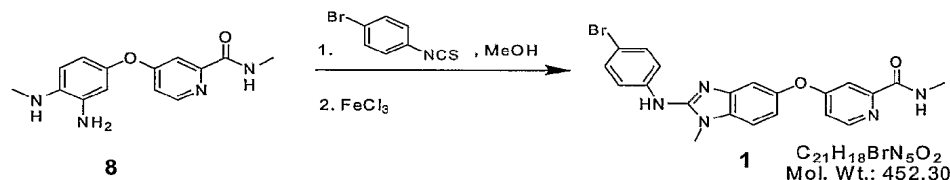
A mixture containing 4-amino-3-nitrophenol **5** (1.0 g, 6.4 mmol), potassium bis(trimethylsilyl)amide (2.58 g, 12.8 mmol) was stirred in DMF (50 ml) for 2 hours at rt. To this mixture was added (4-chloro(2-pyridyl))-*N*-methylcarboxamide **4** (1.09 g, 6.4 mmol) and potassium carbonate (0.5 g, 7.6 mmol) and stirred at 90°C overnight. The reaction mixture was then concentrated and partitioned between ethyl acetate and water. The organic layer was separated and washed with brine (2 X 10 ml), dried, filtered and concentrated in vacuum to give brown solid. Purification on silica gel with 2% triethyl amine in 50% ethyl acetate in hexane gave 1.3 g (yield, 72%) of [4-(4-amino-3-nitrophenoxy)(2-pyridyl)]-*N*-methylcarboxamide **6** as an orange solid: <sup>1</sup>H NMR (300 MHz, CDCl<sub>3</sub>) δ 8.40 (d, *J* = 5.6 Hz, 1 H), 7.99 (br s, 1 H), 7.90 (d, *J* = 2.7 Hz, 1 H), 7.64 (d, *J* = 2.7 Hz, 1 H), 7.17 (dd, *J* = 2.7, 9.0 Hz, 1 H), 6.95 (ddd, *J* = 0.7, 2.5, 5.6 Hz, 1 H), 6.89 (d, *J* = 9.0 Hz, 1 H), 6.18 (br s, 2 H), 3.00 (d, *J* = 5.1 Hz, 3 H); mp 208-210 °C dec; LCMS *m/z* 289.2 (MH<sup>+</sup>), *t<sub>R</sub>* = 1.92 min.

A 500 mL three neck round bottom flask fitted with a mechanical stirrer was charged with nitroaniline **6** (10.0 g, 34.8 mmol) and CH<sub>2</sub>Cl<sub>2</sub> (175 ml). The resulting suspension was cooled to 0°C and TFAA (9.5 mL, 14.1 g, 67.0 mmol) was added over 16 h while allowing the cooling bath to expire. After the reaction was judged complete by TLC,<sup>3</sup> TBACl (5.2 g, 17.5 mmol) and dimethyl sulfate (6.7 mL, 8.9 g, 70.0 mmol) were added followed by 50% aqueous NaOH solution (140 mL). The resulting reaction mixture was cooled with an ice bath, and stirred vigorously for 1.5 h at rt. The reaction was then poured over ice water and the resulting phases were partitioned and separated. The aqueous phase was extracted with CH<sub>2</sub>Cl<sub>2</sub> (3 X 100 mL) and the combined organic layers were washed with brine (2 X 100 mL), dried (MgSO<sub>4</sub>), and concentrated. The crude residue was purified by recrystallization (1:3 ethanol-water) to give 8.36 g (27.7 mmol, 79%) of **7** as fine red needles: <sup>1</sup>H NMR (300 MHz, CDCl<sub>3</sub>) δ 8.40 (dd, *J* = 0.5, 4.9 Hz, 1 H), 8.07 (br d, *J* = 3.7 Hz, 1 H), 7.98 (br s, 1 H), 7.95 (d, *J* = 2.9 Hz, 1 H), 7.62 (dd, *J* = 0.5, 2.9 Hz, 1 H), 7.27 (ddd, *J* = 0.5, 2.9, 9.3 Hz, 1 H), 6.98 (dd, *J* = 2.7, 5.6 Hz, 1 H), 6.92 (d, *J* = 9.3 Hz, 1 H), 3.07 (d, *J* = 5.1 MHz, 3 H), 3.00 (d, *J* = 5.1 Hz, 3 H); <sup>13</sup>C

NMR (75 MHz, CDCl<sub>3</sub>) δ 166.6, 164.6, 152.6, 150.0, 144.8, 142.2, 130.6, 118.9, 115.5, 114.2, 109.7, 30.2, 26.4; mp 164-166 °C. LCMS *m/z* 303.4 (MH<sup>+</sup>), *t<sub>R</sub>* = 2.37 min.

A suspension of nitroaniline **7** (5.0 g, 16.5 mmol) in methanol was sparged with N<sub>2</sub> for 20 min after which 10% Pd/C (0.88 g, 0.8 mmol) was added. The reaction was purged with H<sub>2</sub> and maintained under a H<sub>2</sub> atmosphere overnight at room temperature. The reaction was purged with N<sub>2</sub> and filtered through Celite. The collected solids were washed with EtOAc (3 X 50 mL), and the combined organic layers were dried (MgSO<sub>4</sub>) and concentrated to afford 4.35 g (16.0 mmol, 97%) of an off white solid as **8**: <sup>1</sup>H NMR (300 MHz, CDCl<sub>3</sub>) δ 8.30 (d, *J* = 5.5 Hz, 1 H), 7.99 (br s, 1 H), 7.67 (d, *J* = 2.5 Hz, 1 H), 6.91 (dd, *J* = 2.5, 5.5 Hz, 1 H), 6.62 (d, *J* = 8.5 Hz, 1 H), 6.53 (dd, *J* = 2.5, 8.5 Hz, 1 H), 6.44 (d, *J* = 2.5 Hz, 1 H), 2.98 (d, *J* = 5.2 Hz, 3 H), 2.86 (s, 3 H); <sup>13</sup>C NMR (75 MHz, CDCl<sub>3</sub>) δ 167.4, 164.9, 152.2, 149.6, 146.0, 136.6, 136.3, 114.0, 112.3, 112.0, 110.2, 109.0, 31.6, 26.5; mp 153-156°C dec.; LCMS *m/z* 273.3 (MH<sup>+</sup>), *t<sub>R</sub>* = 1.66 min.

Step 2. Synthesis of (4-{2-[4-bromophenyl]amino]-1-methylbenzimidazol-5-yl}oxy)(2-pyridyl)-*N*-methylcarboxamide:



A 250 mL round bottom flask was charged with 4-bromophenylisothiocyanate (2.17 g, 10.1 mmol), diamine **8** (2.74 g, 10.1 mmol), and MeOH (40 mL) and the reaction was maintained at rt overnight. Ferric chloride (2.43 g, 15 mmol) was added and the resulting red reaction mixture was stirred overnight. The reaction was partitioned with EtOAc (100 mL) and water (100 mL), and filtered through Celite. The layers were separated and the aqueous phase was neutralized (pH = 7) with saturated Na<sub>2</sub>CO<sub>3</sub> solution. The resulting aqueous phase was extracted with EtOAc (100 mL) and the mixture was filtered through Celite. The phases were separated and the aqueous phase was again extracted and filtered. The combined organic layers were washed with brine (250 mL), dried (MgSO<sub>4</sub>), and concentrated to give a brown solid. The crude residue was purified by trituration in hot toluene to furnish 2.22 g (4.95 mmol, 49%) of a tan solid as **1**: <sup>1</sup>H NMR (300 MHz, CDCl<sub>3</sub>) δ 8.38 (d, *J* = 5.8 Hz, 1 H), 8.07 (br d, *J* = 4.7 Hz, 1 H),



7.61 (d,  $J = 2.5$  Hz, 1 H), 7.44 (app dd,  $J = 8.8, 20.6$  Hz, 4 H), 7.05 (m, 3 H), 6.78 (dd,  $J = 2.2, 8.5$  Hz, 1 H), 3.51 (s, 3 H), 3.00 (d,  $J = 5.2$  Hz, 3 H); mp 251-254 °C dec.; LCMS  $m/z$  452.2 ( $MH^+$ ),  $t_R = 2.17$  min.

Examples 121-384

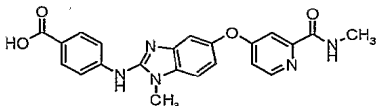
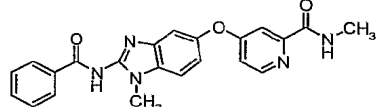
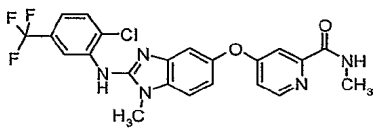
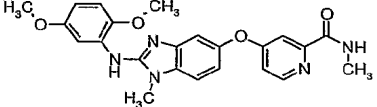
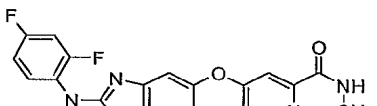

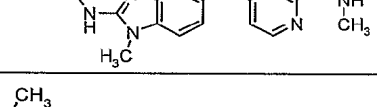
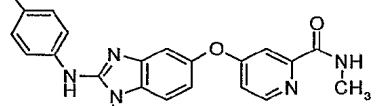
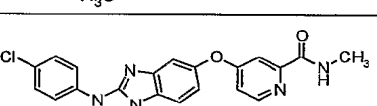
5 The compounds shown in the following Table 3 (Examples 121-384) were prepared from following the procedure described for Example 120a.

Table 3

Example	Structure	Name	MH+
121		4-[(2-[[4-chloro-3-(trifluoromethyl)phenyl]amino]-1-methyl-1H-benzimidazol-5-yl)oxy]-N-methylpyridine-2-carboxamide	476.1
122		N-methyl-4-[(1-methyl-2-[[4-(trifluoromethyl)phenyl]amino]-1H-benzimidazol-5-yl)oxy]-pyridine-2-carboxamide	442
123		(4-{2-[[4-bromophenyl]amino]-1-methylbenzimidazol-5-yl}oxy)(2-pyridyl)-N-methylcarboxamide	452.0
124		(4-{2-[[4-chlorophenyl]amino]-1-methylbenzimidazol-5-yl}oxy)(2-pyridyl)-N-methylcarboxamide	408.1
125		(4-{2-[[4-iodophenyl]amino]-1-methylbenzimidazol-5-yl}oxy)(2-pyridyl)-N-methylcarboxamide	500.1
126		N-methyl(4-{1-methyl-2-[[4-methylphenyl]amino]benzimidazol-5-yl}oxy)(2-pyridyl)carboxamide	388.2
127		N-methyl(4-{1-methyl-2-[[4-phenoxyphenyl]amino]benzimidazol-5-yl}oxy)(2-pyridyl)-carboxamide	466.2

Example	Structure	Name	MH+
128		N-methyl[4-(1-methyl-2-[[4-(trifluoromethoxy)phenyl]amino]benzimidazol-5-yloxy)(2-pyridyl)]carboxamide	458.2
129		(4-{2-[(4-butylphenyl)amino]-1-methylbenzimidazol-5-yloxy}(2-pyridyl))-N-methylcarboxamide	430.2
130		(4-{2-[(4-bromo-3-fluorophenyl)amino]-1-methylbenzimidazol-5-yloxy}(2-pyridyl))-N-methylcarboxamide	470.1
131		N-methyl(4-{1-methyl-2-[(4-nitrophenyl)amino]benzimidazol-5-yloxy}(2-pyridyl))-carboxamide	419.2
132		N-methyl[4-(1-methyl-2-[[4-(methylethyl)phenyl]amino]benzimidazol-5-yloxy)(2-pyridyl)]-carboxamide	416.3
133		(4-{2-[(3,4-dichlorophenyl)amino]-1-methylbenzimidazol-5-yloxy}(2-pyridyl))-N-methylcarboxamide	442.1
134		(4-{2-[(4-bromo-3-methylphenyl)amino]-1-methylbenzimidazol-5-yloxy}(2-pyridyl))-N-methylcarboxamide	466.1
135		(4-{2-[(3,4-dimethylphenyl)amino]-1-methylbenzimidazol-5-yloxy}(2-pyridyl))-N-methylcarboxamide	402.2
136		(4-{2-[(3-chloro-4-fluorophenyl)amino]-1-methylbenzimidazol-5-yloxy}(2-pyridyl))-N-methylcarboxamide	426.1
137		methyl 4-({1-methyl-5-[2-(N-methylcarbamoyl)(4-pyridyl-oxy)]benzimidazol-2-yl}amino)-benzoate	432.2

Example	Structure	Name	MH+
138		(4-{2-[(4-bromo-3-chlorophenyl)amino]-1-methylbenzimidazol-5-yloxy}(2-pyridyl))-N-methylcarboxamide	486.0
139		(4-{2-[(3-bromophenyl)amino]-1-methylbenzimidazol-5-yloxy}(2-pyridyl))-N-methylcarboxamide	452.1
140		(4-{2-[(4-acetylphenyl)amino]-1-methylbenzimidazol-5-yloxy}(2-pyridyl))-N-methylcarboxamide	416.2
141		[4-(2-{[4-(tert-butyl)phenyl]amino}-1-methylbenzimidazol-5-yloxy)(2-pyridyl)]-N-methylcarboxamide	430.2
142		(4-{2-[(4-methoxyphenyl)amino]-1-methylbenzimidazol-5-yloxy}(2-pyridyl))-N-methylcarboxamide	404.2
143		(4-{2-[(4-cyclohexylphenyl)amino]-1-methylbenzimidazol-5-yloxy}(2-pyridyl))-N-methylcarboxamide	456.2
144		(4-{2-[(3,4-difluorophenyl)amino]-1-methylbenzimidazol-5-yloxy}(2-pyridyl))-N-methylcarboxamide	410.2
145		(4-{2-[(4-methoxy-2-methylphenyl)amino]-1-methylbenzimidazol-5-yloxy}(2-pyridyl))-N-methylcarboxamide	418.2
146		(4-{2-[(3-chlorophenyl)amino]-1-methylbenzimidazol-5-yloxy}(2-pyridyl))-N-methylcarboxamide	408.1
147		(4-{2-[(3-fluorophenyl)amino]-1-methylbenzimidazol-5-yloxy}(2-pyridyl))-N-methylcarboxamide	392.2

Example	Structure	Name	MH+
148		4-({1-methyl-5-[2-(N-methylcarbamoyl)(4-pyridyloxy)]-benzimidazol-2-yl}amino)-benzoic acid	418.2
149		N-methyl{4-[1-methyl-2-(phenylcarbonylamino)-benzimidazol-5-yloxy]}(2-pyridyl)}carboxamide	402.2
150		[4-(2-{[2-chloro-5-(trifluoromethyl)phenyl]amino}-1-methylbenzimidazol-5-yloxy)}(2-pyridyl)]-N-methylcarboxamide	476.1
151		(4-{2-[(2,5-dimethoxyphenyl)amino]-1-methylbenzimidazol-5-yloxy})(2-pyridyl))-N-methylcarboxamide	434.2
152		(4-{2-[(2,4-difluorophenyl)amino]-1-methylbenzimidazol-5-yloxy})(2-pyridyl))-N-methylcarboxamide	410.2
153		(4-{2-[(3,5-difluorophenyl)amino]-1-methylbenzimidazol-5-yloxy})(2-pyridyl))-N-methylcarboxamide	410.2
154		(4-{2-[(4-ethylphenyl)amino]-1-methylbenzimidazol-5-yloxy})(2-pyridyl))-N-methylcarboxamide	402.2
155		(4-{2-[(4-chlorophenyl)amino]-1-methylbenzimidazol-5-yloxy})(2-pyridyl))-N-methylcarboxamide	408.1
156		(4-{2-[(4-bromo-3-methylphenyl)amino]-1-methylbenzimidazol-5-yloxy})(2-pyridyl))-N-methylcarboxamide	466.1

Example	Structure	Name	MH+
157		(4-{2-[(2-methoxy-4-nitrophenyl)amino]-1-methylbenzimidazol-5-yloxy}(2-pyridyl))-N-methylcarboxamide	448.4
158		N-methyl[4-(1-methyl-2-{[2-(trifluoromethyl)phenyl]amino}benzimidazol-5-yloxy)(2-pyridyl)]carboxamide	441.4
159		(4-{2-[(3-methoxyphenyl)amino]-1-methylbenzimidazol-5-yloxy}(2-pyridyl))-N-methylcarboxamide	403.4
160		(4-{2-[(2-ethylphenyl)amino]-1-methylbenzimidazol-5-yloxy}(2-pyridyl))-N-methylcarboxamide	401.4
161		(4-{2-[(2,5-difluorophenyl)amino]-1-methylbenzimidazol-5-yloxy}(2-pyridyl))-N-methylcarboxamide	409.3
162		(4-{2-[(2,6-dichlorophenyl)amino]-1-methylbenzimidazol-5-yloxy}(2-pyridyl))-N-methylcarboxamide	442.3
163		(4-{2-[(4-ethylphenyl)amino]benzimidazol-5-yloxy}(2-pyridyl))-N-methylcarboxamide	388.2
164		N-methyl[4-{1-methyl-2-[(2-methylthiophenyl)amino]benzimidazol-5-yloxy}(2-pyridyl)]carboxamide	420.1
165		N-methyl[4-{1-methyl-2-[(4-methylthiophenyl)amino]benzimidazol-5-yloxy}(2-pyridyl)]carboxamide	420.1
166		N-methyl[4-(1-methyl-2-{[2-(trifluoromethoxy)phenyl]amino}benzimidazol-5-yloxy)(2-pyridyl)]carboxamide	458.1

Example	Structure	Name	MH+
167		[4-(2-{{2-fluoro-5-(trifluoromethyl)phenyl}amino}-1-methylbenzimidazol-5-yloxy)(2-pyridyl))-N-methylcarboxamide	460.1
168		(4-{{2-[(4-cyanophenyl)amino]-1-methylbenzimidazol-5-yloxy}(2-pyridyl))-N-methylcarboxamide	399.1
169		N-methyl[4-(1-methyl-2-{{3-(trifluoromethyl)phenyl}amino}-benzimidazol-5-yloxy)(2-pyridyl)]carboxamide	442.1
170		N-methyl[4-(1-methyl-2-{{2-(methylethyl)phenyl}amino}-benzimidazol-5-yloxy)(2-pyridyl)]carboxamide	416.2
171		(4-{{2-[(5-chloro-2,4-dimethoxyphenyl)amino]-1-methylbenzimidazol-5-yloxy}(2-pyridyl))-N-methylcarboxamide	468.2
172		N-methyl(4-{{1-methyl-2-[(2-phenylphenyl)amino]benzimidazol-5-yloxy}(2-pyridyl))-carboxamide	450.2
173		(4-{{2-[(3-ethylphenyl)amino]-1-methylbenzimidazol-5-yloxy}(2-pyridyl))-N-methylcarboxamide	402.2
174		(4-{{2-[(2-fluorophenyl)amino]-1-methylbenzimidazol-5-yloxy}(2-pyridyl))-N-methylcarboxamide	392.1
175		(4-{{2-[(4-bromophenyl)amino]-1-ethylbenzimidazol-5-yloxy}(2-pyridyl))-N-methylcarboxamide	466.1

Example	Structure	Name	MH+
176		(4-{2-[(4-aminophenyl)amino]-1-methylbenzimidazol-5-yloxy}-(2-pyridyl))-N-methylcarboxamide	389.2
177 (synthesis as in Ex 1)		N-methyl[4-(1-methyl-2-{[4-(methylamino)phenyl]amino}-benzimidazol-5-yloxy)(2-pyridyl)]carboxamide	403.2
178 (synthesis as in Ex 1)		[4-(2-{[4-(dimethylamino)phenyl]amino}-1-methylbenzimidazol-5-yloxy)(2-pyridyl)]-N-methylcarboxamide	417.2
179		N-methyl-4-[(1-methyl-2-{[5-methyl-2-(methoxy)phenyl]amino}-1H-benzimidazol-5-yl)oxy]pyridine-2-carboxamide	418.5
180		4-[(2-{[3,5-bis(methoxy)phenyl]amino}-1-methyl-1H-benzimidazol-5-yl)oxy]-N-methylpyridine-2-carboxamide	434.5
181		4-[(2-{[2,6-difluorophenyl]amino}-1-methyl-1H-benzimidazol-5-yl)oxy]-N-methylpyridine-2-carboxamide	410.4
182		4-[(2-{[3,5-bis(trifluoromethyl)phenyl]amino}-1-methyl-1H-benzimidazol-5-yl)oxy]-N-methylpyridine-2-carboxamide	510.4
183		N-methyl-4-[(1-methyl-2-{[4-(methoxy)-1,1'-biphenyl-3-yl]amino}-1H-benzimidazol-5-yl)oxy]pyridine-2-carboxamide	480.5
184		4-[(2-{[2,4-dimethylphenyl]amino}-1-methyl-1H-benzimidazol-5-yl)oxy]-N-methylpyridine-2-carboxamide	402.5

Example	Structure	Name	MH+
185		4-({2-[(2-chloro-5-nitrophenyl)amino]-1-methyl-1H-benzimidazol-5-yl}oxy)-N-methylpyridine-2-carboxamide	453.9
186		N-methyl-4-[(1-methyl-2-[[4-(methoxy)-2-nitrophenyl]amino]-1H-benzimidazol-5-yl]oxy]pyridine-2-carboxamide	449.4
187		4-[(2-[[4-chloro-2-(trifluoromethyl)phenyl]amino]-1-methyl-1H-benzimidazol-5-yl]oxy]-N-methylpyridine-2-carboxamide	476.9
188		4-({2-[(3-chloro-2-methylphenyl)amino]-1-methyl-1H-benzimidazol-5-yl}oxy)-N-methylpyridine-2-carboxamide	422.9
189		4-({2-[(4-fluorophenyl)amino]-1-methyl-1H-benzimidazol-5-yl}oxy)-N-methylpyridine-2-carboxamide	392.4
190		4-({2-[(2,3-dimethylphenyl)amino]-1-methyl-1H-benzimidazol-5-yl}oxy)-N-methylpyridine-2-carboxamide	402.5
191		4-[(2-[[5-chloro-2-(methoxy)phenyl]amino]-1-methyl-1H-benzimidazol-5-yl]oxy]-N-methylpyridine-2-carboxamide	438.9
192		N-methyl-4-[(1-methyl-2-[[4-(1,3-oxazol-5-yl)phenyl]amino]-1H-benzimidazol-5-yl]oxy]pyridine-2-carboxamide	441.5
193		4-[(2-[[2-(ethoxy)phenyl]amino]-1-methyl-1H-benzimidazol-5-yl]oxy]-N-methylpyridine-2-carboxamide	418.5



Example	Structure	Name	MH+
194		4-({2-[(2-bromophenyl)amino]-1-methyl-1H-benzimidazol-5-yl}oxy)-N-methylpyridine-2-carboxamide	453.3
195		4-{{2-[(cyclohexylamino)-1-methyl-1H-benzimidazol-5-yl]}oxy}-N-methylpyridine-2-carboxamide	380.5
196		N-methyl-4-({1-methyl-2-[(3-nitrophenyl)amino]-1H-benzimidazol-5-yl}oxy)pyridine-2-carboxamide	419.4
197		4-({2-[(3-cyanophenyl)amino]-1-methyl-1H-benzimidazol-5-yl}oxy)-N-methylpyridine-2-carboxamide	399.4
198		N-methyl-4-[(1-methyl-2-{{4-(1H-pyrazol-1-yl)phenyl}amino}-1H-benzimidazol-5-yl}oxy)pyridine-2-carboxamide	440.5
199		4-({2-[(2-chlorophenyl)amino]-1-methyl-1H-benzimidazol-5-yl}oxy)-N-methylpyridine-2-carboxamide	408.9
200		4-{{2-[(cyclopropylamino)-1-methyl-1H-benzimidazol-5-yl]}oxy}-N-methylpyridine-2-carboxamide	338.4
201		4-[(2-{{4-(ethyloxy)phenyl}amino}-1-methyl-1H-benzimidazol-5-yl}oxy)-N-methylpyridine-2-carboxamide	418.5
202		N-methyl-4-{{1-methyl-2-{{3-[(phenylmethyl)oxy]phenyl}amino}-1H-benzimidazol-5-yl}oxy}-pyridine-2-carboxamide	480.5
203		4-{{2-[(2,3-dihydro-1H-inden-5-ylamino)-1-methyl-1H-benzimidazol-5-yl]}oxy}-N-methylpyridine-2-carboxamide	414.5

Example	Structure	Name	MH+
204		4-({2-[(2-ethyl-6-methylphenyl)amino]-1-methyl-1H-benzimidazol-5-yl}oxy)-N-methylpyridine-2-carboxamide	416.5
205		N-methyl-4-{{1-methyl-2-({4-[(4-nitrophenyl)oxy]phenyl}amino)-1H-benzimidazol-5-yl}oxy}pyridine-2-carboxamide	511.5
206		4-({2-[(cyclohexylmethyl)amino]-1-methyl-1H-benzimidazol-5-yl}oxy)-N-methylpyridine-2-carboxamide	394.5
207		4-[(2-{{4-bromo-3-(trifluoromethyl)phenyl}amino}]-1-methyl-1H-benzimidazol-5-yl)oxy]-N-methylpyridine-2-carboxamide	521.3
208		4-{{2-({4-[(Z)-amino(imino)methyl]phenyl}amino)-1-methyl-1H-benzimidazol-5-yl}oxy}-N-methylpyridine-2-carboxamide	416.5
209		4-({2-[(1-acetyl-2,3-dihydro-1H-indol-6-yl)amino]-1-methyl-1H-benzimidazol-5-yl}oxy)-N-methylpyridine-2-carboxamide	457.5
210		4-[(2-{{4-fluoro-3-(trifluoromethyl)phenyl}amino}]-1-methyl-1H-benzimidazol-5-yl)oxy]-N-methylpyridine-2-carboxamide	460.4
211		4-{{2-[(cycloheptylamino)-1-methyl-1H-benzimidazol-5-yl]oxy}-N-methylpyridine-2-carboxamide	394.5
212		4-{{2-[(3-acetylphenyl)amino]-1-methyl-1H-benzimidazol-5-yl}oxy}-N-methylpyridine-2-carboxamide	416.5

Example	Structure	Name	MH+
213		4-{{2-(bicyclo[2.2.1]hept-2-ylamino)-1-methyl-1H-benzimidazol-5-yl}oxy}-N-methylpyridine-2-carboxamide	392.5
214		N-methyl-4-[(1-methyl-2-{{2-(methoxy)-5-(trifluoromethyl)-phenyl}amino}-1H-benzimidazol-5-yl)oxy]pyridine-2-carboxamide	472.4
215		4-[(2-{{4-(1-hydroxyethyl)-phenyl}amino}-1-methyl-1H-benzimidazol-5-yl)oxy]-N-methylpyridine-2-carboxamide	418.5
216		N-methyl-4-({1-methyl-2-[(2-pyrrolidin-1-ylethyl)amino]-1H-benzimidazol-5-yl}oxy)pyridine-2-carboxamide	395.5
217		N-methyl-4-({1-methyl-2-[(3-morpholin-4-ylpropyl)amino]-1H-benzimidazol-5-yl}oxy)pyridine-2-carboxamide	425.5
218		N-methyl-4-[(1-methyl-2-{{3-(2-oxopyrrolidin-1-yl)propyl}amino}-1H-benzimidazol-5-yl)oxy]pyridine-2-carboxamide	423.5
219		N-methyl-4-[(1-methyl-2-{{2-(1-methylpyrrolidin-2-yl)ethyl}amino}-1H-benzimidazol-5-yl)oxy]pyridine-2-carboxamide	409.5
220		N-methyl-4-({1-methyl-2-[(2-morpholin-4-ylethyl)amino]-1H-benzimidazol-5-yl}oxy)pyridine-2-carboxamide	411.5
221		4-[(2-{{2,4-bis(methoxy)-phenyl}amino}-1-methyl-1H-benzimidazol-5-yl)oxy]-N-methylpyridine-2-carboxamide	434.5
222		1,1-dimethylethyl 3-{{1-methyl-5-({2-[(methylamino)carbonyl]pyridin-4-yl}oxy)-1H-benzimidazol-2-yl}amino}benzoate	474.5

Example	Structure	Name	MH+
223		3-([1-methyl-5-(2-[(methylamino)carbonyl]pyridin-4-yl)-oxy]-1H-benzimidazol-2-yl)amino]benzoic acid	418.4
224		4-(2-[(3,5-dimethylisoxazol-4-yl)amino]-1-methyl-1H-benzimidazol-5-yl)oxy)-N-methylpyridine-2-carboxamide	393.4
225		N-methyl-4-([1-methyl-2-[(5-methyl-3-phenylisoxazol-4-yl)amino]-1H-benzimidazol-5-yl)-oxy]pyridine-2-carboxamide	455.5
226		N-methyl-4-[(1-methyl-2-[[2-(1-methyl-1,2,3,6-tetrahydropyridin-4-yl)phenyl]amino]-1H-benzimidazol-5-yl)oxy]pyridine-2-carboxamide	469.6
227		4-(2-[(4-chloro-1H-indazol-3-yl)amino]-1-methyl-1H-benzimidazol-5-yl)oxy)-N-methylpyridine-2-carboxamide	448.9
228		N-methyl-4-([1-methyl-2-([4-(methoxy)phenyl]methyl)amino]-1H-benzimidazol-5-yl)oxy]-pyridine-2-carboxamide	418.5
229		4-(2-[(2,3-difluorophenyl)amino]-1-methyl-1H-benzimidazol-5-yl)oxy)-N-methylpyridine-2-carboxamide	410.4
230		N-methyl-4-([1-methyl-2-[(2-morpholin-4-yl)phenyl]amino]-1H-benzimidazol-5-yl)oxy)-pyridine-2-carboxamide	459.5
231		4-(2-[(3-iodophenyl)amino]-1-methyl-1H-benzimidazol-5-yl)oxy)-N-methylpyridine-2-carboxamide	500.3

Example	Structure	Name	MH+
232		N-methyl-4-[(1-methyl-2-[[3,4,5-tris(methoxy)phenyl]amino]-1H-benzimidazol-5-yl)oxy]pyridine-2-carboxamide	464.5
233		N-methyl-4-[(1-methyl-2-[(thien-2-ylmethyl)amino]-1H-benzimidazol-5-yl)oxy]pyridine-2-carboxamide	394.5
234		N-methyl-4-[(1-methyl-2-[(3-thien-2-yl-1H-pyrazol-5-yl)amino]-1H-benzimidazol-5-yl)oxy]pyridine-2-carboxamide	446.5
235		4-[[2-(1,3-benzodioxol-5-ylamino)-1-methyl-1H-benzimidazol-5-yl]oxy]-N-methylpyridine-2-carboxamide	418.4
236		4-[(2-[(2-iodophenyl)amino]-1-methyl-1H-benzimidazol-5-yl)oxy]-N-methylpyridine-2-carboxamide	500.3
237		4-[(2-[(2,6-diethylphenyl)amino]-1-methyl-1H-benzimidazol-5-yl)oxy]-N-methylpyridine-2-carboxamide	430.5
238		4-[(2-[[3-(1-hydroxyethyl)phenyl]amino]-1-methyl-1H-benzimidazol-5-yl)oxy]-N-methylpyridine-2-carboxamide	418.5
239		4-[(2-[[4-(1H-imidazol-1-yl)phenyl]amino]-1-methyl-1H-benzimidazol-5-yl)oxy]-N-methylpyridine-2-carboxamide	440.5
240		N-methyl-4-[(1-methyl-2-[[2-(phenyloxy)phenyl]amino]-1H-benzimidazol-5-yl)oxy]pyridine-2-carboxamide	466.5
241		4-[(2-[[3,4-bis(methoxy)phenyl]amino]-1-methyl-1H-benzimidazol-5-yl)oxy]-N-methylpyridine-2-carboxamide	434.5

Example	Structure	Name	MH+
242		N-methyl-4-[(1-methyl-2-[[2-(trifluoromethyl)phenyl]amino]-1H-benzimidazol-5-yl)oxy]pyridine-2-carboxamide	527.5
243		N-methyl-4-[(1-methyl-2-[[tricyclo[3.3.1.1~3,7~]dec-1-ylmethyl]amino]-1H-benzimidazol-5-yl)oxy]pyridine-2-carboxamide	446.6
244		4-({2-[1,1'-bi(cyclohexyl)-2-ylamino]-1-methyl-1H-benzimidazol-5-yl}oxy)-N-methylpyridine-2-carboxamide	462.6
245		4-{{2-}[(1S,5S)-6,6-dimethylbicyclo[3.1.1]hept-2-yl]methyl}amino)-1-methyl-1H-benzimidazol-5-yl}oxy}-N-methylpyridine-2-carboxamide	434.6
246		N-methyl-4-{{1-methyl-2-(tricyclo[3.3.1.1~3,7~]dec-1-ylamino)-1H-benzimidazol-5-yl}oxy}pyridine-2-carboxamide	432.5
247		N-methyl-4-({1-methyl-2-[(3-methylphenyl)amino]-1H-benzimidazol-5-yl}oxy)pyridine-2-carboxamide	388.4
248		4-[(2-{{5-fluoro-2-(1H-imidazol-1-yl)phenyl}amino}-1-methyl-1H-benzimidazol-5-yl)oxy]-N-methylpyridine-2-carboxamide	458.5
249		N-methyl-4-({1-methyl-2-[(5-phenyl-1H-pyrazol-3-yl)amino]-1H-benzimidazol-5-yl}oxy)pyridine-2-carboxamide	440.5
250		4-{{2-}[(4-ethylpiperazin-1-yl)methyl]phenyl}amino)-1-methyl-1H-benzimidazol-5-yl}oxy}-N-methylpyridine-2-carboxamide	500.6

Example	Structure	Name	MH+
251		4-({2-[(1,3-dioxo-2,3-dihydro-1H-isoindol-5-yl)amino]-1-methyl-1H-benzimidazol-5-yl}oxy)-N-methylpyridine-2-carboxamide	443.4
252		N-methyl-4-({1-methyl-2-[(3-oxo-2,3-dihydro-1H-isoindol-5-yl)amino]-1H-benzimidazol-5-yl}oxy)pyridine-2-carboxamide	429.4
253		4-({2-[(4-bromophenyl)(methyl)amino]-1-methyl-1H-benzimidazol-5-yl}oxy)-N-methylpyridine-2-carboxamide	467.3
254		N-methyl-4-({[1-methyl-2-(naphthalen-2-ylamino)-1H-benzimidazol-5-yl]oxy}pyridine-2-carboxamide	424.5
255		ethyl 1-methyl-5-({2-[(methylamino)carbonyl]pyridin-4-yl}oxy)-1H-benzimidazol-2-yl-carbamate	370.4
256		4-[(2-({[3-(1H-imidazol-1-yl)propyl]amino}-1-methyl-1H-benzimidazol-5-yl}oxy)]-N-methylpyridine-2-carboxamide	406.5
257		N-methyl-4-({1-methyl-2-[(2-methylphenyl)amino]-1H-benzimidazol-5-yl}oxy)pyridine-2-carboxamide	388.4
258		4-({2-[(2,6-dimethylphenyl)amino]-1-methyl-1H-benzimidazol-5-yl}oxy)-N-methylpyridine-2-carboxamide	402.5
259		4-{{2-[(2-[(difluoromethyl)oxy]phenyl)amino]-1-methyl-1H-benzimidazol-5-yl}oxy}}-N-methylpyridine-2-carboxamide	440.4
260		4-[(2-({[2-(1,1-dimethylethyl)phenyl]amino}-1-methyl-1H-benzimidazol-5-yl}oxy)]-N-methylpyridine-2-carboxamide	430.5

Example	Structure	Name	MH+
261		N-methyl-4-((1-methyl-2-[methyl(4-methylphenyl)amino]-1H-benzimidazol-5-yl)oxy)pyridine-2-carboxamide	402.5
262		N-methyl-4-[(1-methyl-2-[[3-(methylthio)phenyl]amino]-1H-benzimidazol-5-yl)oxy]pyridine-2-carboxamide	420.5
263		4-[[2-((4-cyano-2-[(trifluoromethyl)oxy]phenyl)amino)-1-methyl-1H-benzimidazol-5-yl]oxy]-N-methylpyridine-2-carboxamide	483.4
264		N-methyl-4-((1-methyl-2-[(4-{1-[(phenylmethyl)amino]ethyl}phenyl)amino]-1H-benzimidazol-5-yl)oxy)pyridine-2-carboxamide	507.6
265		4-[[2-(1H-indol-5-ylamino)-1-methyl-1H-benzimidazol-5-yl]oxy]-N-methylpyridine-2-carboxamide	413.5
266		N-methyl-4-[[1-methyl-2-(phenylamino)-1H-benzimidazol-5-yl]oxy]pyridine-2-carboxamide	374.4
267		N-methyl-4-[(1-methyl-2-[[2-(phenylcarbonyl)phenyl]amino]-1H-benzimidazol-5-yl)oxy]pyridine-2-carboxamide	478.5
268		4-[[2-((4-bromo-2-[(trifluoromethyl)oxy]phenyl)amino)-1-methyl-1H-benzimidazol-5-yl]oxy]-N-methylpyridine-2-carboxamide	537.3
269		4-((2-[(2,4-dibromo-6-fluorophenyl)amino]-1-methyl-1H-benzimidazol-5-yl)oxy)-N-methylpyridine-2-carboxamide	550.2



Example	Structure	Name	MH+
270		4-{{2-(1,3-dihydro-2 h-isoindol-2-yl)-1-methyl-1H-benzimidazol-5-yl}oxy}-N-methylpyridine-2-carboxamide	400.5
271		4-{{2-(isoquinolin-1-ylamino)-1-methyl-1H-benzimidazol-5-yl}oxy}-N-methylpyridine-2-carboxamide	425.5
272		N-methyl-4-[(1-methyl-2-{{2-(1H-pyrazol-1-yl)phenyl}amino}-1H-benzimidazol-5-yl)oxy]pyridine-2-carboxamide	440.5
273		4-{{2-(1H-indol-6-ylamino)-1-methyl-1H-benzimidazol-5-yl}oxy}-N-methylpyridine-2-carboxamide	413.5
274		methyl 4-{{1-methyl-5-{{2-[(methylamino)carbonyl]pyridin-4-yl}oxy}-1H-benzimidazol-2-yl}amino}-3-[(trifluoromethyl)oxy]benzoate	516.4
275		4-{{2-[(2-cyanophenyl)amino]-1-methyl-1H-benzimidazol-5-yl}oxy}-N-methylpyridine-2-carboxamide	399.4
276		N-methyl-4-[(1-methyl-2-{{2-(phenylthio)phenyl}amino}-1H-benzimidazol-5-yl)oxy]pyridine-2-carboxamide	482.6
277		4-{{2-{{2-[(4-chlorophenyl)oxy]-5-(trifluoromethyl)phenyl}amino}-1-methyl-1H-benzimidazol-5-yl}oxy}-N-methylpyridine-2-carboxamide	569.0
278		N-methyl-4-[(1-methyl-2-{{2-[(4-methylphenyl)oxy]-5-(trifluoromethyl)phenyl}amino}-1H-benzimidazol-5-yl)oxy]pyridine-2-carboxamide	548.5

Example	Structure	Name	MH+
279		4-({2-[(4-chlorophenyl)amino]-1,7-dimethyl-1H-benzimidazol-5-yl}oxy)-N-methylpyridine-2-carboxamide	422.9
280		4-[(2-{{3-(1,1-dimethylethyl)phenyl}amino}-1-methyl-1H-benzimidazol-5-yl)oxy]-N-methylpyridine-2-carboxamide	430.5
281		4-({2-[(3-cyclohexylphenyl)amino]-1-methyl-1H-benzimidazol-5-yl}oxy)-N-methylpyridine-2-carboxamide	456.6
282		4-({2-[(2,5-dichlorophenyl)amino]-1-methyl-1H-benzimidazol-5-yl}oxy)-N-methylpyridine-2-carboxamide	443.3
283		N-methyl-4-[(1-methyl-2-{{2-[(2-(methoxy)phenyl]oxy}-5-(trifluoromethyl)phenyl]amino}-1H-benzimidazol-5-yl}oxy)pyridine-2-carboxamide	564.5
284		4-[(2-{{2-[(4-cyanophenyl)oxy]-5-(trifluoromethyl)phenyl]amino}-1-methyl-1H-benzimidazol-5-yl}oxy)-N-methylpyridine-2-carboxamide	559.5
285		4-({2-[(2,5-dimethylphenyl)amino]-1-methyl-1H-benzimidazol-5-yl}oxy)-N-methylpyridine-2-carboxamide	402.5
286		4-({2-[(5-fluoro-2-methylphenyl)amino]-1-methyl-1H-benzimidazol-5-yl}oxy)-N-methylpyridine-2-carboxamide	406.4
287		4-({2-[(2-aminophenyl)amino]-1-methyl-1H-benzimidazol-5-yl}oxy)-N-methylpyridine-2-carboxamide	389.4

Example	Structure	Name	MH+
288		4-({2-[(2-cyano-5-methylphenyl)amino]-1-methyl-1H-benzimidazol-5-yl}oxy)-N-methylpyridine-2-carboxamide	413.5
289		N-methyl-4-[(1-methyl-2-[(4-methylphenyl)methyl]amino}-1H-benzimidazol-5-yl)oxy]-pyridine-2-carboxamide	402.5
290		4-({2-[(4-bromo-2-methylphenyl)amino]-1-methyl-1H-benzimidazol-5-yl}oxy)-N-methylpyridine-2-carboxamide	467.3
291		4-({2-[(5-bromo-2-methylphenyl)amino]-1-methyl-1H-benzimidazol-5-yl}oxy)-N-methylpyridine-2-carboxamide	467.3
292		N-methyl-4-({1-methyl-2-[(4-methyl-1,1'-biphenyl-3-yl)amino]-1H-benzimidazol-5-yl}oxy)pyridine-2-carboxamide	464.5
293		4-({2-[(5-chloro-2-fluorophenyl)amino]-1-methyl-1H-benzimidazol-5-yl}oxy)-N-methylpyridine-2-carboxamide	426.8
294		4-[(2-({5-cyclohexyl-2-(methoxy)phenyl}amino)-1-methyl-1H-benzimidazol-5-yl)oxy]-N-methylpyridine-2-carboxamide	486.6
295		4-({2-[(4-bromo-2-fluorophenyl)amino]-1-methyl-1H-benzimidazol-5-yl}oxy)-N-methylpyridine-2-carboxamide	471.3
296		4-({2-[(2-amino-4-methylphenyl)amino]-1-methyl-1H-benzimidazol-5-yl}oxy)-N-methylpyridine-2-carboxamide	403.5

Example	Structure	Name	MH+
297		N-methyl-4-[[1-methyl-2-(5,6,7,8-tetrahydronaphthalen-1-ylamino)-1H-benzimidazol-5-yl]oxy]pyridine-2-carboxamide	428.5
298		N-methyl-4-[(1-methyl-2-[[4-(methylsulfonyl)phenyl]amino]-1H-benzimidazol-5-yl]oxy]pyridine-2-carboxamide	452.5
299		N-methyl-4-[[1-methyl-2-({3-[(trifluoromethyl)thio]phenyl}amino)-1H-benzimidazol-5-yl]oxy]pyridine-2-carboxamide	474.5
300		N-methyl-4-[[1-methyl-2-({4-[(trifluoromethyl)thio]phenyl}amino)-1H-benzimidazol-5-yl]oxy]pyridine-2-carboxamide	474.5
301		4-[[2-(1,1'-biphenyl-3-ylamino)-1-methyl-1H-benzimidazol-5-yl]oxy]-N-methylpyridine-2-carboxamide	450.5
302		4-({2-[(2-chloro-4-methylphenyl)amino]-1-methyl-1H-benzimidazol-5-yl}oxy)-N-methylpyridine-2-carboxamide	422.9
303		4-[(2-{{2-bromo-4-(1-methylethyl)phenyl}amino}-1-methyl-1H-benzimidazol-5-yl)oxy]-N-methylpyridine-2-carboxamide	495.4
304		4-({2-[(3-ethynylphenyl)amino]-1-methyl-1H-benzimidazol-5-yl}oxy)-N-methylpyridine-2-carboxamide	398.4
305		4-[[2-(isoquinolin-7-ylamino)-1-methyl-1H-benzimidazol-5-yl]oxy]-N-methylpyridine-2-carboxamide	425.5

Example	Structure	Name	MH+
306		N-methyl-4-[(1-methyl-2-{{3-(1-methylethyl)phenyl}amino}-1H-benzimidazol-5-yl)oxy]pyridine-2-carboxamide	416.5
307		4-{{2-{{3-bromo-4-methylphenyl}amino}-1-methyl-1H-benzimidazol-5-yl}oxy}-N-methylpyridine-2-carboxamide	467.3
308		N-methyl-4-{{1-methyl-2-[[phenylsulfonyl]amino]-1H-benzimidazol-5-yl}oxy}pyridine-2-carboxamide	438.5
309		4-{{2-{{9H-fluoren-1-ylamino}-1-methyl-1H-benzimidazol-5-yl}oxy}-N-methylpyridine-2-carboxamide	462.5
310		4-{{2-{{9H-fluoren-2-ylamino}-1-methyl-1H-benzimidazol-5-yl}oxy}-N-methylpyridine-2-carboxamide	462.5
311		4-{{2-{{2,2-difluoro-1,3-benzodioxol-5-yl}amino}-1-methyl-1H-benzimidazol-5-yl}oxy}-N-methylpyridine-2-carboxamide	454.4
312		N-methyl-4-{{1-methyl-2-{{3-[[trifluoromethyl]oxy]phenyl}amino]-1H-benzimidazol-5-yl}oxy}pyridine-2-carboxamide	458.4
313		N-methyl-4-{{1-methyl-2-[[1-methylethyl]amino]-1H-benzimidazol-5-yl}oxy}pyridine-2-carboxamide	340.4
314		N-methyl-4-{{1-methyl-2-[[2-phenylethyl]amino]-1H-benzimidazol-5-yl}oxy}pyridine-2-carboxamide	402.5

Example	Structure	Name	MH+
315		4-({2-[(3-cycloheptylphenyl)amino]-1-methyl-1H-benzimidazol-5-yl}oxy)-N-methylpyridine-2-carboxamide	470.6
316		N-methyl-4-[(1-methyl-2-[(phenylmethyl)sulfonylamino]-1H-benzimidazol-5-yl]oxy)-pyridine-2-carboxamide	452.5
317		4-{{2-[(2,3-dihydro-1H-indol-6-ylamino)-1-methyl-1H-benzimidazol-5-yl]oxy}-N-methylpyridine-2-carboxamide	415.5
318		N-methyl-4-[(1-methyl-2-{{1-[3-pyridin-4-ylpropanoyl]-2,3-dihydro-1H-indol-6-yl]amino}-1H-benzimidazol-5-yl)oxy]-pyridine-2-carboxamide	548.6
319		4-({2-[(3-chloro-4-methylphenyl)amino]-1-methyl-1H-benzimidazol-5-yl}oxy)-N-methylpyridine-2-carboxamide	422.9
320		4-{{2-[(cyclopentylamino)-1-methyl-1H-benzimidazol-5-yl]oxy}-N-methylpyridine-2-carboxamide	366.4
321 (synthesis as in Ex 1)		4-[(2-{{4-(diethylamino)phenyl}amino)-1-methyl-1H-benzimidazol-5-yl}oxy)-N-methylpyridine-2-carboxamide	445.5
322		N-methyl-4-[(1-methyl-2-{{2-(4-methylphenyl)ethyl}amino)-1H-benzimidazol-5-yl}oxy]pyridine-2-carboxamide	416.5
323		4-[(2-{{4-bromo-2-(trifluoromethyl)phenyl}amino}-1-methyl-1H-benzimidazol-5-yl)oxy]-N-methylpyridine-2-carboxamide	521.3

Example	Structure	Name	MH+
324		4-({2-[(4-chloro-2-methylphenyl)amino]-1-methyl-1H-benzimidazol-5-yl}oxy)-N-methylpyridine-2-carboxamide	422.9
325		4-[(2-{[3-(diethylamino)propyl]amino}-1-methyl-1H-benzimidazol-5-yl)oxy]-N-methylpyridine-2-carboxamide	411.5
326		4-({2-[(4-bromo-2-chlorophenyl)amino]-1-methyl-1H-benzimidazol-5-yl}oxy)-N-methylpyridine-2-carboxamide	487.8
327		4-({2-[(3,5-dimethylphenyl)amino]-1-methyl-1H-benzimidazol-5-yl}oxy)-N-methylpyridine-2-carboxamide	402.5
328		4-({2-[(cyclopropylmethyl)amino]-1-methyl-1H-benzimidazol-5-yl}oxy)-N-methylpyridine-2-carboxamide	352.4
329		4-{{2-[(2,3-dihydro-1,4-benzodioxin-6-yl)amino]-1-methyl-1H-benzimidazol-5-yl}oxy}-N-methylpyridine-2-carboxamide	432.4
330		N-methyl-4-[(1-methyl-2-{{4-(phenyloxy)pyridin-3-yl}amino}-1H-benzimidazol-5-yl}oxy)pyridine-2-carboxamide	467.5
331		N-methyl-4-((1-methyl-2-[(4-pyridin-2-yl)phenyl]amino)-1H-benzimidazol-5-yl)oxy)pyridine-2-carboxamide	451.5
332		4-({2-[(2-chloro-4-fluorophenyl)amino]-1-methyl-1H-benzimidazol-5-yl}oxy)-N-methylpyridine-2-carboxamide	426.8

Example	Structure	Name	MH+
333		4-({2-[(4-fluoro-2-methylphenyl)amino]-1-methyl-1H-benzimidazol-5-yl}oxy)-N-methylpyridine-2-carboxamide	406.4
334		N-methyl-4-({1-methyl-2-[(2,4,5-trimethylphenyl)amino]-1H-benzimidazol-5-yl}oxy)-pyridine-2-carboxamide	416.5
335		4-[(2-{[2-chloro-4-(trifluoromethyl)phenyl]amino}-1-methyl-1H-benzimidazol-5-yl)oxy]-N-methylpyridine-2-carboxamide	476.9
336		4-({2-[(5-chloro-2-methylphenyl)amino]-1-methyl-1H-benzimidazol-5-yl}oxy)-N-methylpyridine-2-carboxamide	422.9
337		4-({2-[(4-chloro-2-fluorophenyl)amino]-1-methyl-1H-benzimidazol-5-yl}oxy)-N-methylpyridine-2-carboxamide	426.8
338		N-methyl-4-[(1-methyl-2-{{3-(1-methylpropyl)phenyl}amino}-1H-benzimidazol-5-yl)oxy]-pyridine-2-carboxamide	430.5
339		4-({2-[(4-fluoro-3-methylphenyl)amino]-1-methyl-1H-benzimidazol-5-yl}oxy)-N-methylpyridine-2-carboxamide	406.4
340		4-({2-[(4-chloro-3-methylphenyl)amino]-1-methyl-1H-benzimidazol-5-yl}oxy)-N-methylpyridine-2-carboxamide	422.9
341		4-[[2-({3-bromo-4-[(trifluoromethyl)oxy]phenyl}amino)-1-methyl-1H-benzimidazol-5-yl]oxy]-N-methylpyridine-2-carboxamide	537.3



Example	Structure	Name	MH+
342		4-[[2-({3-chloro-4-[(trifluoromethyl)oxy]phenyl} amino)-1-methyl-1H-benzimidazol-5-yl]oxy]-N-methylpyridine-2-carboxamide	492.9
343		N-methyl-4-({1-methyl-2-[(4-pyridin-3-yl)phenyl]amino}-1H-benzimidazol-5-yl)oxy)pyridine-2-carboxamide	451.5
344		4-[(2-{{3-chloro-4-(trifluoromethyl)phenyl} amino}-1-methyl-1H-benzimidazol-5-yl)oxy]-N-methylpyridine-2-carboxamide	476.9
345		4-({2-[(4-chloro-3-fluorophenyl)amino]-1-methyl-1H-benzimidazol-5-yl}oxy)-N-methylpyridine-2-carboxamide	426.8
346		4-({2-[(2-bromo-4-methylphenyl)amino]-1-methyl-1H-benzimidazol-5-yl}oxy)-N-methylpyridine-2-carboxamide	467.3
347		N-methyl-4-({1-methyl-2-[(2,3,5-trifluorophenyl)amino]-1H-benzimidazol-5-yl}oxy)-pyridine-2-carboxamide	428.4
348		4-({2-[(2,4-dibromophenyl)amino]-1-methyl-1H-benzimidazol-5-yl}oxy)-N-methylpyridine-2-carboxamide	532.2
349		4-({2-[(2-chloro-5-fluorophenyl)amino]-1-methyl-1H-benzimidazol-5-yl}oxy)-N-methylpyridine-2-carboxamide	426.8
350		4-[[2-({3-chloro-4-[(trifluoromethyl)thio]phenyl} amino)-1-methyl-1H-benzimidazol-5-yl]oxy]-N-methylpyridine-2-carboxamide	508.9

Example	Structure	Name	MH+
351		4-({2-[(3-chloro-1H-indol-6-yl)amino]-1-methyl-1H-benzimidazol-5-yl}oxy)-N-methylpyridine-2-carboxamide	447.9
352		4-[(2-{[3,5-bis(1,1-dimethylethyl)phenyl]amino}-1-methyl-1H-benzimidazol-5-yl)oxy]-N-methylpyridine-2-carboxamide	486.6
353		4-[(2-{[5-(1,1-dimethylethyl)-2-(methoxy)phenyl]amino}-1-methyl-1H-benzimidazol-5-yl)oxy]-N-methylpyridine-2-carboxamide	460.5
354		N-methyl-4-[(1-methyl-2-{[2-(methoxy)-5-(1-methyl-1-phenylethyl)phenyl]amino}-1H-benzimidazol-5-yl)oxy]pyridine-2-carboxamide	522.6
355		4-[(2-{[4-chloro-2,5-bis(methoxy)phenyl]amino}-1-methyl-1H-benzimidazol-5-yl)oxy]-N-methylpyridine-2-carboxamide	468.9
356		4-{{2-}[(4-fluoro-2-[(1-methylethyl)oxy]phenyl}amino)-1-methyl-1H-benzimidazol-5-yl]oxy}-N-methylpyridine-2-carboxamide	450.5
357		N-methyl-4-{{1-methyl-2-}[(3-[(1-methylethyl)oxy]phenyl}amino)-1H-benzimidazol-5-yl]oxy}pyridine-2-carboxamide	432.5
358 (synthesis as in Ex 769)		4-({2-[(3-furan-3-ylphenyl)amino]-1-methyl-1H-benzimidazol-5-yl}oxy)-N-methylpyridine-2-carboxamide	440.5

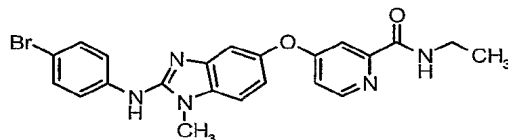
Example	Structure	Name	MH+
359		4-[(2-[[4-chloro-5-methyl-2-(methoxy)phenyl]amino]-1-methyl-1H-benzimidazol-5-yl]oxy]-N-methylpyridine-2-carboxamide	452.9
360		N-methyl-4-[(1-methyl-2-[[2-methyl-5-(1-methylethyl)phenyl]amino]-1H-benzimidazol-5-yl]oxy]pyridine-2-carboxamide	430.5
361		4-[(2-[[2,5-bis(1,1-dimethylethyl)phenyl]amino]-1-methyl-1H-benzimidazol-5-yl]oxy]-N-methylpyridine-2-carboxamide	486.6
362		4-[[2-[[5-chloro-2-[(difluoromethyl)oxy]phenyl]amino]-1-methyl-1H-benzimidazol-5-yl]oxy]-N-methylpyridine-2-carboxamide	474.9
363		N-methyl-4-[[1-methyl-2-[(4-(phenylmethyl)oxy)phenyl]amino]-1H-benzimidazol-5-yl]oxy]pyridine-2-carboxamide	480.5
364		4-[(2-[[2-[[cyclohexyl(methyl)amino]methyl]phenyl]amino]-1-methyl-1H-benzimidazol-5-yl]oxy)-N-methylpyridine-2-carboxamide	499.6
365		N-methyl-4-[(1-methyl-2-[(6-pyrrolidin-1-ylpyridin-3-yl)amino]-1H-benzimidazol-5-yl]oxy]pyridine-2-carboxamide	444.5
366		4-[(2-[[6-(dimethylamino)pyridin-3-yl]amino]-1-methyl-1H-benzimidazol-5-yl]oxy]-N-methylpyridine-2-carboxamide	418.4

Example	Structure	Name	MH+
367		N-methyl-4-({1-methyl-2-[(1-methylpiperidin-4-yl)amino]-1H-benzimidazol-5-yl}oxy)pyridine-2-carboxamide	395.4
368		N-methyl-4-({1-methyl-2-[(4-methylcyclohexyl)amino]-1H-benzimidazol-5-yl}oxy)pyridine-2-carboxamide	394.4
369		4-({2-[(cycloheptylmethyl)amino]-1-methyl-1H-benzimidazol-5-yl}oxy)-N-methylpyridine-2-carboxamide	408.5
370		N-methyl-4-({1-methyl-2-[(3,3,5-trimethylcyclohexyl)amino]-1H-benzimidazol-5-yl}oxy)pyridine-2-carboxamide	422.5
371		N-methyl-4-({1-methyl-2-[(2-methylcyclohexyl)amino]-1H-benzimidazol-5-yl}oxy)pyridine-2-carboxamide	394.4

### Example 372

#### Synthesis of 4-({2-[(4-bromophenyl)amino]-1-methyl-1H-benzimidazol-5-yl}oxy)-N-ethylpyridine-2-carboxamide

5 The compound 4-({2-[(4-bromophenyl)amino]-1-methyl-1H-benzimidazol-5-yl}oxy)-N-ethylpyridine-2-carboxamide was synthesized as follows:



Step 1. Synthesis of *tert*-butyl 4-chloropyridine-2-carboxylate:

10 4-chloropyridine-2-carbonyl chloride (1eq) was suspended in anhydrous tetrahydrofuran. Then 2 equivalents of a solution of 1 M potassium *tert*-butoxide was added dropwise to the reaction slowly as the reaction was stirring under nitrogen. After 3-4 hours or when the reaction was determined to be complete by HPLC, the reaction was

evaporated under reduced pressure and diluted with ethyl acetate. The organic layer was washed with water followed by brine and dried over anhydrous sodium sulfate. The organic extracts were evaporated under reduced pressure to yield the *tert*-butyl ester as a yellow oil. MS: MH<sup>+</sup> = 214.0

5           Step 2.     Synthesis of *tert*-butyl 4-(4-amino-3-nitrophenoxy)pyridine-2-carboxylate:

Solid anhydrous white powdered KHMDS (2eq) was suspended in a solution of dimethylformamide. Red crystalline 4-amino-3-nitrophenol (1eq) was charged to the rapidly stirring solution under an inert atmosphere and the heterogeneous solution was  
10 allowed to stir for 2 hours. Then a dimethylformamide solution of *tert*-butyl 4-chloropyridine-2-carboxylate (1eq) was added dropwise. Anhydrous powdered potassium carbonate (1.2eq) was charged to the reaction as an acid scavenger. The purple colored viscous mixture was heated to 80°C for 12-15 hours until when it was determined to be complete by HPLC. The reaction was evaporated under reduced pressure and  
15 diluted with excess ethyl acetate and water. An extraction of the aqueous layer was made with ethyl acetate. The organic layers were combined and washed 4 times with water followed by brine. The organic layer was dried over anhydrous sodium sulfate and evaporated under reduced pressure. The crude material was purified by flash silica gel chromatography using an eluent of 1:1 mixture of hexanes to ethyl acetate to give the  
20 desired product. MS: MH<sup>+</sup> = 332.

Step 3. Synthesis of *tert*-butyl 4-[3-nitro-4-(2,2,2-trifluoroacetyl-amino) phenoxy] pyridine-2-carboxylate:

Trifluoroacetic anhydride (1eq) was slowly added dropwise to a solution of the above amine in anhydrous methylene chloride under nitrogen. After 10-15 minutes or  
25 until the reaction was complete as determined by HPLC, the reaction was quenched with excess saturated aqueous sodium bicarbonate. The product was extracted with methylene chloride from the aqueous layer and washed with water and brine. The extracts were dried over anhydrous sodium sulfate and evaporated under reduced pressure to afford the title product as a yellow solid. MS: MH<sup>+</sup> = 428.

30           Step 4. Synthesis of *tert*-butyl 4-[3-nitro-4-(2,2,2-trifluoro-*N*-methylacetyl-amino) phenoxy] pyridine-2-carboxylate:

A solution of *tert*-butyl 4-[3-nitro-4-(2,2,2-trifluoroacetyl-amino) phenoxy] pyridine-2-carboxylate (1eq) and sodium carbonate (4eq) in dimethylformamide was

stirred at 20°C under nitrogen for thirty minutes before 2 equivalents of iodomethane (2eq) was charged slowly dropwise to the reaction. After 2-3 hours or until it was determined to be complete by HPLC, the reaction was evaporated under reduced pressure. The crude mixture was diluted with ethyl acetate and washed with water. The organic layer was  
5 dried over anhydrous sodium sulfate and evaporated under reduced pressure to afford the title product as an orange solid. MS:  $MH^+ = 442$ .

Step 5. Synthesis of *tert*-butyl 4-[4-(methylamino)-3-nitrophenoxy]pyridine-2-carboxylate:

A solution of *tert*-butyl 4-[3-nitro-4-(2,2,2-trifluoro-*N*-methylacetyl-amino) phenoxy] pyridine-2-carboxylate in ethanol was stirred at room temperature. 1N sodium hydroxide was slowly dropped into the reaction until the conversion was complete by HPLC. The reaction was evaporated under reduced conditions and then extracted with ethyl acetate and washed with a saturated aqueous solution of ammonium chloride followed by water and brine. The organic extracts were dried over anhydrous sodium  
15 sulfate and evaporated under reduced pressure to afford the product as an orange solid. MS:  $MH^+ = 346$

Step 6. Synthesis of *tert*-butyl 4-[3-amino-4-(methylamino)phenoxy]pyridine-2-carboxylate:

A solution of *tert*-butyl 4-[4-(methylamino)-3-nitrophenoxy]pyridine-2-  
20 carboxylate (1eq) and 10% palladium on carbon (0.1eq) in methanol was stirred at room temperature and flushed with nitrogen. Hydrogen was flushed through the reaction for 1-2 hours or until the reaction was determined to be complete by HPLC. Nitrogen was flushed through the reaction for 15 minutes before the reaction was filtered through a celite pad. The celite pad was washed with excess methanol followed by concentration  
25 under reduced pressure to afford the product as a light yellow solid. MS:  $MH^+ = 316$ .

Step 7. Synthesis of *tert*-butyl 4-{2-[(4-bromophenyl)amino]-1-methyl-benzimidazol-5-yloxy}pyridine-2-carboxylate:

A solution of the diamine from step 6 (1eq) and 4-bromophenyl isothiocyanate (1eq) in anhydrous tetrahydrofuran under nitrogen was stirred at 20°C for 2-3 hours or  
30 when determined to be complete by HPLC. The solution was treated with 3 equivalents of 1-ethyl-(3-dimethylaminopropyl) carbodiimide HCl. The stirred solution was heated to 50°C under nitrogen for 2-3 hrs or until the reaction is determined to be complete by HPLC. The reaction was evaporated under reduced pressure and then diluted with ethyl

acetate and water. The aqueous layer was back extracted with ethyl acetate. The combined organic layers were washed with water and brine. The organic layer was dried over anhydrous sodium sulfate and later evaporated under reduced pressure. The crude material was purified by reverse high-pressure liquid chromatography to afford the product as a brown powder after lyophilization. MS:  $MH^+$  = 495.

Step 8. Synthesis of 4-{{2-[(4-bromophenyl)amino]-1-methylbenzimidazol-5-yl-oxy}pyridine-2-carboxylic acid

A solution of the product of step 7 in trifluoroacetic acid was treated with two drops of water at room temperature for 3-4 hours or until the reaction was determined to be complete by HPLC. The reaction was evaporated under reduced pressure to afford the product as a red-orange oil in quantitative yield. MS:  $MH^+$  = 439.

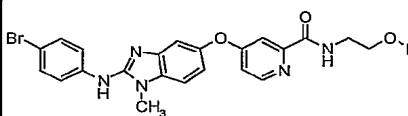
Step 9. Synthesis of 4-({2-[(4-bromophenyl)amino]-1-methyl-1H-benzimidazol-5-yl}oxy)-N-ethylpyridine-2-carboxamide:

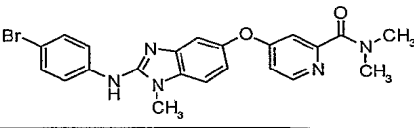
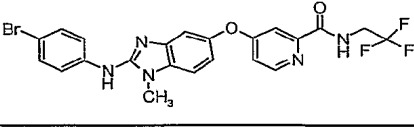
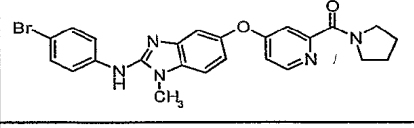
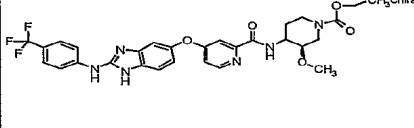
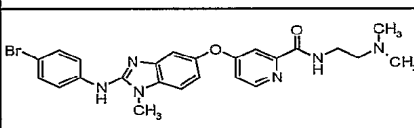
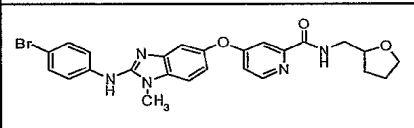
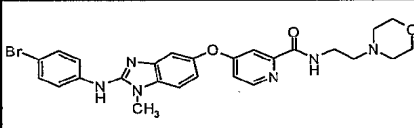
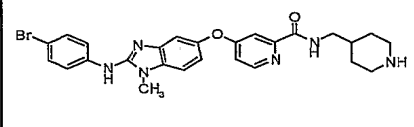
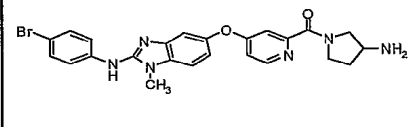
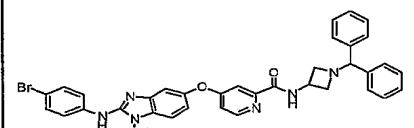
A solution of above (1eq) in anhydrous tetrahydrofuran (0.5 ml) was treated with *O*-benzotriazol-1-yl *N,N,N',N'*-tetramethyl uronium hexafluorophosphate (2eq), excess diisopropylethyl amine, and ethyl amine (1eq). The reaction was left stirring under nitrogen for 12-15 hours. The reaction was evaporated under reduced pressure and diluted with ethyl acetate. The ethyl acetate layer was washed once with water and then evaporated under reduced pressure. The crude material was purified by reverse high-pressure liquid chromatography and recovered as TFA salt after lyophilization. MS:  $MH^+$  = 466.

#### Examples 373-447

The compounds shown in the following Table 4 (Examples 373-447) were prepared from following the procedure described for Example 372.

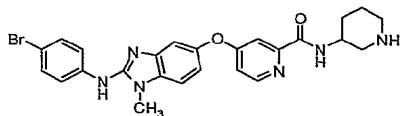
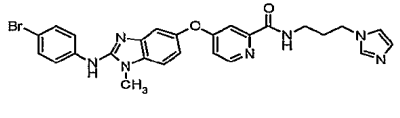
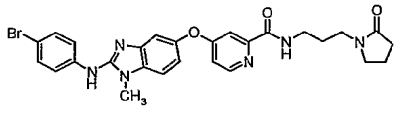
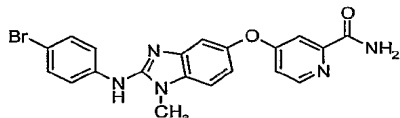
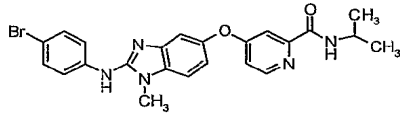
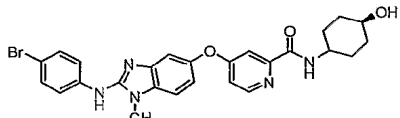
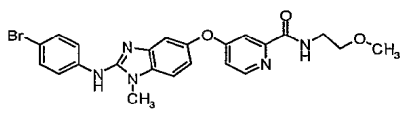
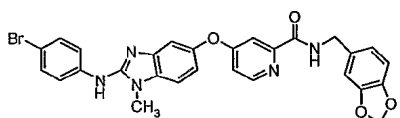
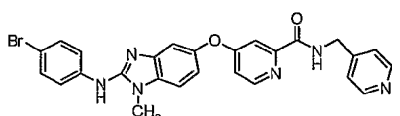
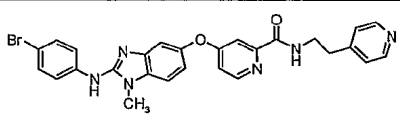
Table 4

Example	Structure	Name	$MH^+$
373		4-({2-[(4-bromophenyl)amino]-1-methyl-1H-benzimidazol-5-yl}-oxy)-N-(2-hydroxyethyl)pyridine-2-carboxamide	482

Example	Structure	Name	MH+
374		4-({2-[(4-bromophenyl)amino]-1-methyl-1H-benzimidazol-5-yl}-oxy)-N,N-dimethylpyridine-2-carboxamide	466
375		4-({2-[(4-bromophenyl)amino]-1-methyl-1H-benzimidazol-5-yl}-oxy)-N-(2,2,2-trifluoroethyl)pyridine-2-carboxamide	521
376		N-(4-bromophenyl)-1-methyl-5-{{2-(pyrrolidin-1-ylcarbonyl)pyridin-4-yl}oxy}-1H-benzimidazol-2-amine	492
377		ethyl (3R)-3-(methoxy)-4-[(4-[(2-{{4-(trifluoromethyl)phenyl}amino)-1H-benzimidazol-5-yl}oxy]pyridin-2-yl}carbonyl)amino]piperidine-1-carboxylate	599
378		4-({2-[(4-bromophenyl)amino]-1-methyl-1H-benzimidazol-5-yl}-oxy)-N-[2-(dimethylamino)ethyl]pyridine-2-carboxamide	509
379		4-({2-[(4-bromophenyl)amino]-1-methyl-1H-benzimidazol-5-yl}-oxy)-N-(tetrahydrofuran-2-ylmethyl)pyridine-2-carboxamide	522
380		4-({2-[(4-bromophenyl)amino]-1-methyl-1H-benzimidazol-5-yl}-oxy)-N-(2-morpholin-4-ylethyl)pyridine-2-carboxamide	551
381		4-({2-[(4-bromophenyl)amino]-1-methyl-1H-benzimidazol-5-yl}-oxy)-N-(piperidin-4-ylmethyl)pyridine-2-carboxamide	535
382		5-({2-[(3-aminopyrrolidin-1-yl)carbonyl]pyridin-4-yl}oxy)-N-(4-bromophenyl)-1-methyl-1H-benzimidazol-2-amine	507
383		4-({2-[(4-bromophenyl)amino]-1-methyl-1H-benzimidazol-5-yl}-oxy)-N-[1-(diphenylmethyl)azetidin-3-yl]pyridine-2-carboxamide	659



Example	Structure	Name	MH+
384		N-((3S)pyrrolidin-3-yl)(4-{2-[(4-bromophenyl)amino]-1-methylbenzimidazol-5-yloxy}(2-pyridyl))carboxamide	507.0
385		N-(2-aminoethyl)(4-{2-[(4-bromophenyl)amino]-1-methylbenzimidazol-5-yloxy}(2-pyridyl))carboxamide	481.0
386		N-((3R)pyrrolidin-3-yl)(4-{2-[(4-bromophenyl)amino]-1-methylbenzimidazol-5-yloxy}(2-pyridyl))carboxamide	507.0
387		(4-{2-[(4-bromophenyl)amino]-1-methylbenzimidazol-5-yloxy}(2-pyridyl))-N-(2-piperidylethyl)-carboxamide	549.1
388		(4-{2-[(4-bromophenyl)amino]-1-methylbenzimidazol-5-yloxy}(2-pyridyl))-N-(oxolan-2-ylmethyl)-carboxamide	522.0
389		(4-{2-[(4-bromophenyl)amino]-1-methylbenzimidazol-5-yloxy}(2-pyridyl))-N-(2-pyrrolidinylethyl)-carboxamide	535.1
390		(4-{2-[(4-bromophenyl)amino]-1-methylbenzimidazol-5-yloxy}(2-pyridyl))-N-(1,3-thiazol-2-yl)-carboxamide	521.0
391		3-aminopyrrolidinyl 4-{2-[(4-bromophenyl)amino]-1-methylbenzimidazol-5-yloxy}(2-pyridyl) ketone	507.0
392		N-[(3R,5R)-5-(methoxymethyl)pyrrolidin-3-yl](4-{2-[(4-bromophenyl)amino]-1-methylbenzimidazol-5-yloxy}(2-pyridyl))carboxamide	551.1
393		(4-{2-[(4-bromophenyl)amino]-1-methylbenzimidazol-5-yloxy}(2-pyridyl))-N-[(1-ethylpyrrolidin-2-yl)methyl]carboxamide	549.2

Example	Structure	Name	MH+
394		(4-{2-[(4-bromophenyl)amino]-1-methylbenzimidazol-5-yloxy}(2-pyridyl))-N-(3-piperidyl)-carboxamide	521.0
395		(4-{2-[(4-bromophenyl)amino]-1-methylbenzimidazol-5-yloxy}(2-pyridyl))-N-(3-imidazolylpropyl)-carboxamide	546.4
396		(4-{2-[(4-bromophenyl)amino]-1-methylbenzimidazol-5-yloxy}(2-pyridyl))-N-[3-(2-oxopyrrolidinyl)propyl]carboxamide	563.4
397		4-{2-[(4-bromophenyl)amino]-1-methylbenzimidazol-5-yloxy}-pyridine-2-carboxamide	438.1
398		(4-{2-[(4-bromophenyl)amino]-1-methylbenzimidazol-5-yloxy}(2-pyridyl))-N-(methylethyl)-carboxamide	480.3
399		(4-{2-[(4-bromophenyl)amino]-1-methylbenzimidazol-5-yloxy}(2-pyridyl))-N-(4-hydroxycyclohexyl)carboxamide	536.4
400		(4-{2-[(4-bromophenyl)amino]-1-methylbenzimidazol-5-yloxy}(2-pyridyl))-N-(2-methoxyethyl)-carboxamide	496.3
401		N-(2 h-benzo[d]1,3-dioxolen-5-ylmethyl)(4-{2-[(4-bromophenyl)amino]-1-methylbenzimidazol-5-yloxy}(2-pyridyl))carboxamide	572.4
402		(4-{2-[(4-bromophenyl)amino]-1-methylbenzimidazol-5-yloxy}(2-pyridyl))-N-(4-pyridylmethyl)-carboxamide	529.3
403		(4-{2-[(4-bromophenyl)amino]-1-methylbenzimidazol-5-yloxy}(2-pyridyl))-N-(2-(4-pyridyl)ethyl)-carboxamide	543.4

Example	Structure	Name	MH+
404		(4-{2-[(4-bromophenyl)amino]-1-methylbenzimidazol-5-yloxy}(2-pyridyl))-N-[3-(4-methylpiperazinyl)propyl]carboxamide	578.5
405		4-{2-[(4-bromophenyl)amino]-1-methylbenzimidazol-5-yloxy}(2-pyridyl) 4-(2-oxyethyl)piperazinyl ketone	551.4
406		(4-{2-[(4-bromophenyl)amino]-1-methylbenzimidazol-5-yloxy}(2-pyridyl))-N-(2-imidazol-4-ylethyl)carboxamide	532.4
407		(4-{2-[(4-bromophenyl)amino]-1-methylbenzimidazol-5-yloxy}(2-pyridyl))-N-[2-(1-methylpyrrolidin-2-yl)ethyl]carboxamide	549.1
408		(4-{2-[(4-bromophenyl)amino]-1-methylbenzimidazol-5-yloxy}(2-pyridyl))-N-(2-oxoazaperhydroepin-3-yl)carboxamide	549.1
409		(4-{2-[(4-bromophenyl)amino]-1-methylbenzimidazol-5-yloxy}(2-pyridyl))-N-(2-indol-3-ylethyl)carboxamide	581.4
410		(4-{2-[(4-bromophenyl)amino]-1-methylbenzimidazol-5-yloxy}(2-pyridyl))-N-piperidylcarboxamide	521.1
411		(4-{2-[(4-bromophenyl)amino]-1-methylbenzimidazol-5-yloxy}(2-pyridyl))-N-[2-(2-methoxyphenyl)ethyl]carboxamide	572.1
412		(4-{2-[(4-bromophenyl)amino]-1-methylbenzimidazol-5-yloxy}(2-pyridyl))-N-[2-(3-methoxyphenyl)ethyl]carboxamide	572.4
413		(4-{2-[(4-bromophenyl)amino]-1-methylbenzimidazol-5-yloxy}(2-pyridyl))-N-[2-(4-methoxyphenyl)ethyl]carboxamide	572.4

Example	Structure	Name	MH+
414		(4-{2-[(4-bromophenyl)amino]-1-methylbenzimidazol-5-yloxy}(2-pyridyl))-N-(4-methylpiperazinyl)-carboxamide	536.1
415		(4-{2-[(4-bromophenyl)amino]-1-methylbenzimidazol-5-yloxy}(2-pyridyl))-N-(2-(4-piperidyl)ethyl)-carboxamide	549.4
416		(4-{2-[(4-bromophenyl)amino]-1-methylbenzimidazol-5-yloxy}(2-pyridyl))-N-[2-(phenylamino)-ethyl]carboxamide	557.4
417		N-{2-[(4-{2-[(4-bromophenyl)amino]-1-methylbenzimidazol-5-yloxy}-2-pyridyl)carbonylamino]ethyl}acetamide	523.4
418		(4-{2-[(4-bromophenyl)amino]-1-methylbenzimidazol-5-yloxy}(2-pyridyl))-N-[2-(2-oxoimidazolidinyl)ethyl]carboxamide	550.4
419		methyl 2-[(4-{2-[(4-bromophenyl)amino]-1-methylbenzimidazol-5-yloxy}-2-pyridyl)carbonylamino]acetate	510.3
420		methyl (2S)-2-[(4-{2-[(4-bromophenyl)amino]-1-methylbenzimidazol-5-yloxy}(2-pyridyl)carbonylamino]-3-methylbutanoate	552.4
421		(2S)-2-[(4-{2-[(4-bromophenyl)amino]-1-methylbenzimidazol-5-yloxy}(2-pyridyl)carbonylamino]-3-carbamoylpropanoic acid	553.3
422		methyl 3-[(4-{2-[(4-bromophenyl)amino]-1-methylbenzimidazol-5-yloxy}-2-pyridyl)carbonylamino]propanoate	524.3
423		N-((2S)-2-aminopropyl)(4-{2-[(4-bromophenyl)amino]-1-methylbenzimidazol-5-yloxy}(2-pyridyl))carboxamide	495.3

Example	Structure	Name	MH+
424		N-((2R)-2-aminopropyl)(4-{2-[(4-bromophenyl)amino]-1-methylbenzimidazol-5-yloxy}(2-pyridyl))carboxamide	495.3
425		(4-{2-[(4-bromophenyl)amino]-1-methylbenzimidazol-5-yloxy}(2-pyridyl))-N-(pyrrolidin-2-ylmethyl)carboxamide	521.4
426		(4-{2-[(4-bromophenyl)amino]-1-methylbenzimidazol-5-yloxy}(2-pyridyl))-N-propylcarboxamide	480.3
427		(4-{2-[(4-bromophenyl)amino]-1-methylbenzimidazol-6-yloxy}(2-pyridyl))-N-methylcarboxamide	452.1
428		2-[(4-{2-[(4-bromophenyl)amino]-1-methylbenzimidazol-5-yloxy}(2-pyridyl))carbonylamino]acetic acid	496.31
429		(2S)-2-[(4-{2-[(4-bromophenyl)amino]-1-methylbenzimidazol-5-yloxy}(2-pyridyl))carbonylamino]-3-methylbutanoic acid	538.1
430		3-[(4-{2-[(4-bromophenyl)amino]-1-methylbenzimidazol-5-yloxy}(2-pyridyl))carbonylamino]propanoic acid	510.1
431		(4-{2-[(4-bromophenyl)amino]-1-methylbenzimidazol-5-yloxy}(2-pyridyl))-N-(1-methyl(4-piperidyl))carboxamide	535.1
432		(4-{2-[(4-chlorophenyl)amino]-1-methylbenzimidazol-5-yloxy}(2-pyridyl))-N-(3-methoxypropyl)carboxamide	466.1
433		(4-{2-[(4-chlorophenyl)amino]-1-methylbenzimidazol-5-yloxy}(2-pyridyl))-N-(3-imidazolylpropyl)carboxamide	502.1

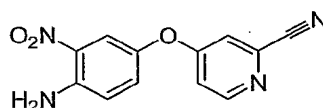
Example	Structure	Name	MH+
434		(4-{2-[(4-chlorophenyl)amino]-1-methylbenzimidazol-5-yloxy}(2-pyridyl))-N-(2-morpholin-4-ylethyl)carboxamide	507.2
435		(4-{2-[(4-chlorophenyl)amino]-1-methylbenzimidazol-5-yloxy}(2-pyridyl))-N-(2-piperidylethyl)carboxamide	505.2
436		(4-{2-[(4-chlorophenyl)amino]-1-methylbenzimidazol-5-yloxy}(2-pyridyl))-N-(3-morpholin-4-ylpropyl)carboxamide	521.2
437		(4-{2-[(4-chlorophenyl)amino]-1-methylbenzimidazol-5-yloxy}(2-pyridyl))-N-[3-(2-oxopyrrolidinyl)propyl]carboxamide	519.2
438		(4-{2-[(4-chlorophenyl)amino]-1-methylbenzimidazol-5-yloxy}(2-pyridyl))-N-[(1-ethylpyrrolidin-2-yl)methyl]carboxamide	505.2
439		N-((3R)pyrrolidin-3-yl)(4-{2-[(4-chlorophenyl)amino]-1-methylbenzimidazol-5-yloxy}(2-pyridyl))carboxamide	463.2
440		N-{2-[(4-{2-[(4-chlorophenyl)amino]-1-methylbenzimidazol-5-yloxy}-2-pyridyl)carbonylamino]ethyl}acetamide	479.2
441		(4-{2-[(4-chlorophenyl)amino]-1-methylbenzimidazol-5-yloxy}(2-pyridyl))-N-(2-imidazol-4-ylethyl)carboxamide	488.2

Example	Structure	Name	MH+
442		(4-{2-[(4-chlorophenyl)amino]-1-methylbenzimidazol-5-yloxy}(2-pyridyl))-N-[2-(1-methylpyrrolidin-2-yl)ethyl]carboxamide	505.2
443		N-[(3R,5R)-5-(methoxymethyl)pyrrolidin-3-yl](4-{2-[(4-chlorophenyl)amino]-1-methylbenzimidazol-5-yloxy}(2-pyridyl))carboxamide	507.2
444		(2S)-2-[(4-{2-[(4-chlorophenyl)amino]-1-methylbenzimidazol-5-yloxy}(2-pyridyl))carbonylamino]propanoic acid	466.1
445		N-(2,3-dihydroxypropyl)(4-{2-[(4-chlorophenyl)amino]-1-methylbenzimidazol-5-yloxy}(2-pyridyl))carboxamide	468.1
446		N-((3S)pyrrolidin-3-yl)(4-{2-[(4-chlorophenyl)amino]-1-methylbenzimidazol-5-yloxy}(2-pyridyl))carboxamide	463.2
447 (synthesis as in Ex 120a)		(4-{2-[(2-methoxyphenyl)amino]-1-methylbenzimidazol-5-yloxy}(2-pyridyl))-N-methylcarboxamide	404.1
448 (synthesis as in Ex 483)		4-[(2-{[3-(2-fluoropyridin-4-yl)-4-methylphenyl]amino}-1-methyl-1H-benzimidazol-5-yl)oxy]-N-[2-(4-methylpiperazin-1-yl)ethyl]pyridine-2-carboxamide	595.7
448 (synthesis as in Ex 483)		4-[(2-{[3-(2-fluoropyridin-4-yl)-4-methylphenyl]amino}-1-methyl-1H-benzimidazol-5-yl)oxy]-N-(2-pyrrolidin-1-ylethyl)pyridine-2-carboxamide	566.7

Example 450

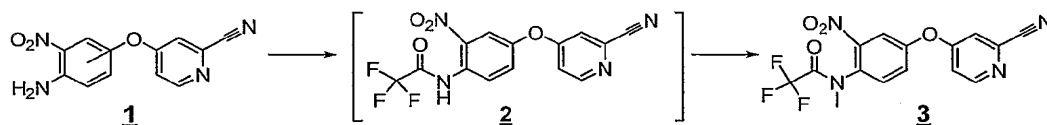
Preparation of (4-Chloro-phenyl)-{5-[2-(4,5-dihydro-1H-imidazol-2-yl)-pyridin-4-yloxy]-1-methyl-1H-benzoimidazol-2-yl}-amine

5 Step 1. Synthesis of 4-(4-Amino-3-nitro-phenoxy)-pyridine-2-carbonitrile:



Potassium carbonate (9.00g) was dried *in vacuo* with heating, cooled to RT under nitrogen. 4-amino-3-nitrophenol (3.355 g), 4-chloro-2-cyanopyridine (3.00 g) and DMSO (30 mL, anhydrous) were added. The system was stirred under nitrogen as it was heated  
10 to 103°C, and held at this temperature 1 hr. The reaction was then cooled to RT, poured onto ice/H<sub>2</sub>O (500 mL) the precipitate was collected, washed (H<sub>2</sub>O), dissolved (EtOAc), dried (Na<sub>2</sub>SO<sub>4</sub>), filtered and stripped to a solid. This was suspended (Et<sub>2</sub>O), collected, air-dried 4.1015 g (73.5%) a second crop was collected (0.5467 gm, 10%). M/z=257 (M+1)

15 Step 2. Synthesis of N-[4-(2-Cyano-pyridin-4-yloxy)-2-nitro-phenyl]-2,2,2-trifluoro-N-methyl-acetamide:



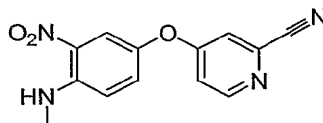
Potassium carbonate (1.6g) was dried *in vacuo* with heating, cooled to RT and suspended in dichloromethane (30 mL) with 4-(4-amino-3-nitro-phenoxy)-pyridine-2-  
20 carbonitrile (2.005 gm) under nitrogen. This was cooled to 0°C and TFAA (2.2mL) was added, neat. The starting material goes into solution rapidly as addition is made. After 10 min at 0°C, the mixture was diluted with dichloromethane, washed (H<sub>2</sub>O, aq NaCl), dried (K<sub>2</sub>CO<sub>3</sub>), filtered and stripped to a yellow foam. M/z=353 (M+1) The product was used without purification.

25 Iodomethane (0.53 mL) was added to a suspension of potassium carbonate (1.858 g) in DMF (30 mL containing compound **2** (~7.8 mmole) under nitrogen. The



suspension stirred at RT overnight, then poured onto H<sub>2</sub>O (300 mL), extracted (Et<sub>2</sub>O, 3x 150 mL), the combined extracts were washed (H<sub>2</sub>O, aq. NaCl), dried (potassium carbonate), filtered and stripped to an orange oil (7.4922 g). M/z=367 (M+1)

Step 3. Synthesis of 4-(4-Methylamino-3-nitro-phenoxy)-pyridine-2-carbonitrile:

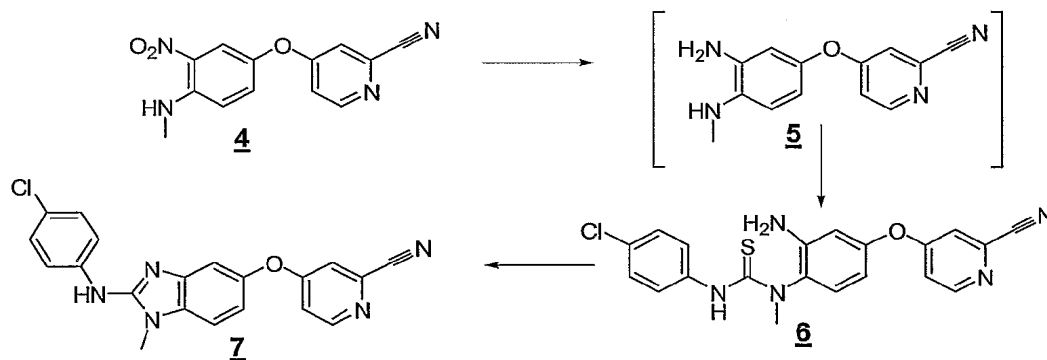


5

NaOH (1 mL, 1N aq) was added dropwise to a solution of N-[4-(2-cyano-pyridin-4-yloxy)-2-nitro-phenyl]-2,2,2-trifluoro-N-methyl-acetamide (440 mg) in ethanol (6 mL) at RT. After 40 min, the mixture was diluted with H<sub>2</sub>O (20 mL) and cooled to 0°C. Bright orange crystals were collected, washed (H<sub>2</sub>O) and air-dried 311.1 mg (94%).

10 M/z=271 (M+1)

Step 4. Synthesis of 4-[2-(4-Chloro-phenylamino)-1-methyl-1H-benzimidazol-5-yloxy]-pyridine-2-carbonitrile:



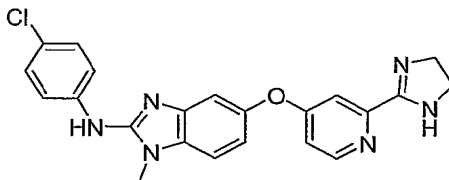
Palladium on carbon (46 mg 10% w/w) was suspended in MeOH (2 mL) under nitrogen. The resulting suspension was added, under nitrogen, to a suspension of 4-(4-methylamino-3-nitro-phenoxy)-pyridine-2-carbonitrile (311 mg) in MeOH (3mL) at RT. The atmosphere was exchanged with hydrogen, and the system stirred vigorously under 1 atm hydrogen for 1 hr. The atmosphere was then exchanged for nitrogen, the mixture was filtered (celite) and the filtrate was used without further purification in the next reaction. M/z=2421 (M+1).

20

4-chlorophenylisothiocyanate (200 mg) was added to a solution of compound 5 in MeOH (10 mL). The solution was stirred at reflux for 2 hrs. Iodomethane (71 microliters) was added, and stirring continued at 67°C, overnight. The mixture was then cooled to RT evaporated to dryness, and the residue chromatographed (0.5% NH<sub>4</sub>OH, 5% MeOH, 94.5% dichloromethane on silica gel) to isolate a compound of R<sub>f</sub>=0.29 (325 mg). This was crystallized from dichloromethane/ether to give 127 mg. M/z=376 (M+1)

	1HNMR (MeOH-d <sub>4</sub> )			
10	9.40ppm	s(b)		(1H)
	8.55ppm	d,d	H=5.7, 0.6Hz	(1H)
	7.62ppm	m		(2 h)
	7.42 ppm	d,d	J=2.5, 0.6Hz	(1H)
	7.43 ppm	d		(1H)
15	7.37 ppm	m		(2 h)
	7.21 ppm	d	J=2.0Hz	(1H)
	7.15 ppm	d,d	J=5.9, 2.5Hz	(1H)
	6.97 ppm	d,d	J=8.4,2.2 hz	(1H)
	3.80 ppm	s		(3H)

20 Step 5. Synthesis of (4-Chloro-phenyl)-{5-[2-(4,5-dihydro-1H-imidazol-2-yl)-pyridin-4-yloxy]-1-methyl-1H-benzimidazol-2-yl}-amine:



H<sub>2</sub>SO<sub>4</sub> (454 mg) was added cautiously to a suspension of 4-[2-(4-chlorophenylamino)-1-methyl-1H-benzimidazol-5-yloxy]-pyridine-2-carbonitrile (60.0 mg) in ethylenediamine (0.50 mL). The system was shaken at room temperature for 72 hrs, then poured onto ice/NaHCO<sub>3</sub>. The solid product was collected, washed (H<sub>2</sub>O) air-dried 59.8 mg. M/z=419 (M+1).

#### Example 451

#### Synthesis of (4-{2-[4-(4-bromophenyl)amino]benzoxazol-5-yloxy}-(2-pyridyl))-N-methylcarboxamide

30

Step 1. Synthesis of 2-amino-4-methoxyphenol

The mixture containing 4-methoxy-2-nitrophenol in methanol with catalytic amount of 10%Pd/C was hydrogenated until disappearance of yellow color to yield 2-amino-4-methoxyphenol. MS: MH<sup>+</sup> = 140.

Step 2. Synthesis of 5-methoxybenzoxazole-2-thiol

5 The mixture containing 2-amino-4-methoxyphenol(1eq) and O-ethylxanthic acid, potassium salt (1.1eq) in pyridine was refluxed for two hours. The resultant mixture was poured in to ice/water containing hydrochloric acid to yield a 5-methoxybenzoxazole-2-thiol as a tan solid. MS: MH<sup>+</sup> = 182

Step 3. Synthesis of 2-chloro-5-methoxybenzoxazole

10 The mixture containing 5-methoxybenzoxazole-2-thiol was heated in thionyl chloride with a drop of DMF. The resultant mixture was concentrated and partitioned between ethyl acetate and water. The organic layer was washed with brine and dried and concentrated. Purification on a silica gel column gave 2-chloro-5-methoxybenzoxazole as a white solid. MS: MH<sup>+</sup> = 184.

15 Step 4. Synthesis of (4-bromophenyl)(5-methoxybenzoxazol-2-yl)amine

The mixture containing 2-chloro-5-methoxybenzoxazole(1eq), 4-bromoaniline (2eq) and diisopropylethylamine was refluxed in dimethylformamide. The resultant mixture was concentrated and partitioned between ethyl acetate and water. The organic layer was washed with brine and dried. Purification on silica gel gave (4-bromo-  
20 phenyl)(5-methoxybenzoxazol-2-yl)amine. MS: MH<sup>+</sup> = 318

Step 5. Synthesis of 2-[(4-bromophenyl)amino]benzoxazol-5-ol

The mixture of (4-bromophenyl)(5-methoxybenzoxazol-2-yl)amine and hydrobromic acid (48%) was subjected to the microwave at 150°C for 6mins to yield 2-[(4-bromophenyl)amino]benzoxazol-5-ol. MS: MH<sup>+</sup> = 305

25 Step 6. Synthesis of (4-{2-[(4-bromophenyl)amino]benzoxazol-5-yloxy}-(2-pyridyl))-N-methylcarboxamide

The mixture containing 2-[(4-bromophenyl)amino]benzoxazol-5-ol (1eq), potassium bis(trimethylsilyl)amide (4eq), was stirred in dimethylformamide for 30 min at room temperature. To this mixture was added (4-chloro(2-pyridyl)-N-methyl-  
30 carboxamide (1eq) and Potassium carbonate (1.2eq) and microwaved for 6 mins at 150°C. The reaction mixture was then concentrated and partitioned between ethyl acetate and water. The organic layer was separated and washed with brine, dried, filtered and concentrated. Purification on Prep LC yielded the desired product. MS: MH<sup>+</sup> = 439.

The compounds shown in the following Table 5 (Examples 452-481) were prepared from following the procedure described for Examples 449-451.

Table 5

Example	Structure	Name	MH+
452		N-(2-aminoethyl)-4-({2-[(4-bromophenyl)amino]-1,3-benzoxazol-5-yl}oxy)pyridine-2-carboxamide	469.3
453		4-({2-[(4-bromophenyl)amino]-1,3-benzoxazol-5-yl}oxy)-N-(2-morpholin-4-ylethyl)pyridine-2-carboxamide	539.4
454		4-({2-[(4-bromophenyl)amino]-1,3-benzoxazol-5-yl}oxy)-N-[(3R)-pyrrolidin-3-yl]pyridine-2-carboxamide	495.3
455		4-({2-[(4-bromophenyl)amino]-1,3-benzoxazol-5-yl}oxy)-N-[(3R,5R)-5-[(methoxy)methyl]pyrrolidin-3-yl]pyridine-2-carboxamide	539.4
456		4-({2-[(4-chlorophenyl)amino]-1,3-benzoxazol-5-yl}oxy)-N-methylpyridine-2-carboxamide	395.8
457		4-({2-[(3,5-difluorophenyl)amino]-1,3-benzoxazol-5-yl}oxy)-N-methylpyridine-2-carboxamide	397.4
458		N-methyl-4-[(2-{[2-(trifluoromethyl)phenyl]amino}-1,3-benzoxazol-5-yl)oxy]pyridine-2-carboxamide	429.4
459		4-({2-[(2-fluorophenyl)amino]-1,3-benzoxazol-5-yl}oxy)-N-methylpyridine-2-carboxamide	379.4

Example	Structure	Name	MH+
460		4-({2-[(2,6-difluorophenyl)amino]-1,3-benzoxazol-5-yl}oxy)-N-methylpyridine-2-carboxamide	397.4
461		N-methyl-4-[(2-{[3-(trifluoromethyl)phenyl]amino}-1,3-benzoxazol-5-yl)oxy]pyridine-2-carboxamide	429.4
462		4-({2-[(2-chlorophenyl)amino]-1,3-benzoxazol-5-yl}oxy)-N-methylpyridine-2-carboxamide	395.8
463		4-({2-[(2-ethylphenyl)amino]-1,3-benzoxazol-5-yl}oxy)-N-methylpyridine-2-carboxamide	389.4
464		N-methyl-4-[(2-{[4-(1-methylethyl)phenyl]amino}-1,3-benzoxazol-5-yl)oxy]pyridine-2-carboxamide	403.5
465		4-({2-[(3-chlorophenyl)amino]-1,3-benzoxazol-5-yl}oxy)-N-methylpyridine-2-carboxamide	395.8
466		N-methyl-4-{{2-}({4-[(trifluoromethyl)oxy]phenyl}amino)-1,3-benzoxazol-5-yl}oxy}pyridine-2-carboxamide	445.4
467		N-methyl-4-[(2-{[2-(1-methylethyl)phenyl]amino}-1,3-benzoxazol-5-yl)oxy]pyridine-2-carboxamide	403.5
468		4-({2-[(3,4-dichlorophenyl)amino]-1,3-benzoxazol-5-yl}oxy)-N-methylpyridine-2-carboxamide	430.3

Example	Structure	Name	MH+
469		4-({2-[(4-ethylphenyl)amino]-1,3-benzoxazol-5-yl}oxy)-N-methylpyridine-2-carboxamide	389.4
470		4-[(2-{[4-(1-methylethyl)phenyl]amino}-1,3-benzoxazol-5-yl)oxy]-N-[(3R)-pyrrolidin-3-yl]pyridine-2-carboxamide	458.5
471		4-({2-[(2,5-dimethylphenyl)amino]-1,3-benzoxazol-5-yl}oxy)-N-methylpyridine-2-carboxamide	389.4
472		4-({2-[(4-bromophenyl)(methyl)amino]-1,3-benzoxazol-5-yl}oxy)-N-methylpyridine-2-carboxamide	454.3
473		N-methyl-4-{{2-(phenylamino)-1,3-benzoxazol-5-yl}oxy}pyridine-2-carboxamide	361.4
474		4-[(2-{[4-(dimethylamino)phenyl]amino}-1,3-benzoxazol-5-yl)oxy]-N-methylpyridine-2-carboxamide	404.4
475		4-[(2-{[4-(4-ethylpiperazin-1-yl)phenyl]amino}-1,3-benzoxazol-5-yl)oxy]-N-methylpyridine-2-carboxamide	473.5
476		4-({2-[(4-butylphenyl)amino]-1,3-benzoxazol-5-yl}oxy)-N-methylpyridine-2-carboxamide	417.5
477		N-methyl-4-[(2-{[4-(phenyloxy)phenyl]amino}-1,3-benzoxazol-5-yl)oxy]pyridine-2-carboxamide	453.5

Example	Structure	Name	MH+
478		4-[(2-{{4-(1-methylethyl)phenyl}amino}-1,3-benzoxazol-5-yl)oxy]-N-(2-morpholin-4-ylethyl)pyridine-2-carboxamide	502.6
479		N-[1-(1-methylethyl)azetidin-3-yl]-4-[(2-{{4-(1-methylethyl)phenyl}amino}-1,3-benzoxazol-5-yl)oxy]pyridine-2-carboxamide	486.6
480		4-({2-[[4-bromo-3-fluorophenyl]amino]-1,3-benzoxazol-5-yl}oxy)-N-methylpyridine-2-carboxamide	458.3
481		4-[(2-{{4-(1-methylethyl)phenyl}amino}-1,3-benzoxazol-5-yl)oxy]-N-[2-(2-oxoimidazolidin-1-yl)ethyl]pyridine-2-carboxamide	501.6

#### Example 482

##### Synthesis of [4-(2-{{4-(dimethylamino)phenyl}amino)-1-methylbenzimidazol-5-yloxy}(2-pyridyl)]-N-(2-pyrrolidinylethyl)carboxamide

- 5 Step 1. Synthesis of 4-(2-{{4-(dimethylamino)phenyl}amino)-1-methylbenzimidazol-5-yloxy}pyridine-2-carboxylic acid
- To tert-butyl 4-[3-amino-4-(methylamino)phenoxy]pyridine-2-carboxylate (1eq) in methanol was added 4-(dimethylamino)benzenethiocyanate (1eq) and stir at ambient temperature for 16 h. Formation of the corresponding thiourea was followed by LC/MS.
- 10 The mixture was then concentrated and to it was added tetrahydrofuran and 1-ethyl-(3-dimethylaminopropyl)carbodiimide hydrochloride (2eq) and stir at ambient temperature for 16 h. tert-butyl 4-(2-{{4-(dimethylamino)phenyl}amino)-1-methylbenzimidazol-5-yloxy}pyridine-2-carboxylate crashes out of the reaction mixture. To it in methylene chloride was added trifluoroacetic acid and stirred at ambient temperature overnight.
- 15 Resulting 4-(2-{{4-(dimethylamino)phenyl}amino)-1-methylbenzimidazol-5-yloxy}pyridine-2-carboxylic acid was purified by preparative chromatography. MS: MH<sup>+</sup> = 403.

Step 2. Synthesis of [4-(2-{[4-(dimethylamino)phenylamino]-1-methylbenzimidazol-5-yloxy}(2-pyridyl)]-N-(2-pyrrolidinyloxy)carboxamide:

To 4-(2-{[4-(dimethylamino)phenylamino]-1-methylbenzimidazol-5-yloxy)-pyridine-2-carboxylic acid (1eq) in tetrahydrofuran was added 2-pyrrolidinyloxyethylamine (2eq), HBTU (2eq) and N,N-diisopropylethylamine (4eq) and stir at ambient temperature for 16 h. The mixture was then concentrated and partitioned between ethyl acetate and water. The organic layer was concentrated and preparative chromatography yielded [4-(2-{[4-(dimethylamino)phenylamino]-1-methylbenzimidazol-5-yloxy}(2-pyridyl)]-N-(2-pyrrolidinyloxy)carboxamide. MS:  $MH^+$  = 498.

10

#### Example 483

#### Synthesis of [4-(2-{[4-bromo-3-methylphenylamino]-1-methylbenzimidazol-5-yloxy}(2-pyridyl)]-N-(2-pyrrolidinyloxy)carboxamide

Step 1. Synthesis of 4-{2-[(4-bromo-3-methylphenylamino)-1-methylbenzimidazol-5-yloxy]pyridine-2-carboxylic acid

15

To tert-butyl 4-[3-amino-4-(methylamino)phenoxy]pyridine-2-carboxylate (1eq) in methanol was added 4-bromo-3-methylbenzenethiocyanate (1eq) and stir at ambient temperature for 16 h. Formation of the corresponding thiourea was followed by LC/MS. To it was then added iodomethane (1eq) and heated to 60°C for 2 h. Formation of tert-butyl 4-(2-{[4-bromo-3-methylphenylamino]-1-methylbenzimidazol-5-yloxy}pyridine-2-carboxylate was followed by LC/MS. To it in methylene chloride was added trifluoroacetic acid and stirred at ambient temperature overnight. Resulting 4-(2-{[4-bromo-3-methylphenylamino]-1-methylbenzimidazol-5-yloxy}pyridine-2-carboxylic acid was purified by preparative chromatography. MS:  $MH^+$  = 452

20

Step 2. Synthesis of [4-(2-{[4-bromo-3-methylphenylamino]-1-methylbenzimidazol-5-yloxy}(2-pyridyl)]-N-(2-pyrrolidinyloxy)carboxamide

25

To 4-(2-{[4-bromo-3-methylphenylamino]-1-methylbenzimidazol-5-yloxy)-pyridine-2-carboxylic acid (1eq) in tetrahydrofuran was added 2-pyrrolidinyloxyethylamine (2eq), HBTU (2eq) and N,N-diisopropylethylamine (4eq) and stir at ambient temperature for 16 h. The mixture was then concentrated and partitioned between ethyl acetate and water. The organic layer was concentrated and preparative chromatography yielded [4-(2-{[4-bromo-3-methylphenylamino]-1-methylbenzimidazol-5-yloxy}(2-pyridyl)]-N-(2-pyrrolidinyloxy)carboxamide. MS:  $MH^+$  = 549.

30



Example 484Synthesis of [4-(2-{[2-fluoro-5-(trifluoromethyl)phenyl]amino}-1-methylbenzimidazol-5-yloxy)(2-pyridyl)]-N-(2-pyrrolidinyloxy)carboxamide

Step 1. Synthesis of 4-{2-[(2-fluoro-5-(trifluoromethyl)phenyl)amino]-1-methylbenzimidazol-5-yloxy}pyridine-2-carboxylic acid

To tert-butyl 4-[3-amino-4-(methylamino)phenoxy]pyridine-2-carboxylate (1eq) in methanol was added 2-fluoro-5-(trifluoromethyl)benzeneisothiocyanate (1eq) and stir at ambient temperature for 16 h. Formation of the corresponding thiourea was followed by LC/MS. To it was then added iodomethane (1eq) and heated to 60°C for 2 h. Formation of tert-butyl 4-(2-{[2-fluoro-5-(trifluoromethyl)phenyl]amino}-1-methylbenzimidazol-5-yloxy)pyridine-2-carboxylate was followed by LC/MS. To it in methylene chloride was added trifluoroacetic acid and stirred at ambient temperature overnight. Resulting 4-(2-{[2-fluoro-5-(trifluoromethyl)phenylamino]-1-methylbenzimidazol-5-yloxy}pyridine-2-carboxylic acid was purified by preparative chromatography. MS:  $MH^+$  = 446.

Step 2. Synthesis of [4-(2-{[2-fluoro-5-(trifluoromethyl)phenyl]amino}-1-methylbenzimidazol-5-yloxy)(2-pyridyl)]-N-(2-pyrrolidinyloxy)carboxamide:

To 4-(2-{[2-fluoro-5-(trifluoromethyl)phenylamino]-1-methylbenzimidazol-5-yloxy}pyridine-2-carboxylic acid (1eq) in tetrahydrofuran was added 2-pyrrolidinylethylamine (2eq), HBTU (2eq) and N,N-diisopropylethylamine (4eq) and stir at ambient temperature for 16 h. The mixture was then concentrated and partitioned between ethyl acetate and water. The organic layer was concentrated and preparative chromatography yielded [4-(2-{[2-fluoro-5-(trifluoromethyl)phenyl]amino}-1-methylbenzimidazol-5-yloxy)(2-pyridyl)]-N-(2-pyrrolidinyloxy)carboxamide. MS:  $MH^+$  = 542.

Example 485Synthesis of [4-(2-{[4-bromo-3-fluorophenyl]amino}-1-methylbenzimidazol-5-yloxy)(2-pyridyl)]-N-(2-piperidylethyl)carboxamide

Step 1. Synthesis of 4-{2-[(4-bromo-3-fluorophenyl)amino]-1-methylbenzimidazol-5-yloxy}pyridine-2-carboxylic acid

To tert-butyl 4-[3-amino-4-(methylamino)phenoxy]pyridine-2-carboxylate (1eq) in methanol was added 4-bromo-3-fluorobenzeneisothiocyanate (1eq) and stir at ambient temperature for 16 h. Formation of the corresponding thiourea was followed by LC/MS. To it was then added iodomethane (1eq) and heated to 60°C for 2 h. Formation of tert-

butyl-4-(2-{{[4-bromo-3-fluorophenyl]amino)-1-methylbenzimidazol-5-yloxy}pyridine-2-carboxylate was followed by LC/MS. To it in methylene chloride was added trifluoroacetic acid and stirred at ambient temperature overnight. Resulting 4-(2-{{[4-bromo-3-fluorophenylamino)-1-methylbenzimidazol-5-yloxy}pyridine-2-carboxylic acid was purified by preparative chromatography. MS:  $MH^+$  = 456.

Step 2. Synthesis of [4-(2-{{[4-bromo-3-fluorophenyl]amino)-1-methylbenzimidazol-5-yloxy}(2-pyridyl)]-N-(2-piperidylethyl)carboxamide:

To 4-(2-{{[4-bromo-3-fluorophenylamino)-1-methylbenzimidazol-5-yloxy}pyridine-2-carboxylic acid (1eq) in tetrahydrofuran was added 2-piperidylethylamine (2eq), HBTU (2eq) and N,N-diisopropylethylamine (4eq) and stir at ambient temperature for 16 h. The mixture was then concentrated and partitioned between ethyl acetate and water. The organic layer was concentrated and preparative chromatography yielded [4-(2-{{[4-bromo-3-fluorophenyl]amino)-1-methylbenzimidazol-5-yloxy}(2-pyridyl)]-N-(2-piperidylethyl)-carboxamide. MS:  $MH^+$  = 567.

15

#### Example 486

#### Synthesis of 4-{{1-methyl-2-[(4-methylphenyl)amino)-1-methylbenzimidazol-5-yloxy}(2-pyridyl)]-N-(2-pyrrolidinylethyl)carboxamide

Step 1. Synthesis of 4-{{1-methyl-2-[(4-methylphenyl)amino]benzimidazol-5-yloxy}pyridine-2-carboxylic acid

To tert-butyl-4-[3-amino-4-(methylamino)phenoxy]pyridine-2-carboxylate (1eq) in methanol was added 4-methylbenzeneisothiocyanate (1eq) and stir at ambient temperature for 16 h. Formation of the corresponding thiourea was followed by LC/MS. To it was then added iodomethane (1eq) and heated to 60°C for 2 h. Formation of tert-butyl-4-{{1-methyl-2-[(4-methylphenyl)amino]benzimidazol-5-yloxy}pyridine-2-carboxylate was followed by LC/MS. To it in methylene chloride was added trifluoroacetic acid and stirred at ambient temperature overnight. Resulting 4-{{1-methyl-2-[(4-methylphenyl)amino]benzimidazol-5-yloxy}pyridine-2-carboxylic acid was purified by preparative chromatography. MS:  $MH^+$  = 374.

Step 2. Synthesis of 4-{{1-methyl-2-[(4-methylphenyl)amino)-1-methylbenzimidazol-5-yloxy}(2-pyridyl)]-N-(2-pyrrolidinylethyl)carboxamide

To 4-{{1-methyl-2-[(4-methylphenyl)amino]benzimidazol-5-yloxy}pyridine-2-carboxylic acid (1eq) in tetrahydrofuran was added 2-pyrrolidinylethylamine (2eq),

HBTU (2eq) and N,N-diisopropylethylamine (4eq) and stir at ambient temperature for 16 h. The mixture was then concentrated and partitioned between ethyl acetate and water. The organic layer was concentrated and preparative chromatography yielded 4-{1-methyl-2-[(4-methylphenyl)amino-1-methylbenzimidazol-5-yloxy](2-pyridyl)]-N-2(2-pyrrolidinyloxy)carboxamide. MS:  $MH^+$  = 470.

Example 487

Synthesis of [4-(2-{[4-ethylphenyl]amino-1-methylbenzimidazol-5-yloxy}(2-pyridyl)]-N-(2-pyrrolidinyloxy)carboxamide

Step 1. Synthesis of 4-{2-[(4-ethylphenyl)amino]-1-methylbenzimidazol-5-yloxy}pyridine-2-carboxylic acid

To tert-butyl 4-[3-amino-4-(methylamino)phenoxy]pyridine-2-carboxylate (1eq) in methanol was added 4-ethylbenzeneisothiocyanate (1eq) and stir at ambient temperature for 16 h. Formation of the corresponding thiourea was followed by LC/MS. To it was then added iodomethane (1eq) and heated to 60°C for 2 h. Formation of tert-butyl 4-(2-{[4-ethylphenyl]amino)-1-methylbenzimidazol-5-yloxy}pyridine-2-carboxylate was followed by LC/MS. To it in methylene chloride was added trifluoroacetic acid and stirred at ambient temperature overnight. Resulting 4-(2-{[4-ethylphenylamino)-1-methylbenzimidazol-5-yloxy}pyridine-2-carboxylic acid was purified by preparative chromatography. MS:  $MH^+$  = 388.

Step 2. Synthesis of [4-(2-{[4-ethylphenyl]amino-1-methylbenzimidazol-5-yloxy}(2-pyridyl)]-N-(2-pyrrolidinyloxy)carboxamide

To 4-(2-{[4-ethylphenylamino)-1-methylbenzimidazol-5-yloxy}pyridine-2-carboxylic acid (1eq) in tetrahydrofuran was added 2-pyrrolidinyloxyethylamine (2eq), HBTU (2eq) and N,N-diisopropylethylamine (4eq) and stir at ambient temperature for 16 h. The mixture was then concentrated and partitioned between ethyl acetate and water. The organic layer was concentrated and preparative chromatography yielded [4-(2-{[4-ethylphenyl]amino-1-methylbenzimidazol-5-yloxy}(2-pyridyl)]-N-(2-pyrrolidinyloxy)carboxamide. MS:  $MH^+$  = 484.

Example 488Synthesis of [4-(2-{[3-(tert-butyl)phenyl]amino}-1-methyl-benzimidazol-5-yloxy)(2-pyridyl)]-N-(2-piperidylethyl)carboxamide

Step 1. Synthesis of 4-{2-[[3-(tert-butyl)phenyl]amino]-1-methylbenzimidazol-5-yloxy}pyridine-2-carboxylic acid

To tert-butyl 4-[3-amino-4-(methylamino)phenoxy]pyridine-2-carboxylate (1eq) in methanol was added 3-(tert-butyl)benzeneisothiocyanate (1eq) and stir at ambient temperature for 16 h. Formation of the corresponding thiourea was followed by LC/MS. To it was then added iodomethane (1eq) and heated to 60°C for 2 h. Formation of tert-butyl 4-(2-{[3-(tert-butyl)phenyl]amino}-1-methylbenzimidazol-5-yloxy)pyridine-2-carboxylate was followed by LC/MS. To it in methylene chloride was added trifluoroacetic acid and stirred at ambient temperature overnight. Resulting 4-(2-{[3-(tert-butyl)phenylamino]-1-methylbenzimidazol-5-yloxy}pyridine-2-carboxylic acid was purified by preparative chromatography. MS:  $MH^+$  = 416.

Step 2. Synthesis of [4-(2-{[3-(tert-butyl)phenyl]amino}-1-methylbenzimidazol-5-yloxy)(2-pyridyl)]-N-(2-piperidylethyl)carboxamide

To 4-(2-{[3-(tert-butyl)phenylamino]-1-methylbenzimidazol-5-yloxy}pyridine-2-carboxylic acid (1eq) in tetrahydrofuran was added 2-piperidylethylamine (2eq), HBTU (2eq) and N,N-diisopropylethylamine (4eq) and stir at ambient temperature for 16 h. The mixture was then concentrated and partitioned between ethyl acetate and water. The organic layer was concentrated and preparative chromatography yielded [4-(2-{[3-(tert-butyl)phenyl]amino}-1-methylbenzimidazol-5-yloxy)(2-pyridyl)]-N-(2-piperidylethyl)-carboxamide. MS:  $MH^+$  = 512.

Example 489Synthesis of [4-(2-{[4-chloro-3-(trifluoromethyl)phenyl]amino}-1-methyl-benzimidazol-5-yloxy)(2-pyridyl)]-N-(2-piperidylethyl)carboxamide

Step 1. Synthesis of 4-{2-[[4-chloro-3-(trifluoromethyl)phenyl]amino]-1-methylbenzimidazol-5-yloxy}pyridine-2-carboxylic acid

To tert-butyl 4-[3-amino-4-(methylamino)phenoxy]pyridine-2-carboxylate (1eq) in methanol was added 4-chloro-3-(trifluoromethyl)benzeneisothiocyanate (1eq) and stir at ambient temperature for 16 h. Formation of the corresponding thiourea was followed by LC/MS. To it was then added iodomethane (1eq) and heated to 60°C for 2 h. Formation

of tert-butyl 4-(2-{{4-chloro-3-(trifluoromethyl)phenyl}amino}-1-methylbenzimidazol-5-yloxy)pyridine-2-carboxylate was followed by LC/MS. To it in methylene chloride was added trifluoroacetic acid and stirred at ambient temperature overnight. Resulting 4-(2-{{4-chloro-3-(trifluoromethyl)phenyl}amino}-1-methylbenzimidazol-5-yloxy)pyridine-2-carboxylic acid was purified by preparative chromatography. MS:  $MH^+$  = 462.

Step 2. Synthesis of [4-(2-{{4-chloro-3-(trifluoromethyl)phenyl}amino}-1-methylbenzimidazol-5-yloxy)(2-pyridyl)]-N-(2-piperidylethyl)carboxamide

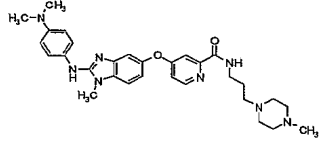
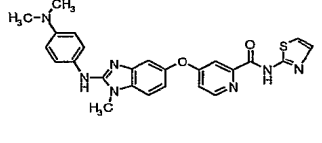
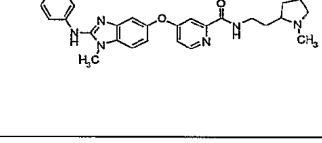
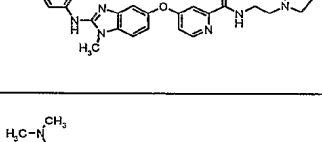
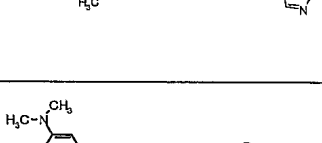
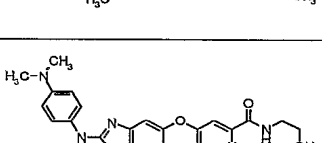

To 4-(2-{{4-chloro-3-(trifluoromethyl)phenyl}amino}-1-methylbenzimidazol-5-yloxy)pyridine-2-carboxylic acid (1eq) in tetrahydrofuran was added 2-piperidylethylamine (2eq), HBTU (2eq) and N,N-diisopropylethylamine (4eq) and stir at ambient temperature for 16 h. The mixture was then concentrated and partitioned between ethyl acetate and water. The organic layer was concentrated and preparative chromatography yielded [4-(2-{{4-chloro-3-trifluoromethylphenyl}amino}-1-methylbenzimidazol-5-yloxy)(2-pyridyl)]-N-(2-piperidylethyl)carboxamide. MS:  $MH^+$  = 558.

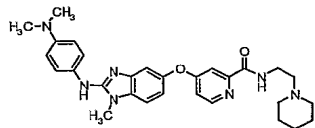
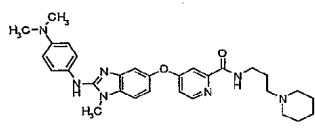
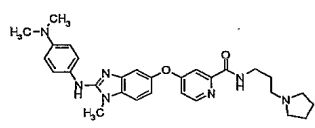
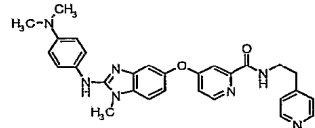
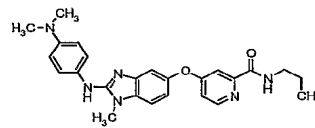
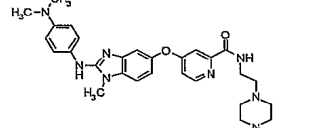
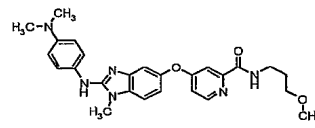
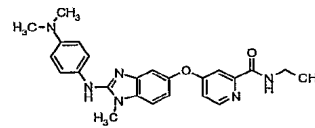
Each of the compounds 490-626 listed below in Table 6, were synthesized as indicated in the right hand column by the method described in one of the Examples 482-489.

20

Table 6

Example	Molecular Structure	Name	MH+	Synthesized as in Example:
490		4-[(2-{{4-(dimethylamino)phenyl}amino}-1-methyl-1H-benzimidazol-5-yl)oxy]-N-[(1-ethylpyrrolidin-2-yl)methyl]pyridine-2-carboxamide	514.6	482
491		4-[(2-{{4-(dimethylamino)phenyl}amino}-1-methyl-1H-benzimidazol-5-yl)oxy]-N-(2-morpholin-4-ylethyl)pyridine-2-carboxamide	516.6	482

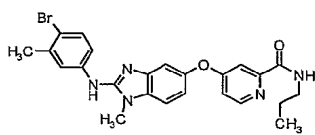
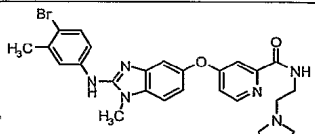
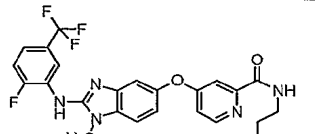
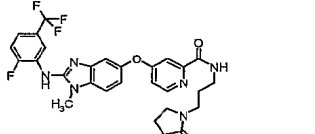
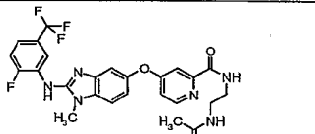
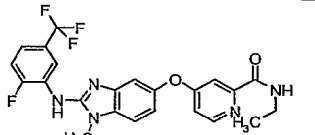
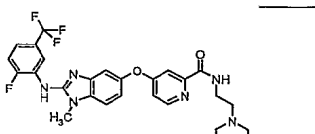
Example	Molecular Structure	Name	MH+	Synthesized as in Example:
492		4-[(2-{[4-(dimethylamino)phenyl]amino}-1-methyl-1H-benzimidazol-5-yl)oxy]-N-[3-(4-methylpiperazin-1-yl)propyl]pyridine-2-carboxamide	543.7	482
493		4-[(2-{[4-(dimethylamino)phenyl]amino}-1-methyl-1H-benzimidazol-5-yl)oxy]-N-1,3-thiazol-2-ylpyridine-2-carboxamide	486.6	482
494		4-[(2-{[4-(dimethylamino)phenyl]amino}-1-methyl-1H-benzimidazol-5-yl)oxy]-N-[2-(1-methylpyrrolidin-2-yl)ethyl]pyridine-2-carboxamide	514.6	482
495		4-[(2-{[4-(dimethylamino)phenyl]amino}-1-methyl-1H-benzimidazol-5-yl)oxy]-N-(2-pyrrolidin-1-ylethyl)pyridine-2-carboxamide	500.6	482
496		4-[(2-{[4-(dimethylamino)phenyl]amino}-1-methyl-1H-benzimidazol-5-yl)oxy]-N-[3-(1H-imidazol-1-yl)propyl]pyridine-2-carboxamide	511.6	482
497		4-[(2-{[4-(dimethylamino)phenyl]amino}-1-methyl-1H-benzimidazol-5-yl)oxy]-N-[2-(methoxy)ethyl]pyridine-2-carboxamide	461.5	482
498		4-[(2-{[4-(dimethylamino)phenyl]amino}-1-methyl-1H-benzimidazol-5-yl)oxy]-N-(2-hydroxyethyl)pyridine-2-carboxamide	447.5	482

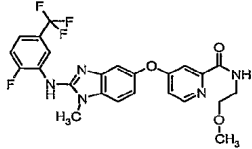
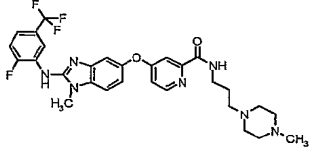
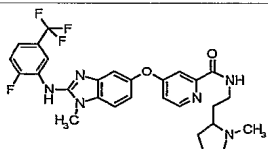
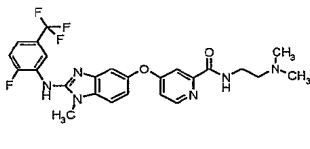
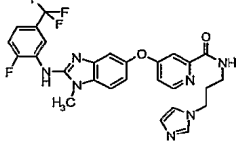
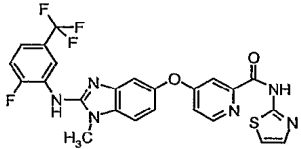
Example	Molecular Structure	Name	MH+	Synthesized as in Example:
499		4-[(2-{[4-(dimethylamino)phenyl]amino}-1-methyl-1H-benzimidazol-5-yl)oxy]-N-(2-piperidin-1-ylethyl)pyridine-2-carboxamide	514.6	482
500		4-[(2-{[4-(dimethylamino)phenyl]amino}-1-methyl-1H-benzimidazol-5-yl)oxy]-N-(3-piperidin-1-ylpropyl)pyridine-2-carboxamide	528.7	482
501		4-[(2-{[4-(dimethylamino)phenyl]amino}-1-methyl-1H-benzimidazol-5-yl)oxy]-N-(3-pyrrolidin-1-ylpropyl)pyridine-2-carboxamide	514.6	482
502		4-[(2-{[4-(dimethylamino)phenyl]amino}-1-methyl-1H-benzimidazol-5-yl)oxy]-N-(2-pyridin-4-ylethyl)pyridine-2-carboxamide	508.6	482
503		4-[(2-{[4-(dimethylamino)phenyl]amino}-1-methyl-1H-benzimidazol-5-yl)oxy]-N-propylpyridine-2-carboxamide	445.5	482
504		4-[(2-{[4-(dimethylamino)phenyl]amino}-1-methyl-1H-benzimidazol-5-yl)oxy]-N-(2-piperazin-1-ylethyl)pyridine-2-carboxamide	515.6	482
505		4-[(2-{[4-(dimethylamino)phenyl]amino}-1-methyl-1H-benzimidazol-5-yl)oxy]-N-[3-(methoxy)propyl]pyridine-2-carboxamide	475.6	482
506		4-[(2-{[4-(dimethylamino)phenyl]amino}-1-methyl-1H-benzimidazol-5-yl)oxy]-N-ethylpyridine-2-carboxamide	431.5	482

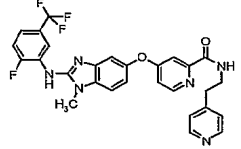
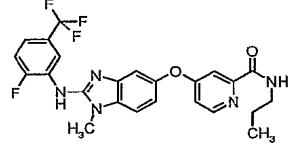
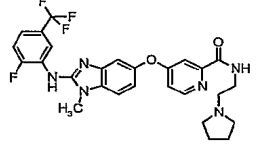
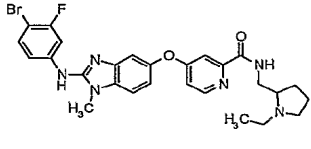
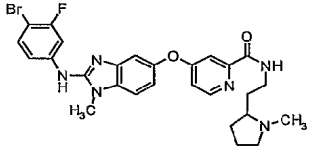
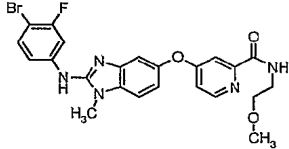
Example	Molecular Structure	Name	MH+	Synthesized as in Example:
507		N-[2-(acetylamino)ethyl]-4-[(2-{[4-(dimethylamino)phenyl]amino}-1-methyl-1H-benzimidazol-5-yl)oxy]pyridine-2-carboxamide	488.6	482
508		4-[(2-{[4-(dimethylamino)phenyl]amino}-1-methyl-1H-benzimidazol-5-yl)oxy]-N-[2-(2-oxoimidazolidin-1-yl)ethyl]pyridine-2-carboxamide	515.6	482
509		4-[(2-{[4-(dimethylamino)phenyl]amino}-1-methyl-1H-benzimidazol-5-yl)oxy]-N-[(3R)-pyrrolidin-3-yl]pyridine-2-carboxamide	472.6	482
510		4-[(2-{[4-(dimethylamino)phenyl]amino}-1-methyl-1H-benzimidazol-5-yl)oxy]-N-[3-(2-oxopyrrolidin-1-yl)propyl]pyridine-2-carboxamide	528.6	482
511		4-({2-[(4-bromo-3-methylphenyl)amino]-1-methyl-1H-benzimidazol-5-yl}oxy)-N-[3-(2-oxopyrrolidin-1-yl)propyl]pyridine-2-carboxamide	578.5	483
512		N-[2-(acetylamino)ethyl]-4-({2-[(4-bromo-3-methylphenyl)amino]-1-methyl-1H-benzimidazol-5-yl}oxy)pyridine-2-carboxamide	538.4	483
513		4-({2-[(4-bromo-3-methylphenyl)amino]-1-methyl-1H-benzimidazol-5-yl}oxy)-N-ethylpyridine-2-carboxamide	481.4	483



Example	Molecular Structure	Name	MH+	Synthesized as in Example:
514		4-({2-[(4-bromo-3-methylphenyl)amino]-1-methyl-1H-benzimidazol-5-yl}oxy)-N-(2-morpholin-4-ylethyl)pyridine-2-carboxamide	566.5	483
515		4-({2-[(4-bromo-3-methylphenyl)amino]-1-methyl-1H-benzimidazol-5-yl}oxy)-N-[2-(methoxy)ethyl]pyridine-2-carboxamide	511.4	483
516		4-({2-[(4-bromo-3-methylphenyl)amino]-1-methyl-1H-benzimidazol-5-yl}oxy)-N-[3-(4-methylpiperazin-1-yl)propyl]pyridine-2-carboxamide	593.5	483
517		4-({2-[(4-bromo-3-methylphenyl)amino]-1-methyl-1H-benzimidazol-5-yl}oxy)-N-[(3R)-pyrrolidin-3-yl]pyridine-2-carboxamide	522.4	483
518		4-({2-[(4-bromo-3-methylphenyl)amino]-1-methyl-1H-benzimidazol-5-yl}oxy)-N-[2-(1-methylpyrrolidin-2-yl)ethyl]-pyridine-2-carboxamide	564.5	483
519		4-({2-[(4-bromo-3-methylphenyl)amino]-1-methyl-1H-benzimidazol-5-yl}oxy)-N-[3-(1H-imidazol-1-yl)propyl]pyridine-2-carboxamide	561.5	483
520		4-({2-[(4-bromo-3-methylphenyl)amino]-1-methyl-1H-benzimidazol-5-yl}oxy)-N-1,3-thiazol-2-ylpyridine-2-carboxamide	536.4	483

Example	Molecular Structure	Name	MH+	Synthesized as in Example:
521		4-({2-[(4-bromo-3-methylphenyl)amino]-1-methyl-1H-benzimidazol-5-yl}oxy)-N-propylpyridine-2-carboxamide	495.4	483
522		4-({2-[(4-bromo-3-methylphenyl)amino]-1-methyl-1H-benzimidazol-5-yl}oxy)-N-(2-pyrrolidin-1-ylethyl)pyridine-2-carboxamide	550.5	483
523		4-[(2-{[2-fluoro-5-(trifluoromethyl)phenyl]amino}-1-methyl-1H-benzimidazol-5-yl)oxy]-N-(2-hydroxyethyl)pyridine-2-carboxamide	490.4	484
524		4-[(2-{[2-fluoro-5-(trifluoromethyl)phenyl]amino}-1-methyl-1H-benzimidazol-5-yl)oxy]-N-[3-(2-oxopyrrolidin-1-yl)propyl]pyridine-2-carboxamide	571.5	484
525		N-[2-(acetylamino)ethyl]-4-[(2-{[2-fluoro-5-(trifluoromethyl)phenyl]amino}-1-methyl-1H-benzimidazol-5-yl)oxy]pyridine-2-carboxamide	531.5	484
526		N-ethyl-4-[(2-{[2-fluoro-5-(trifluoromethyl)phenyl]amino}-1-methyl-1H-benzimidazol-5-yl)oxy]pyridine-2-carboxamide	474.4	484
527		4-[(2-{[2-fluoro-5-(trifluoromethyl)phenyl]amino}-1-methyl-1H-benzimidazol-5-yl)oxy]-N-(2-morpholin-4-ylethyl)pyridine-2-carboxamide	559.5	484

Example	Molecular Structure	Name	MH+	Synthesized as in Example:
528		4-[(2-{[2-fluoro-5-(trifluoromethyl)phenyl]amino}-1-methyl-1H-benzimidazol-5-yl)oxy]-N-[2-(methoxy)ethyl]pyridine-2-carboxamide	504.5	484
529		4-[(2-{[2-fluoro-5-(trifluoromethyl)phenyl]amino}-1-methyl-1H-benzimidazol-5-yl)oxy]-N-[3-(4-methylpiperazin-1-yl)propyl]pyridine-2-carboxamide	586.6	484
530		4-[(2-{[2-fluoro-5-(trifluoromethyl)phenyl]amino}-1-methyl-1H-benzimidazol-5-yl)oxy]-N-[2-(1-methylpyrrolidin-2-yl)ethyl]pyridine-2-carboxamide	557.6	484
531		N-[2-(dimethylamino)ethyl]-4-[(2-{[2-fluoro-5-(trifluoromethyl)phenyl]amino}-1-methyl-1H-benzimidazol-5-yl)oxy]pyridine-2-carboxamide	517.5	484
532		4-[(2-{[2-fluoro-5-(trifluoromethyl)phenyl]amino}-1-methyl-1H-benzimidazol-5-yl)oxy]-N-[3-(1H-imidazol-1-yl)propyl]pyridine-2-carboxamide	554.5	484
533		4-[(2-{[2-fluoro-5-(trifluoromethyl)phenyl]amino}-1-methyl-1H-benzimidazol-5-yl)oxy]-N-1,3-thiazol-2-ylpyridine-2-carboxamide	529.5	484

Example	Molecular Structure	Name	MH+	Synthesized as in Example:
534		4-[(2-{{2-fluoro-5-(trifluoromethyl)phenyl}amino}-1-methyl-1H-benzimidazol-5-yl)oxy]-N-(2-pyridin-4-ylethyl)pyridine-2-carboxamide	551.5	484
535		4-[(2-{{2-fluoro-5-(trifluoromethyl)phenyl}amino}-1-methyl-1H-benzimidazol-5-yl)oxy]-N-propylpyridine-2-carboxamide	488.5	484
536		4-[(2-{{2-fluoro-5-(trifluoromethyl)phenyl}amino}-1-methyl-1H-benzimidazol-5-yl)oxy]-N-(2-pyrrolidin-1-ylethyl)pyridine-2-carboxamide	543.5	484
537		4-({2-[(4-bromo-3-fluorophenyl)amino]-1-methyl-1H-benzimidazol-5-yl}oxy)-N-[(1-ethylpyrrolidin-2-yl)methyl]pyridine-2-carboxamide	568.5	485
538		4-({2-[(4-bromo-3-fluorophenyl)amino]-1-methyl-1H-benzimidazol-5-yl}oxy)-N-[2-(1-methylpyrrolidin-2-yl)ethyl]pyridine-2-carboxamide	568.5	485
539		4-({2-[(4-bromo-3-fluorophenyl)amino]-1-methyl-1H-benzimidazol-5-yl}oxy)-N-[2-(methoxy)ethyl]pyridine-2-carboxamide	515.4	485

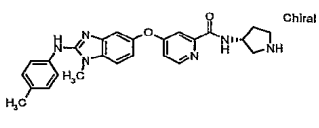
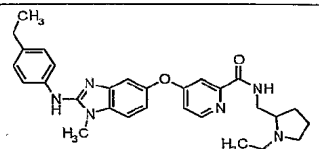
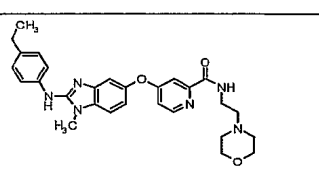
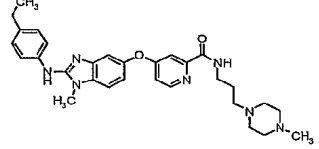
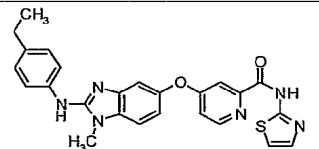
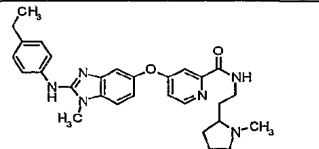
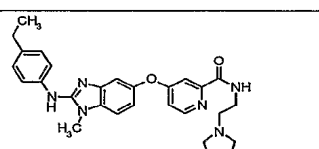
Example	Molecular Structure	Name	MH+	Synthesized as in Example:
540		4-({2-[(4-bromo-3-fluorophenyl)amino]-1-methyl-1H-benzimidazol-5-yl}oxy)-N-(2-piperidin-1-ylethyl)pyridine-2-carboxamide	568.5	485
541		4-({2-[(4-bromo-3-fluorophenyl)amino]-1-methyl-1H-benzimidazol-5-yl}oxy)-N-(2-pyridin-4-ylethyl)pyridine-2-carboxamide	562.4	485
542		4-({2-[(4-bromo-3-fluorophenyl)amino]-1-methyl-1H-benzimidazol-5-yl}oxy)-N-[3-(methoxy)propyl]pyridine-2-carboxamide	529.4	485
543		4-({2-[(4-bromo-3-fluorophenyl)amino]-1-methyl-1H-benzimidazol-5-yl}oxy)-N-propylpyridine-2-carboxamide	499.4	485
544		4-({2-[(4-bromo-3-fluorophenyl)amino]-1-methyl-1H-benzimidazol-5-yl}oxy)-N-ethylpyridine-2-carboxamide	485.3	485
545		4-({2-[(4-bromo-3-fluorophenyl)amino]-1-methyl-1H-benzimidazol-5-yl}oxy)-N-[(3R)-pyrrolidin-3-yl]pyridine-2-carboxamide	526.4	485
546		4-({2-[(4-bromo-3-fluorophenyl)amino]-1-methyl-1H-benzimidazol-5-yl}oxy)-N-[3-(2-oxopyrrolidin-1-yl)propyl]pyridine-2-carboxamide	582.4	485

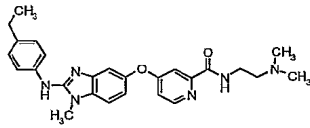
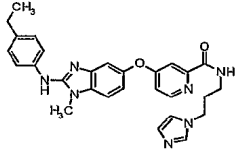
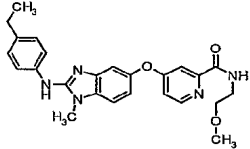
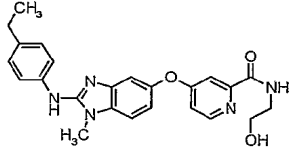
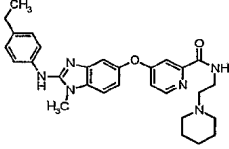
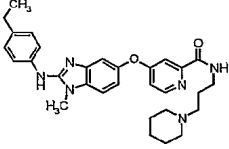
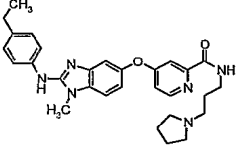
Example	Molecular Structure	Name	MH+	Synthesized as in Example:
547		N-[(1-ethylpyrrolidin-2-yl)methyl]-4-({1-methyl-2-[(4-methylphenyl)amino]-1H-benzimidazol-5-yl}oxy)pyridine-2-carboxamide	485.6	486
548		4-({1-methyl-2-[(4-methylphenyl)amino]-1H-benzimidazol-5-yl}oxy)-N-(2-morpholin-4-ylethyl)pyridine-2-carboxamide	487.6	486
549		4-({1-methyl-2-[(4-methylphenyl)amino]-1H-benzimidazol-5-yl}oxy)-N-[3-(4-methylpiperazin-1-yl)propyl]pyridine-2-carboxamide	514.6	486
550		4-({1-methyl-2-[(4-methylphenyl)amino]-1H-benzimidazol-5-yl}oxy)-N-1,3-thiazol-2-ylpyridine-2-carboxamide	457.5	486
551		4-({1-methyl-2-[(4-methylphenyl)amino]-1H-benzimidazol-5-yl}oxy)-N-[2-(1-methylpyrrolidin-2-yl)ethyl]pyridine-2-carboxamide	485.6	486
552		4-({1-methyl-2-[(4-methylphenyl)amino]-1H-benzimidazol-5-yl}oxy)-N-(2-pyrrolidin-1-ylethyl)pyridine-2-carboxamide	471.6	486
553		N-[2-(dimethylamino)ethyl]-4-({1-methyl-2-[(4-methylphenyl)amino]-1H-benzimidazol-5-yl}oxy)pyridine-2-carboxamide	445.5	486

Example	Molecular Structure	Name	MH+	Synthesized as in Example:
554		N-[3-(1H-imidazol-1-yl)propyl]-4-({1-methyl-2-[(4-methylphenyl)amino]-1H-benzimidazol-5-yl}oxy)pyridine-2-carboxamide	482.6	486
555		4-({1-methyl-2-[(4-methylphenyl)amino]-1H-benzimidazol-5-yl}oxy)-N-[2-(methoxy)ethyl]-pyridine-2-carboxamide	432.5	486
556		N-(2-hydroxyethyl)-4-({1-methyl-2-[(4-methylphenyl)amino]-1H-benzimidazol-5-yl}oxy)-pyridine-2-carboxamide	418.5	486
557		4-({1-methyl-2-[(4-methylphenyl)amino]-1H-benzimidazol-5-yl}oxy)-N-(2-piperidin-1-ylethyl)pyridine-2-carboxamide	485.6	486
558		4-({1-methyl-2-[(4-methylphenyl)amino]-1H-benzimidazol-5-yl}oxy)-N-[3-(2-oxopyrrolidin-1-yl)propyl]pyridine-2-carboxamide	499.6	486
559		4-({1-methyl-2-[(4-methylphenyl)amino]-1H-benzimidazol-5-yl}oxy)-N-(3-piperidin-1-ylpropyl)pyridine-2-carboxamide	499.6	486
560		4-({1-methyl-2-[(4-methylphenyl)amino]-1H-benzimidazol-5-yl}oxy)-N-(3-pyrrolidin-1-ylpropyl)pyridine-2-carboxamide	485.6	486

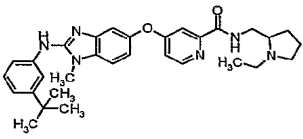
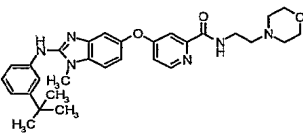
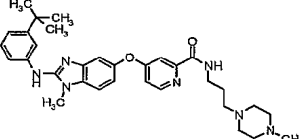
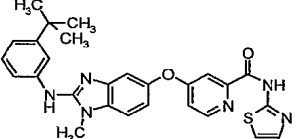
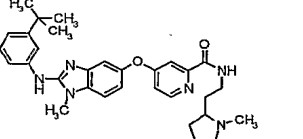
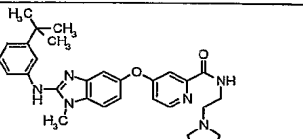
Example	Molecular Structure	Name	MH+	Synthesized as in Example:
561		4-({1-methyl-2-[(4-methylphenyl)amino]-1H-benzimidazol-5-yl}oxy)-N-(2-pyridin-4-ylethyl)pyridine-2-carboxamide	479.6	486
562		4-({1-methyl-2-[(4-methylphenyl)amino]-1H-benzimidazol-5-yl}oxy)-N-(2-piperazin-1-ylethyl)pyridine-2-carboxamide	486.6	486
563		4-({1-methyl-2-[(4-methylphenyl)amino]-1H-benzimidazol-5-yl}oxy)-N-[3-(methoxy)propyl]pyridine-2-carboxamide	446.5	486
564		4-({1-methyl-2-[(4-methylphenyl)amino]-1H-benzimidazol-5-yl}oxy)-N-propylpyridine-2-carboxamide	416.5	486
565		N-ethyl-4-({1-methyl-2-[(4-methylphenyl)amino]-1H-benzimidazol-5-yl}oxy)pyridine-2-carboxamide	402.5	486
566		N-[2-(acetamino)ethyl]-4-({1-methyl-2-[(4-methylphenyl)amino]-1H-benzimidazol-5-yl}oxy)pyridine-2-carboxamide	459.5	486
567		4-({1-methyl-2-[(4-methylphenyl)amino]-1H-benzimidazol-5-yl}oxy)-N-[2-(2-oxoimidazolidin-1-yl)ethyl]pyridine-2-carboxamide	486.5	486



Example	Molecular Structure	Name	MH+	Synthesized as in Example:
568		4-({1-methyl-2-[(4-methylphenyl)amino]-1H-benzimidazol-5-yl}oxy)-N-[(3R)-pyrrolidin-3-yl]pyridine-2-carboxamide	443.5	486
569		4-({2-[(4-ethylphenyl)amino]-1-methyl-1H-benzimidazol-5-yl}oxy)-N-[(1-ethylpyrrolidin-2-yl)methyl]pyridine-2-carboxamide	499.6	487
570		4-({2-[(4-ethylphenyl)amino]-1-methyl-1H-benzimidazol-5-yl}oxy)-N-(2-morpholin-4-ylethyl)pyridine-2-carboxamide	501.6	487
571		4-({2-[(4-ethylphenyl)amino]-1-methyl-1H-benzimidazol-5-yl}oxy)-N-[3-(4-methylpiperazin-1-yl)propyl]pyridine-2-carboxamide	528.7	487
572		4-({2-[(4-ethylphenyl)amino]-1-methyl-1H-benzimidazol-5-yl}oxy)-N-1,3-thiazol-2-ylpyridine-2-carboxamide	471.6	487
573		4-({2-[(4-ethylphenyl)amino]-1-methyl-1H-benzimidazol-5-yl}oxy)-N-[2-(1-methylpyrrolidin-2-yl)ethyl]pyridine-2-carboxamide	499.6	487
574		4-({2-[(4-ethylphenyl)amino]-1-methyl-1H-benzimidazol-5-yl}oxy)-N-(2-pyrrolidin-1-ylethyl)pyridine-2-carboxamide	485.6	487

Example	Molecular Structure	Name	MH+	Synthesized as in Example:
575		N-[2-(dimethylamino)-ethyl]-4-({2-[(4-ethylphenyl)amino]-1-methyl-1H-benzimidazol-5-yl}oxy)pyridine-2-carboxamide	459.6	487
576		4-({2-[(4-ethylphenyl)amino]-1-methyl-1H-benzimidazol-5-yl}oxy)-N-[3-(1H-imidazol-1-yl)propyl]pyridine-2-carboxamide	496.6	487
577		4-({2-[(4-ethylphenyl)amino]-1-methyl-1H-benzimidazol-5-yl}oxy)-N-[2-(methoxy)ethyl]pyridine-2-carboxamide	446.5	487
578		4-({2-[(4-ethylphenyl)amino]-1-methyl-1H-benzimidazol-5-yl}oxy)-N-(2-hydroxyethyl)pyridine-2-carboxamide	432.5	487
579		4-({2-[(4-ethylphenyl)amino]-1-methyl-1H-benzimidazol-5-yl}oxy)-N-(2-piperidin-1-ylethyl)pyridine-2-carboxamide	499.6	487
580		4-({2-[(4-ethylphenyl)amino]-1-methyl-1H-benzimidazol-5-yl}oxy)-N-(3-piperidin-1-ylpropyl)pyridine-2-carboxamide	513.7	487
581		4-({2-[(4-ethylphenyl)amino]-1-methyl-1H-benzimidazol-5-yl}oxy)-N-(3-pyrrolidin-1-ylpropyl)pyridine-2-carboxamide	499.6	487

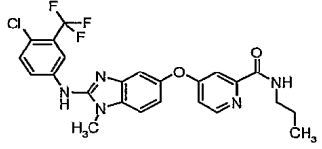
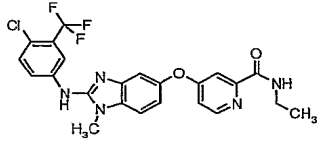
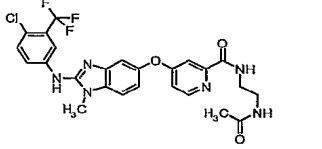
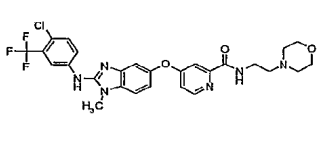
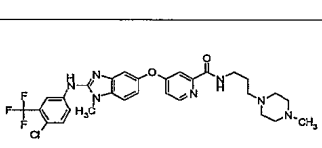
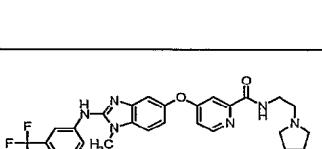
Example	Molecular Structure	Name	MH+	Synthesized as in Example:
582		4-({2-[(4-ethylphenyl)amino]-1-methyl-1H-benzimidazol-5-yl}oxy)-N-(2-pyridin-4-ylethyl)pyridine-2-carboxamide	493.6	487
583		4-({2-[(4-ethylphenyl)amino]-1-methyl-1H-benzimidazol-5-yl}oxy)-N-(2-piperazin-1-ylethyl)pyridine-2-carboxamide	500.6	487
584		4-({2-[(4-ethylphenyl)amino]-1-methyl-1H-benzimidazol-5-yl}oxy)-N-[3-(methoxy)propyl]pyridine-2-carboxamide	460.5	487
585		4-({2-[(4-ethylphenyl)amino]-1-methyl-1H-benzimidazol-5-yl}oxy)-N-propylpyridine-2-carboxamide	430.5	487
586		N-ethyl-4-({2-[(4-ethylphenyl)amino]-1-methyl-1H-benzimidazol-5-yl}oxy)pyridine-2-carboxamide	416.5	487
587		N-[2-(acetamino)ethyl]-4-({2-[(4-ethylphenyl)amino]-1-methyl-1H-benzimidazol-5-yl}oxy)pyridine-2-carboxamide	473.5	487
588		4-({2-[(4-ethylphenyl)amino]-1-methyl-1H-benzimidazol-5-yl}oxy)-N-[2-(2-oxoimidazolidin-1-yl)ethyl]pyridine-2-carboxamide	500.6	487

Example	Molecular Structure	Name	MH+	Synthesized as in Example:
589		4-[(2-{{3-(1,1-dimethyl-ethyl)phenyl}amino}-1-methyl-1H-benzimidazol-5-yl)oxy]-N-[(1-ethyl-pyrrolidin-2-yl)methyl]-pyridine-2-carboxamide	527.7	488
590		4-[(2-{{3-(1,1-dimethyl-ethyl)phenyl}amino}-1-methyl-1H-benzimidazol-5-yl)oxy]-N-(2-morpholin-4-ylethyl)pyridine-2-carboxamide	529.7	488
591		4-[(2-{{3-(1,1-dimethyl-ethyl)phenyl}amino}-1-methyl-1H-benzimidazol-5-yl)oxy]-N-[3-(4-methylpiperazin-1-yl)propyl]pyridine-2-carboxamide	556.7	488
592		4-[(2-{{3-(1,1-dimethyl-ethyl)phenyl}amino}-1-methyl-1H-benzimidazol-5-yl)oxy]-N-1,3-thiazol-2-ylpyridine-2-carboxamide	499.6	488
593		4-[(2-{{3-(1,1-dimethyl-ethyl)phenyl}amino}-1-methyl-1H-benzimidazol-5-yl)oxy]-N-[2-(1-methyl-pyrrolidin-2-yl)ethyl]-pyridine-2-carboxamide	527.7	488
594		4-[(2-{{3-(1,1-dimethyl-ethyl)phenyl}amino}-1-methyl-1H-benzimidazol-5-yl)oxy]-N-(2-pyrrolidin-1-ylethyl)pyridine-2-carboxamide	513.7	488

Example	Molecular Structure	Name	MH+	Synthesized as in Example:
595		4-[(2-{[3-(1,1-dimethylethyl)phenyl]amino}-1-methyl-1H-benzimidazol-5-yl)oxy]-N-[3-(1H-imidazol-1-yl)propyl]pyridine-2-carboxamide	524.6	488
596		4-[(2-{[3-(1,1-dimethylethyl)phenyl]amino}-1-methyl-1H-benzimidazol-5-yl)oxy]-N-[2-(methoxy)ethyl]pyridine-2-carboxamide	474.6	488
597		4-[(2-{[3-(1,1-dimethylethyl)phenyl]amino}-1-methyl-1H-benzimidazol-5-yl)oxy]-N-(2-hydroxyethyl)pyridine-2-carboxamide	460.5	488
598		4-[(2-{[3-(1,1-dimethylethyl)phenyl]amino}-1-methyl-1H-benzimidazol-5-yl)oxy]-N-(2-piperidin-1-ylethyl)pyridine-2-carboxamide	527.7	488
599		4-[(2-{[3-(1,1-dimethylethyl)phenyl]amino}-1-methyl-1H-benzimidazol-5-yl)oxy]-N-[3-(2-oxopyrrolidin-1-yl)propyl]pyridine-2-carboxamide	541.7	488
600		4-[(2-{[3-(1,1-dimethylethyl)phenyl]amino}-1-methyl-1H-benzimidazol-5-yl)oxy]-N-(3-piperidin-1-ylpropyl)pyridine-2-carboxamide	541.7	488

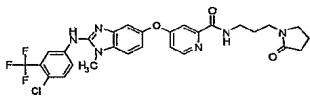
Example	Molecular Structure	Name	MH+	Synthesized as in Example:
601		4-[(2-{[3-(1,1-dimethylethyl)phenyl]amino}-1-methyl-1H-benzimidazol-5-yl)oxy]-N-(3-pyrrolidin-1-ylpropyl)pyridine-2-carboxamide	527.7	488
602		4-[(2-{[3-(1,1-dimethylethyl)phenyl]amino}-1-methyl-1H-benzimidazol-5-yl)oxy]-N-(2-pyridin-4-ylethyl)pyridine-2-carboxamide	521.6	488
603		4-[(2-{[3-(1,1-dimethylethyl)phenyl]amino}-1-methyl-1H-benzimidazol-5-yl)oxy]-N-(2-piperazin-1-ylethyl)pyridine-2-carboxamide	528.7	488
604		4-[(2-{[3-(1,1-dimethylethyl)phenyl]amino}-1-methyl-1H-benzimidazol-5-yl)oxy]-N-[3-(methoxy)propyl]pyridine-2-carboxamide	488.6	488
605		4-[(2-{[3-(1,1-dimethylethyl)phenyl]amino}-1-methyl-1H-benzimidazol-5-yl)oxy]-N-propylpyridine-2-carboxamide	458.6	488
606		4-[(2-{[3-(1,1-dimethylethyl)phenyl]amino}-1-methyl-1H-benzimidazol-5-yl)oxy]-N-ethylpyridine-2-carboxamide	444.5	488
607		N-[2-(acetamino)ethyl]-4-[(2-{[3-(1,1-dimethylethyl)phenyl]amino}-1-methyl-1H-benzimidazol-5-yl)oxy]pyridine-2-carboxamide	501.6	488

Example	Molecular Structure	Name	MH+	Synthesized as in Example:
608		4-[(2-{[3-(1,1-dimethyl-ethyl)phenyl]amino}-1-methyl-1H-benzimidazol-5-yl)oxy]-N-[2-(2-oxo-imidazolidin-1-yl)ethyl]-pyridine-2-carboxamide	528.6	488
609		4-[(2-{[3-(1,1-dimethyl-ethyl)phenyl]amino}-1-methyl-1H-benzimidazol-5-yl)oxy]-N-[(3R)-pyrrolidin-3-yl]pyridine-2-carboxamide	485.6	489
610		4-[(2-{[4-chloro-3-(trifluoromethyl)phenyl]amino}-1-methyl-1H-benzimidazol-5-yl)oxy]-N-[2-(1-methylpyrrolidin-2-yl)ethyl]pyridine-2-carboxamide	574.0	489
611		4-[(2-{[4-chloro-3-(trifluoromethyl)phenyl]amino}-1-methyl-1H-benzimidazol-5-yl)oxy]-N-[3-(1H-imidazol-1-yl)propyl]pyridine-2-carboxamide	571.0	489
612		4-[(2-{[4-chloro-3-(trifluoromethyl)phenyl]amino}-1-methyl-1H-benzimidazol-5-yl)oxy]-N-[2-(dimethylamino)ethyl]pyridine-2-carboxamide	534.0	489
613		4-[(2-{[4-chloro-3-(trifluoromethyl)phenyl]amino}-1-methyl-1H-benzimidazol-5-yl)oxy]-N-[3-(methoxy)propyl]pyridine-2-carboxamide	534.9	489

Example	Molecular Structure	Name	MH+	Synthesized as in Example:
614		4-[(2-{[4-chloro-3-(trifluoromethyl)phenyl]amino}-1-methyl-1H-benzimidazol-5-yl)oxy]-N-propylpyridine-2-carboxamide	504.9	489
615		4-[(2-{[4-chloro-3-(trifluoromethyl)phenyl]amino}-1-methyl-1H-benzimidazol-5-yl)oxy]-N-ethylpyridine-2-carboxamide	490.9	489
616		N-[2-(acetylamino)ethyl]-4-[(2-{[4-chloro-3-(trifluoromethyl)phenyl]amino}-1-methyl-1H-benzimidazol-5-yl)oxy]-pyridine-2-carboxamide	547.9	489
617		4-[(2-{[4-chloro-3-(trifluoromethyl)phenyl]amino}-1-methyl-1H-benzimidazol-5-yl)oxy]-N-(2-morpholin-4-ylethyl)pyridine-2-carboxamide	576.0	489
618		4-[(2-{[4-chloro-3-(trifluoromethyl)phenyl]amino}-1-methyl-1H-benzimidazol-5-yl)oxy]-N-[3-(4-methylpiperazin-1-yl)propyl]pyridine-2-carboxamide	603.1	489
619		4-[(2-{[4-chloro-3-(trifluoromethyl)phenyl]amino}-1-methyl-1H-benzimidazol-5-yl)oxy]-N-(2-pyrrolidin-1-ylethyl)pyridine-2-carboxamide	560.0	489



Example	Molecular Structure	Name	MH+	Synthesized as in Example:
620		4-[(2-{[4-chloro-3-(trifluoromethyl)phenyl]amino}-1-methyl-1H-benzimidazol-5-yl)oxy]-N-[2-(methyloxy)ethyl]-pyridine-2-carboxamide	520.9	489
621		4-[(2-{[4-chloro-3-(trifluoromethyl)phenyl]amino}-1-methyl-1H-benzimidazol-5-yl)oxy]-N-(2-piperidin-1-ylethyl)-pyridine-2-carboxamide	574.0	489
622		4-[(2-{[4-chloro-3-(trifluoromethyl)phenyl]amino}-1-methyl-1H-benzimidazol-5-yl)oxy]-N-(3-piperidin-1-ylpropyl)pyridine-2-carboxamide	588.0	489
623		4-[(2-{[4-chloro-3-(trifluoromethyl)phenyl]amino}-1-methyl-1H-benzimidazol-5-yl)oxy]-N-(2-pyridin-4-ylethyl)-pyridine-2-carboxamide	568.0	489
624		4-[(2-{[4-chloro-3-(trifluoromethyl)phenyl]amino}-1-methyl-1H-benzimidazol-5-yl)oxy]-N-(2-piperazin-1-ylethyl)-pyridine-2-carboxamide	575.0	489
625		4-[(2-{[4-chloro-3-(trifluoromethyl)phenyl]amino}-1-methyl-1H-benzimidazol-5-yl)oxy]-N-[(3R)-pyrrolidin-3-yl]-pyridine-2-carboxamide	531.9	489

Example	Molecular Structure	Name	MH+	Synthesized as in Example:
626		4-[(2-{{4-chloro-3-(trifluoromethyl)phenyl}amino}-1-methyl-1H-benzimidazol-5-yl)oxy]-N-[3-(2-oxopyrrolidin-1-yl)propyl]pyridine-2-carboxamide	588.0	489

Example 627

Step 1. Synthesis of [4-(2-{{4-(chloromethyl)phenyl}carbonylamino)-1-methylbenzimidazol-5-yloxy}(2-pyridyl)]-N-methylcarboxamide

5 A solution of sodium thiocyanate (1eq) in acetone was added slowly in to a solution of 4-(chloromethyl)benzoylchloride (1eq) in acetone at 0°C. The mixture was then filtered in to a solution of {4-[3-amino-4-(methylamino)phenoxy]}(2-pyridyl)}-N-methylcarboxamide (1eq) in acetone. Formation of N-acylthiourea was followed by LC/MS. The mixture was concentrated and taken in tetrahydrofuran and to it was added  
 10 1-ethyl-(3-dimethylaminopropyl)carbodiimidehydrochloride (2eq) and stirred at ambient temperature for 16 h. The mixture was concentrated and partitioned between ethyl acetate and water. The organic layer was then dried and concentrated to yield [4-(2-{{4-(chloromethyl)phenyl}carbonylamino)-1-methylbenzimidazol-5-yloxy}(2-pyridyl)]-N-methylcarboxamide. MS: MH<sup>+</sup> = 449.

15 Step 2. Synthesis of N-methyl{4-[1-methyl-2-({{4-[(4methylpiperazinyl) methyl]phenyl} carbonylamino) benzimidazol-5-yloxy}(2-pyridyl)}carboxamide.

To a solution of [4-(2-{{4-(chloromethyl)phenyl}carbonylamino)-1-methylbenzimidazol-5-yloxy}(2-pyridyl)]-N-methylcarboxamide (1eq) in tetrahydrofuran was added methylpiperazine (4eq) and stirred at ambient temperature for 16 h. The  
 20 reaction mixture was concentrated and purified on preparative chromatography to yield N-methyl{4-[1-methyl-2-({{4-[(4methylpiperazinyl) methyl]phenyl} carbonylamino) benzimidazol-5-yloxy}(2-pyridyl)}carboxamide. MS: MH<sup>+</sup> = 512.

Example 628

Step 1. Synthesis of N-methyl[4-(1-methyl-2-{2-{{4-[(4-methylpiperazinyl)-methylphenyl]}-benzimidazol-5-yloxy}(2-pyridyl)]carboxamide

To a solution of {4-[3-amino-4-(methylamino)phenoxy](2-pyridyl)}-N-methylcarboxamide (1eq) in tetrahydrofuran was added 4-(chloromethyl)benzoylchloride (1eq) and triethylamine (2eq). N-acylation is completed in 0.5 h. The reaction mixture was concentrated and partitioned between ethyl acetate and water. The organic layer was concentrated and to the crude product was added methylpiperazine (4eq) and tetrahydrofuran and stir for 16 h at ambient temperature. The reaction mixture was concentrated and partitioned between ethyl acetate and water. The organic layer was concentrated and taken in acetic acid and heated to 60°C for 3 h. Preparative chromatography yielded N-methyl[4-(1-methyl-2-{2-{4-[(4-methylpiperazinyl)methyl]phenyl}-benzimidazol-5-yloxy}(2-pyridyl)]carboxamide. MS:  $MH^+$  = 470.

#### Example 629

##### Step 1. Synthesis of 2-chloro-4-(3-pyridyl)pyrimidine

Nitrogen was bubbled through a solution of 2,4-dichloropyrimidine (1eq) in tetrahydrofuran and water (3:1) for 0.5 h. Bis(diphenylphosphino)ferrocene Palladium(II)chloride (0.05eq) followed by pyridine-3-boronic acid (1eq) and sodium carbonate (3eq) was added and the mixture was heated to 60°C for 16 h under nitrogen. The reaction mixture was concentrated and partitioned between ethyl acetate and water. The organic layer was washed with brine and dried with sodium sulfate and concentrated. Purification on silica gel gave 2-chloro-4-(3-pyridyl)pyrimidine. MS:  $MH^+$  = 190.

##### Step 2. Synthesis of 2-nitro-4-(4-(3-pyridyl)pyrimidin-2-yloxy)phenylamine

A solution of 4-amino-3-nitro-phenol (1eq) and 2-chloro-4-(3-pyridyl)pyrimidine (1eq) in N,N-dimethylformamide was microwaved at 150°C for 10 mins. The reaction mixture was partitioned between ethyl acetate and water. The organic layer was concentrated and purified on silica gel to yield 2-nitro-4-(4-(3-pyridyl)pyrimidin-2-yloxy)phenylamine. MS:  $MH^+$  = 309.

##### Step 3. Synthesis of 4-(4-(3-pyridyl)pyrimidin-2-yloxy)benzene-1,2-diamine

The mixture containing 2-nitro-4-(4-(3-pyridyl)pyrimidin-2-yloxy)phenylamine in methanol with catalytic amount of 10% Pd/C was hydrogenated until disappearance of yellow color to yield 4-(4-(3-pyridyl)pyrimidin-2-yloxy)benzene-1,2-diamine. MS:  $MH^+$  = 279.

Step 3. Synthesis of {4-[(4-methylpiperazinyl)methyl]phenyl}-N-[5-(4-(3-pyridyl)pyrimidin-2-yloxy)benzimidazol-2-yl]carboxamide.

A solution of sodium thiocyanate (1eq) in acetone was added slowly in to a solution of 4-(chloromethyl)benzoylchloride (1eq) in acetone at 0°C. The mixture was then filtered in to a solution of 4-(4-(3-pyridyl)pyrimidin-2-yloxy)benzene-1,2-diamine (1eq) in acetone. Formation of N-acylthiourea was followed by LC/MS. The mixture  
5 was concentrated and taken in tetrahydrofuran and to it was added 1-ethyl-(3-dimethylaminopropyl)carbodiimidehydrochloride (2eq) and stirred at ambient temperature for 16 h. The mixture was concentrated and partitioned between ethyl acetate and water. The organic layer was then dried and concentrated to yield [4-(chloromethyl)phenyl]-N-[5-(4-(3-pyridyl)pyrimidin-2-yloxy)benzimidazol-2-yl]carboxamide. It was taken in tetrahydrofuran and added methylpiperazine (4eq) and stirred at ambient temperature for 16 h. The reaction mixture was concentrated and purified on preparative chromatography to yield {4-[(4-methylpiperazinyl)methyl]phenyl}-N-[5-(4-(3-pyridyl)pyrimidin-2-yloxy)benzimidazol-2-yl]carboxamide. MS:  $MH^+ = 520$ .

15

Example 630

Step 1. Synthesis of 4-ethyl-1-[(4-nitrophenyl)methyl]piperazine

To 4-(chloromethyl)-1-nitrobenzene(1eq) in tetrahydrofuran was added Ethylpiperazine (3eq) and stir for 16 h at ambient temperature. Concentrating and passing through a plug of silica gave 4-ethyl-1-[(4-nitrophenyl)methyl]piperazine. MS:  
20  $MH^+ = 249$

Step 2. Synthesis of 4-[(4-ethylpiperazinyl)methyl]phenylamine

The mixture containing 4-ethyl-1-[(nitrophenyl)methyl]piperazine in methanol with catalytic amount of 10% Pd/C was hydrogenated to yield 4-[(4-ethylpiperazinyl)methyl]phenylamine. MS:  $MH^+ = 219$ .

25

Step 3. Synthesis of 4-[(4-ethylpiperazinyl)methyl]benzeneisothiocyanate

To 4-[(4-ethylpiperazinyl)methyl]phenylamine in acetone at 0°C was added sodium bicarbonate (2eq) and thiophosgene (2eq). The mixture was brought to ambient temperature and concentrated and partitioned between ethyl acetate and water. The organic layer was dried with sodium bicarbonate and sodium sulfate and concentrated to  
30 yield 4-[(4-ethylpiperazinyl)methyl]benzeneisothiocyanate. MS:  $MH^+ = 261$ .

Step 4. Synthesis of [4-[(2-[(4-ethylpiperazinyl)methyl]phenyl)amino]-1-methylbenzimidazol-5-yloxy](2-pyridyl)-N-methylcarboxamide

To 4-[(4-ethylpiperazinyl)methyl]benzeneisothiocyanate(1eq) in methanol was added {4-[3-amino-4-(methylamino)phenoxy](2-pyridyl)}-N-methylcarboxamide (1eq) and heated to 60°C for 16 h. Preparative chromatography yielded [4-[(2-[[4-ethylpiperazinyl)methyl]phenyl]amino)-1-methylbenzimidazol-5-yloxy](2-pyridyl)]-N-methylcarboxamide. MS:  $MH^+$  = 499.

#### Example 631

##### Step 1. Synthesis of 4-Ethyl-1-(4-nitrophenyl)piperazine

To 4-fluoro-1-nitrobenzene(1eq) in N,N-dimethylformamide was added Ethyl piperazine (2eq) and N,N-diisopropylethyl amine (2eq) and heated at 80°C for 16 h. Concentrated the resultant mixture and partitioned between ethyl acetate and water. The organic layer was then washed with brine and dried with sodium sulfate and concentrated. Passed through a plug of silica to yield 4-Ethyl-1-(4-nitrophenyl)piperazine. MS:  $MH^+$  = 235.

##### Step 2. Synthesis of 4-(4-ethylpiperazinyl)phenylamine

The mixture containing 4-ethyl-1-(4-nitrophenyl)piperazine in methanol with catalytic amount of 10%Pd/C was hydrogenated to yield 4-(4-ethylpiperazinyl)phenylamine. MS:  $MH^+$  = 205.

##### Step 3. Synthesis of 4-(4-ethylpiperazinyl)benzeneisothiocyanate

To 4-(4-ethylpiperazinyl)phenylamine in acetone at 0°C was added sodium bicarbonate (2eq) and thiophosgene (2eq). The mixture was brought to ambient temperature and concentrated and partitioned between ethyl acetate and water. The organic layer was dried with sodium bicarbonate and sodium sulfate and concentrated to yield 4-(4-ethylpiperazinyl)benzeneisothiocyanate. MS:  $MH^+$  = 247.

##### Step 3. Synthesis of [4-(2-[[4-ethylpiperazinyl]phenyl]amino)-1-methylbenzimidazol-5-yloxy](2-pyridyl)]-N-methylcarboxamide

To 4-(4-ethylpiperazinyl)benzeneisothiocyanate (1eq) in methanol was added {4-[3-amino-4-(methylamino)phenoxy](2-pyridyl)}-N-methylcarboxamide (1eq) and heated to 60°C for 16 h. Preparative purification yielded [4-(2-[[4-ethylpiperazinyl]phenyl]amino)-1-methylbenzimidazol-5-yloxy](2-pyridyl)]-N-methylcarboxamide. MS:  $MH^+$  = 485.

Example 632

Step 1. Synthesis of 4-[2-(4-nitrophenyl)ethyl]morpholine

To 4-(2-bromoethyl)-1-nitrobenzene(1eq) in tetrahydrofuran was added morpholine (3eq) and stir for 16 h at ambient temperature. Concentrating and passing  
5 through a plug of silica gave 4-[2-(4-nitrophenyl)ethyl]morpholine. MS:  $MH^+$  = 236.

Step 2. Synthesis of 4-(2-morpholin-4-ylethyl)phenylamine

The mixture containing 4-[2-(4-nitrophenyl)ethyl]morpholine in methanol with catalytic amount of 10%Pd/C was hydrogenated to yield 4-(2-morpholin-4-ylethyl)phenylamine. MS:  $MH^+$  = 206.

10 Step 3. Synthesis of 4-(2-morpholin-4-ylethyl)benzeneisothiocyanate

To 4-(2-morpholin-4-ylethyl)phenylamine in acetone at 0°C was added sodium bicarbonate (2eq) and thiophosgene (2eq). The mixture was brought to ambient temperature and concentrated and partitioned between ethyl acetate and water. The organic layer was dried with sodium bicarbonate and sodium sulfate and concentrated to  
15 yield 4(2-morpholin-4-ylethyl)benzeneisothiocyanate. MS:  $MH^+$  = 252.

Step 4. Synthesis of N-methyl[4-(1-methyl-2-{[4-(2-morpholin-4-ylethyl)phenyl]amino}-benzimidazol-5-oxy)(2-pyridyl)]carboxamide

To 4(2-morpholin-4-ylethyl)benzeneisothiocyanate (1eq) in methanol was added {4-[3-amino-4-(methylamino)phenoxy](2-pyridyl)}-N-methylcarboxamide (1eq) and  
20 stirred at ambient temperature for 16 h. The corresponding thiourea formation was followed by LC/MS. To it was the added iodomethane(1eq) and heated to 60°C for 3h. Concentration followed by preparative chromatography yielded N-methyl[4-(1-methyl-2-{[4-(2-morpholin-4-ylethyl)phenyl]amino}-benzimidazol-5-oxy)(2-pyridyl)]carboxamide. MS:  $MH^+$  = 486.

25

Example 633

Step 1. Synthesis of [(4-nitrophenyl)ethyl]benzylamine

To a solution of 1-(4-nitrophenyl)ethan-1-one (1eq) and phenylmethylamine (1eq) in methanol was added sodium triacetoxyborohydride (1.2eq). The resulting  
30 mixture was stirred at ambient temperature for 16 h. The mixture was concentrated and partitioned between ethyl acetate and water. The organic layer was concentrated and preparative purification yielded [(4-nitrophenyl) ethyl]benzylamine. MS:  $MH^+$  =256.

Step 2. Synthesis of [(4-aminophenyl)ethyl]benzylamine

The mixture containing [(4-nitrophenyl) ethyl]benzylamine in methanol with catalytic amount of 10%Pd/C was hydrogenated until disappearance of yellow color to yield [(4-aminophenyl)ethyl]benzylamine. MS:  $MH^+ = 226$ .

5 Step 3. Synthesis of 4-[[benzylamino]ethyl]benzeneisothiocyanate

To [(4-nitrophenyl) ethyl]benzylamine in acetone at 0°C was added sodium bicarbonate (2eq) and thiophosgene (2eq). The mixture was brought to ambient temperature and concentrated and partitioned between ethyl acetate and water. The organic layer was dried with sodium bicarbonate and sodium sulfate and concentrated to  
10 yield 4-[[benzylamino]ethyl]benzeneisothiocyanate. MS:  $MH^+ = 268$ .

Step 4. Synthesis of N-methyl(4-{1-methyl-2-2[(4-[[benzylamino]ethyl]-phenyl)amino]benzimidazol-5-yloxy)-(2-pyridyl))carboxamide

To a solution of [4-(3,4-diaminophenoxy)(2-pyridyl)]-N-methylcarboxamide(1eq) in methanol was added 4-[[benzylamino]ethyl]benzeneisothiocyanate (1eq)  
15 and heated to 60°C for 3h. Preparative chromatography yielded N-methyl(4-{1-methyl-2-2-[(4-[[benzylamino] ethyl]phenyl) amino]benzimidazol-5-yloxy)-(2-pyridyl))-carboxamide. MS:  $MH^+ = 506$ .

Example 634

20 Step 1. Synthesis of (5-fluoro-2-nitrophenyl)methylamine

A solution of 5-fluoro-2-nitrophenylamine (1eq) in methylenechloride was treated with trifluoroacetic anhydride (1eq) and stirred for 10 minutes at 0°C. The mixture was quenched with saturated sodium bicarbonate solution. The organic layer was separated and washed with water, brine, dried and evaporated. To the solution of the  
25 trifluoroacetamide (1eq) in a mixture of toluene, acetonitrile and sodium hydroxide solution (50%) was added benzyltrimethylammonium chloride (1eq) and dimethyl sulfate (1.2eq). The biphasic mixture was stirred overnight at room temperature and evaporated. The mixture was taken up in ethyl acetate, washed with water, brine, dried and evaporated. The crude was purified by column chromatography eluting with 1:1 hexanes  
30 and ethyl acetate to afford (5-fluoro-2-nitrophenyl)methylamine. MS:  $MH^+ = 170$ .

Step 2. Synthesis of {4-[4-amino-3-(methylamino)phenoxy]}(2-pyridyl))-N-methylcarboxamide

The mixture containing 5-fluoro-2-nitrophenylamine (1eq), Potassium bis(trimethylsilyl)amide (2eq) was stirred in dimethylformamide for 2 hours at room temperature. To this mixture was added (3-hydroxyphenyl)-N-methylcarboxamide (1eq) and Potassium carbonate (1.2eq) and stirred at 90°C for 16 h. The reaction mixture was  
5 then concentrated and partitioned between ethyl acetate and water. The organic layer was separated and washed with brine, dried, filtered and concentrated in vacuum to give brown solid. Purification on silica gel gave N-methyl{4-[3-(methylamino)-4-nitro-  
phenoxy](2-pyridyl)}carboxamide. It was taken in methanol and hydrogenated with catalytic amount of 10%Pd/C to give {4-[4-amino-3-(methylamino)phenoxy](2-  
10 pyridyl)}-N-methylcarboxamide. MS:  $MH^+ = 272$ .

Step 3. Synthesis of (4-{2-[(4-bromophenyl)amino]-1-methylbenzimidazol-6-yloxy)-(2-pyridyl)-N-methylcarboxamide

A solution of the {4-[4-amino-3-(methylamino)phenoxy](2-pyridyl)}-N-methyl-  
carboxamide(1eq) in methanol was treated with 4-bromophenylisothiocyanate (1eq) and  
15 stirred at 60°C for 2 hours. The reaction mixture was cooled down to room temperature and iodomethane (1eq) was added and stirred overnight at 60°C. The reaction was concentrated and preparative chromatography gave (4-{2-[(4-bromophenyl)amino]-1-  
methylbenzimidazol-6-yloxy)-(2-pyridyl)-N-methylcarboxamide. MS:  $MH^+ = 452$ .

20

#### Example 635

Step 1. Synthesis of ((5-aminobenzimidazol-2-yl)(4-bromophenylamine)

A solution of the 4-nitrobenzene-1,2-diamine in methanol was treated with 4-  
bromo phenyl isothiocyanate (1eq) and stirred at 60°C for 2 hours. The reaction mixture  
was cooled down to room temperature and iodomethane (1eq) was added and stirred  
25 overnight at 60°C. The reaction was concentrated and purified on silica gel to yield (4-  
bromophenyl)(5-nitrobenzimidazol-2-yl)amine. The product was taken in methanol and  
hydrogenated with catalytic amount of 10%Pd/C to give ((5-aminobenzimidazol-2-yl)(4-  
bromophenylamine). MS:  $MH^+ = 302$ .

Step 2. Synthesis of [4-({2-[(4-bromophenyl)amino]benzimidazol-5-yl} amino)-  
30 (2-pyridyl)-N-methylcarboxamide

To a solution of ((5-aminobenzimidazol-2-yl)(4-bromophenylamine)(1eq) in N,N-  
dimethylformamide was added sodium hydride (2eq) and the mixture was microwaved



for 8mins at 220°C. The reaction mixture was partitioned between ethyl acetate and water and the organic layer was dried with sodium sulfate and concentrated. Preparative chromatography yielded [4-({2-[(4-bromophenyl)amino]benzimidazol-5-yl}amino)(2-pyridyl)-N-methylcarboxamide. MS: MH<sup>+</sup> = 437.

5

#### Example 636

Step 1. Synthesis of (4-{2-[(4-bromophenyl)methyl]-1-methylbenzimidazol-5-yloxy)-(2-pyridyl))-N-methylcarboxamide

To 4-bromophenyl acetic acid (1eq) in dichloromethane containing a drop of N,N-dimethyl formamide at 0°C was added oxalyl chloride (1.2eq). The resulting mixture was then brought to ambient temperature and stirred for 2 h. The mixture was concentrated and to it was added tetrahydrofuran and [4-(3,4-diaminophenoxy)(2-pyridyl)]-N-methylcarboxamide (1eq) and triethyl amine (1eq) and stirred for 2 h. Formation of the N-acylated product was followed by LC/MS. The mixture was concentrated and partitioned between ethyl acetate and water. The organic layer was dried with sodium sulfate and concentrated and taken in acetic acid and heated to 60°C for 2 h. Preparative chromatography yielded (4-{2-[(4-bromophenyl)methyl]-1-methylbenzimidazol-5-yloxy)-(2-pyridyl))-N-methylcarboxamide. MS: MH<sup>+</sup> = 451.

20

#### Example 637

Step 1. Synthesis of 4-({1-methyl-5-[2-(N-methylcarbamoyl)(4-pyridyloxy)]benzimidazol-2-yl}amino)benzoic acid

To {4-[3-amino-4-(methylamino)phenoxy](2-pyridyl))-N-methylcarboxamide (1eq) in methanol was added 4-isothiocyanatobenzoic acid (1eq) and stirred at 60°C for 3h. To it was then added iodomethane (1eq) and heated to 60°C for 3h. and concentrated the solvent and purified on silica gel to yield 4-({1-methyl-5-[2-(N-methylcarbamoyl)(4-pyridyloxy)]benzimidazol-2-yl}amino)benzoic acid. MS: MH<sup>+</sup> = 417.

Step 2. Synthesis of N-methyl[4-(1-methyl-2-{{4-(2-morpholin-4-ylethyl)phenyl}amino-benzimidazol-5-oxy)(2-pyridyl)]carboxamide CHIR-164277

To 4-({1-methyl-5-[2-(N-methylcarbamoyl)(4-pyridyloxy)]benzimidazol-2-yl}amino)benzoic acid (1eq) in tetrahydrofuran was added morpholine (2eq) and N,N-diisopropylethylamine(4eq) and HBTU(2eq) and stir at ambient temperature for 16 h.

The mixture was then concentrated and partitioned between ethyl acetate and water. The organic layer was washed with brine and dried with sodium sulfate. Preparative chromatography gave N-methyl[4-(1-methyl-2-{[4-(2-morpholin-4-ylethyl)phenyl]-amino-benzimidazol-5-oxy}(2-pyridyl)]carboxamide. MS: MH<sup>+</sup> = 529.

5

#### Example 638

Step 1. Synthesis of 3-({1-methyl-5-[2-(N-methylcarbamoyl)(4-pyridyloxy)]benzimidazol-2-yl} amino) benzoic acid

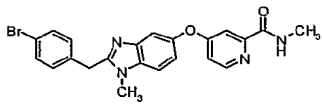
To 4-[3-amino-4-(methylamino) phenoxy](2-pyridyl)-N-methylcarboxamide (1eq) in methanol was added 3-isothiocyanatobenzoic acid (1eq) and stirred at 60°C for 3h. To it was then added iodomethane (1eq) and heated to 60°C for 3h and concentrated the solvent and purified on silica gel to yield 3-({1-methyl-5-[2-(N-methylcarbamoyl)(4-pyridyloxy)] benzimidazol-2-yl} amino)benzoic acid. MS: MH<sup>+</sup> = 417.

Step 2. Synthesis of N-methyl[3-(1-methyl-2-{[4-(2-morpholin-4-ylethyl)phenyl]-amino-benzimidazol-5-oxy}(2-pyridyl)]carboxamide

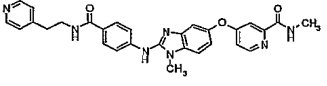
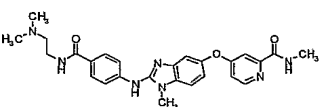
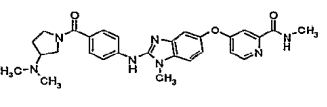
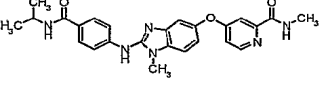
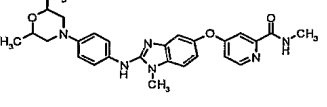
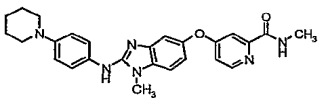
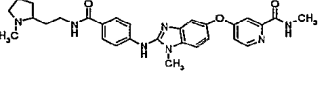
To 3-({1-methyl-5-[2-(N-methylcarbamoyl)(4-pyridyloxy)]benzimidazol-2-yl}-amino)benzoic acid (1eq) in tetrahydrofuran was added morpholine (2eq) and N,N-diisopropylethylamine (4eq), EDCI (2eq), HOAT(1.2eq) and stir at ambient temperature for 16 h. The mixture was then concentrated and partitioned between ethyl acetate and water. The organic layer was washed with brine and dried with sodium sulfate. Preparative chromatography gave N-methyl[3-(1-methyl-2-{[4-(2-morpholin-4-ylethyl)phenyl]amino-benzimidazol-5-oxy}(2-pyridyl)]carboxamide. MS: MH<sup>+</sup> = 529.

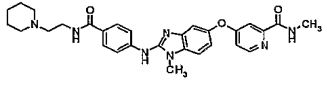
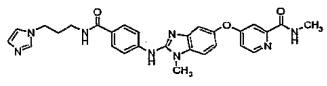
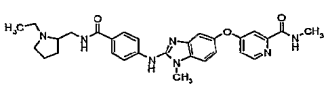
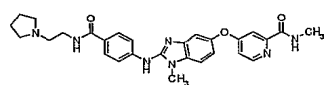
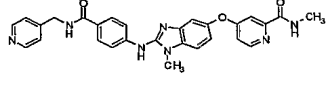
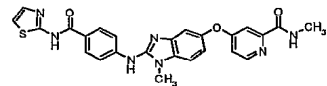
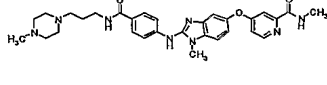
Each of the compounds 639-698, listed in Table 7 were synthesized as indicated in the right hand column by the method described in one of the Examples 627-638 or as otherwise indicated.

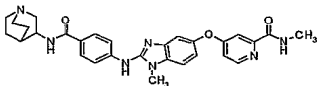
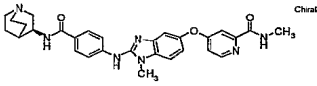
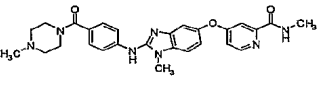
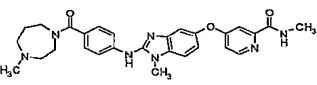
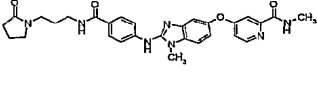
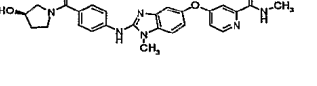
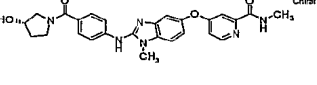
Table 7

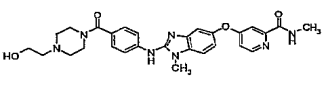
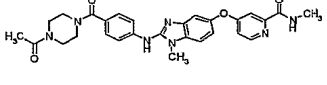
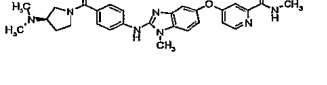
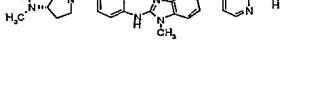
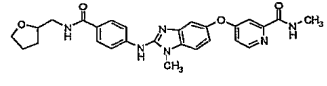
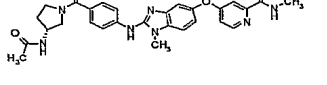
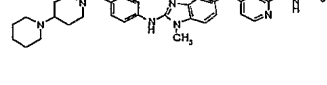
Example	Structure	Name	MH <sup>+</sup>	Synthesis as in Example:
639		4-({2-[(4-bromophenyl)-methyl]-1-methyl-1H-benzimidazol-5-yl}oxy)-N-methylpyridine-2-carboxamide	452.3	636

Example	Structure	Name	MH+	Synthesis as in Example:
640		4-({2-[(4-bromophenyl)-amino]-1H-benzimidazol-6-yl}amino)-N-methylpyridine-2-carboxamide	438.3	635
641		4-({2-[(4-bromophenyl)-1-methyl-1H-benzimidazol-6-yl]oxy}-N-methylpyridine-2-carboxamide	453.3	634
642		N-methyl-4-({1-methyl-2-[(4-{1-[(phenylmethyl)amino]ethyl}phenyl)amino]-1H-benzimidazol-5-yl}oxy)-pyridine-2-carboxamide	507.6	633
643		4-({2-[(4-{[2-(dimethylamino)ethyl]oxy}phenyl)-amino]-1-methyl-1H-benzimidazol-5-yl}oxy)-N-methylpyridine-2-carboxamide	461.5	631
644		N-methyl-4-({1-methyl-2-[(4-{(methylamino)carbonyl}phenyl)amino]-1H-benzimidazol-5-yl]oxy}-pyridine-2-carboxamide	431.5	637
645		N-methyl-4-({1-methyl-2-[(4-{[2-(morpholin-4-yl)ethyl]amino}carbonyl}phenyl)amino]-1H-benzimidazol-5-yl}oxy)-pyridine-2-carboxamide	530.6	637
646		4-({2-[(4-{(4-ethylpiperazin-1-yl)carbonyl}phenyl)-amino]-1-methyl-1H-benzimidazol-5-yl]oxy}-N-methylpyridine-2-carboxamide	514.6	637

Example	Structure	Name	MH+	Synthesis as in Example:
647		N-methyl-4-((1-methyl-2-((4-((2-pyridin-4-ylethyl)amino)carbonyl)phenyl)amino)-1H-benzimidazol-5-yl)oxy)pyridine-2-carboxamide	522.6	637
648		4-((2-((4-((2-(dimethylamino)ethyl)amino)carbonyl)phenyl)amino)-1-methyl-1H-benzimidazol-5-yl)oxy)-N-methylpyridine-2-carboxamide	488.6	637
649		4-((2-((4-((3-(dimethylamino)pyrrolidin-1-yl)carbonyl)phenyl)amino)-1-methyl-1H-benzimidazol-5-yl)oxy)-N-methylpyridine-2-carboxamide	514.6	637
650		N-methyl-4-((1-methyl-2-((4-((1-methylethyl)amino)carbonyl)phenyl)amino)-1H-benzimidazol-5-yl)oxy)pyridine-2-carboxamide	459.5	637
651		4-((2-((4-((2,6-dimethylmorpholin-4-yl)phenyl)amino)-1-methyl-1H-benzimidazol-5-yl)oxy)-N-methylpyridine-2-carboxamide	487.6	120a
652		N-methyl-4-((1-methyl-2-((4-piperidin-1-yl)phenyl)amino)-1H-benzimidazol-5-yl)oxy)pyridine-2-carboxamide	457.5	120a
653		N-methyl-4-((1-methyl-2-((4-((2-(1-methylpyrrolidin-2-yl)ethyl)amino)carbonyl)phenyl)amino)-1H-benzimidazol-5-yl)oxy)pyridine-2-carboxamide	528.6	637

Example	Structure	Name	MH+	Synthesis as in Example:
654		N-methyl-4-((1-methyl-2-[[4-[[2-piperidin-1-ylethyl]amino]carbonyl]phenyl)amino]-1H-benzimidazol-5-yl)-oxy)pyridine-2-carboxamide	528.6	637
655		4-[(2-[[4-((3-(1H-imidazol-1-yl)propyl)amino)carbonyl]phenyl]amino)-1-methyl-1H-benzimidazol-5-yl]oxy]-N-methylpyridine-2-carboxamide	525.6	637
656		4-[(2-[[4-((1-ethylpyrrolidin-2-yl)methyl]amino)carbonyl]phenyl]amino)-1-methyl-1H-benzimidazol-5-yl]oxy]-N-methylpyridine-2-carboxamide	528.6	637
657		N-methyl-4-((1-methyl-2-[[4-[[2-pyrrolidin-1-ylethyl]amino]carbonyl]phenyl)amino]-1H-benzimidazol-5-yl)oxy)pyridine-2-carboxamide	514.6	637
658		N-methyl-4-((1-methyl-2-[[4-[[pyridin-4-ylmethyl]amino]carbonyl]phenyl)amino]-1H-benzimidazol-5-yl)oxy)pyridine-2-carboxamide	508.6	637
659		N-methyl-4-([1-methyl-2-((4-[(1,3-thiazol-2-yl)amino]carbonyl)phenyl)amino)-1H-benzimidazol-5-yl]oxy)pyridine-2-carboxamide	500.6	637
660		N-methyl-4-[(1-methyl-2-[[4-((3-(4-methylpiperazin-1-yl)propyl)amino)carbonyl]phenyl]amino)-1H-benzimidazol-5-yl]oxy)pyridine-2-carboxamide	557.7	637

Example	Structure	Name	MH+	Synthesis as in Example:
661		4-([2-((4-((1-azabicyclo[2.2.2]oct-3-ylamino)carbonyl)phenyl)amino)-1-methyl-1H-benzimidazol-5-yl]oxy)-N-methylpyridine-2-carboxamide	526.6	637
662		4-([2-((4-((3S)-1-azabicyclo[2.2.2]oct-3-ylamino)carbonyl)phenyl)amino)-1-methyl-1H-benzimidazol-5-yl]oxy)-N-methylpyridine-2-carboxamide	526.6	637
663		N-methyl-4-([1-methyl-2-((4-((4-methylpiperazin-1-yl)carbonyl)phenyl)amino)-1H-benzimidazol-5-yl]oxy)-pyridine-2-carboxamide	500.6	637
664		N-methyl-4-([1-methyl-2-((4-((4-methyl-1,4-diazepan-1-yl)carbonyl)phenyl)amino)-1H-benzimidazol-5-yl]oxy)-pyridine-2-carboxamide	514.6	637
665		N-methyl-4-([1-methyl-2-([4-([3-(2-oxopyrrolidin-1-yl)propyl]amino)carbonyl]phenyl)amino)-1H-benzimidazol-5-yl]oxy)-pyridine-2-carboxamide	542.6	637
666		4-([2-((4-((3R)-3-hydroxy-pyrrolidin-1-yl)carbonyl)-phenyl)amino)-1-methyl-1H-benzimidazol-5-yl]oxy)-N-methylpyridine-2-carboxamide	487.5	637
667		4-([2-((4-((3S)-3-hydroxy-pyrrolidin-1-yl)carbonyl)-phenyl)amino)-1-methyl-1H-benzimidazol-5-yl]oxy)-N-methylpyridine-2-carboxamide	487.5	637

Example	Structure	Name	MH+	Synthesis as in Example:
668		4-({2-[(4-{[4-(2-hydroxyethyl)piperazin-1-yl]-carbonyl}phenyl)amino]-1-methyl-1H-benzimidazol-5-yl}oxy)-N-methylpyridine-2-carboxamide	530.6	637
669		4-{[2-[(4-{[4-(4-acetyl)piperazin-1-yl]carbonyl}phenyl]-amino)-1-methyl-1H-benzimidazol-5-yl]oxy}-N-methylpyridine-2-carboxamide	528.6	637
670		4-({2-[(4-{[(3R)-3-(dimethylamino)pyrrolidin-1-yl]-carbonyl}phenyl)amino]-1-methyl-1H-benzimidazol-5-yl}oxy)-N-methylpyridine-2-carboxamide	514.6	637
671		4-({2-[(4-{[(3S)-3-(dimethylamino)pyrrolidin-1-yl]-carbonyl}phenyl)amino]-1-methyl-1H-benzimidazol-5-yl}oxy)-N-methylpyridine-2-carboxamide	514.6	637
672		N-methyl-4-({1-methyl-2-[[4-{[(tetrahydrofuran-2-yl)methyl]amino]carbonyl}-phenyl]amino]-1H-benzimidazol-5-yl}oxy)-pyridine-2-carboxamide	501.6	637
673		4-({2-[(4-{[(3R)-3-(acetylamino)pyrrolidin-1-yl]-carbonyl}phenyl)amino]-1-methyl-1H-benzimidazol-5-yl}oxy)-N-methylpyridine-2-carboxamide	528.6	637
674		4-[(2-{[4-(1,4'-bipiperidin-1'-yl)carbonyl]phenyl}amino)-1-methyl-1H-benzimidazol-5-yl]oxy]-N-methylpyridine-2-carboxamide	568.7	637

Example	Structure	Name	MH+	Synthesis as in Example:
675		N-methyl-4-[(1-methyl-2-[[4-(morpholin-4-yl)carbonyl]phenyl]amino)-1H-benzimidazol-5-yl]oxy]pyridine-2-carboxamide	487.5	637
676		4-({2-[[4-[(3R,5S)-3,5-dimethylpiperazin-1-yl]carbonyl]phenyl]amino]-1-methyl-1H-benzimidazol-5-yl}oxy)-N-methylpyridine-2-carboxamide	514.6	637
677		N-methyl-4-[(1-methyl-2-[[4-(pyrrolidin-1-yl)carbonyl]phenyl]amino)-1H-benzimidazol-5-yl]oxy]pyridine-2-carboxamide	471.5	637
678		4-({2-[[4-[(2R)-2-(amino)pyrrolidin-1-yl]carbonyl]phenyl]amino]-1-methyl-1H-benzimidazol-5-yl}oxy)-N-methylpyridine-2-carboxamide	514.6	637
679		N-methyl-4-({1-methyl-2-[[4-[(1-methylethyl)piperazin-1-yl]carbonyl]phenyl]amino]-1H-benzimidazol-5-yl}oxy)pyridine-2-carboxamide	528.6	637
680		4-[(2-[[4-[(2R,5S)-2-[(dimethylamino)methyl]-5-methylmorpholin-4-yl]carbonyl]phenyl]amino)-1-methyl-1H-benzimidazol-5-yl]oxy]-N-methylpyridine-2-carboxamide	558.7	637
681		N-methyl-4-({1-methyl-2-[[4-[(1-methylpiperidin-4-yl)amino]carbonyl]phenyl]amino]-1H-benzimidazol-5-yl}oxy)pyridine-2-carboxamide	514.6	637



Example	Structure	Name	MH+	Synthesis as in Example:
682		4-[(2-{{4-({2-(dimethylamino)methyl}morpholin-4-yl}carbonyl)phenyl}amino)-1-methyl-1H-benzimidazol-5-yl]oxy]-N-methylpyridine-2-carboxamide	544.6	637
683		4-{{2-({4-[(4-ethylpiperazin-1-yl)methyl]phenyl}amino)-1-methyl-1H-benzimidazol-5-yl]oxy}-N-methylpyridine-2-carboxamide	500.6	630
684		N-methyl-4-{{1-methyl-2-({4-[methyl(1-methylpyrrolidin-3-yl)amino]phenyl}amino)-1H-benzimidazol-5-yl]oxy}-pyridine-2-carboxamide	486.6	631
685		4-{{2-({4-[[2-(dimethylamino)ethyl](methyl)amino]phenyl}amino)-1-methyl-1H-benzimidazol-5-yl]oxy}-N-methylpyridine-2-carboxamide	474.6	631
686		4-[(2-{{4-[(4-ethylpiperazin-1-yl)phenyl]amino}-1-methyl-1H-benzimidazol-5-yl]oxy]-N-methylpyridine-2-carboxamide	486.6	631
687		4-{{2-({4-[2-(4-ethylpiperazin-1-yl)ethyl]phenyl}amino)-1-methyl-1H-benzimidazol-5-yl]oxy}-N-methylpyridine-2-carboxamide	514.6	632

Example	Structure	Name	MH+	Synthesis as in Example:
688		N-methyl-4-[(1-methyl-2-[[4-(2-morpholin-4-ylethyl)phenyl]amino]-1H-benzimidazol-5-yl]oxy]pyridine-2-carboxamide	487.6	632
689		N-methyl-4-[(1-methyl-2-[[4-(2-piperidin-1-ylethyl)phenyl]amino]-1H-benzimidazol-5-yl]oxy]pyridine-2-carboxamide	485.6	632
690		N-methyl-4-[(1-methyl-2-[[4-(4-methylpiperazin-1-yl)methyl]phenyl]-1H-benzimidazol-5-yl]oxy]pyridine-2-carboxamide	471.6	628
691		N-methyl-4-[(1-methyl-2-[[4-((4-methylpiperazin-1-yl)methyl)phenyl]carbonyl]amino]-1H-benzimidazol-5-yl]oxy]pyridine-2-carboxamide	514.6	627
692		N-methyl-4-[[1-methyl-2-[[4-(morpholin-4-yl)methyl]phenyl]carbonyl]amino]-1H-benzimidazol-5-yl]oxy]pyridine-2-carboxamide	501.6	627
693		N-methyl-4-[[1-methyl-2-[[4-(piperidin-1-yl)methyl]phenyl]carbonyl]amino]-1H-benzimidazol-5-yl]oxy]pyridine-2-carboxamide	499.6	627

Example	Structure	Name	MH+	Synthesis as in Example:
694		N-methyl-4-({1-methyl-2-[4-(morpholin-4-ylmethyl)phenyl]-1H-benzimidazol-5-yl}oxy)pyridine-2-carboxamide	458.5	628
695		N-methyl-4-({1-methyl-2-[4-(piperidin-1-ylmethyl)phenyl]-1H-benzimidazol-5-yl}oxy)pyridine-2-carboxamide	456.6	628
696		4-({2-[4-({[2-(dimethylamino)ethyl]amino)methyl]phenyl}-1-methyl-1H-benzimidazol-5-yl}oxy)-N-methylpyridine-2-carboxamide	459.6	628
697		4-[[2-(4-{{[2-(dimethylamino)ethyl](methyl)amino]methyl}phenyl)-1-methyl-1H-benzimidazol-5-yl]oxy]-N-methylpyridine-2-carboxamide	473.6	628
698		4-[(4-methylpiperazin-1-yl)methyl]-N-{5-[(4-pyridin-3-ylpyrimidin-2-yl)oxy]-1H-benzimidazol-2-yl}benzamide	521.6	629

#### Example 699

Step 1. Synthesis of {4-[2-methoxy-4-(methylamino)-5-nitrophenoxy](2-pyridyl)}-N-methylcarboxamide

- 5 To a stirred solution of concentrated nitric acid (22eq) was added 2-hbenzo[d]1,3-dioxolane(1eq) at 0-10 °C for 0.5h and stirred for another 0.5h. To this reaction mixture was then added concentrated sulfuric acid (0.06eq) drop-wise at 0-10°C for 0.5h and stirred at 20°C for 0.5h. It was then poured on to crushed ice, and the

separated solid was filtered washed with water and dried to give 5,6-dinitro-2 h-benzol[d]1,3-dioxalane. MS:MH<sup>+</sup> 212

Step 2. Synthesis of methyl(6-nitro(2 h-benzo[3,4-d]1,3-dioxalan-5-yl)amine

To a stirred solution of methyl amine in ether and ethanol (1.5:1) was added 5,6-dinitro-2 h-benzol[d]1,3-dioxalane and stirred at ambient temperature for 24h. The solvent was evaporated under vacuum and the solid was washed with water and dried to give methyl(6-nitro(2 h-benzo[3,4-d]1,3-dioxalan-5-yl)amine. MS: MH<sup>+</sup> 196

Step 3. Synthesis of 2-methoxy-4-(methylamino)-5-nitrophenol

To a stirred solution of methanol was added sodium metal (4.8 eq) slowly at ambient temperature followed by methyl(6-nitro(2 h-benzo[3,4-d]1,3-dioxalan-5-yl)amine (1 eq) and stirred for 2 h. The mixture was then refluxed for 0.5h and diluted with water. After cooling it to ambient temperature the separated solid was filtered and dried to give 2-methoxy-4-(methylamino)-5-nitrophenol as a red solid. MS:MH<sup>+</sup> 198

Step 4. Synthesis of {4-[2-methoxy-4-(methylamino)-5-nitrophenoxy](2-pyridyl)}-N-methylcarboxamide

To a stirred solution of 2-methoxy-4-(methylamino)-5-nitrophenol(1eq) in N,N-dimethylacetamide was added potassium-t-butoxide (1.2eq) and continued stirring at ambient temperature until it solidified. To it was then added (3-chlorophenyl)-N-methylcarboxamide (1eq) and anhydrous potassium carbonate (1eq) and the resulting mixture was heated to 50°C whereby the solid liquified. It was then heated to 110°C for 12 h. After cooling to ambient temperature the solvent was distilled off and the resulting solid was extracted using ethyl acetate in a soxhlet apparatus for 48h. the organic layer was cooled to 0°C, when the product crystallized from the ethyl acetate to give {4-[2-methoxy-4-(methylamino)-5-nitrophenoxy](2-pyridyl)}-N-methylcarboxamide.

MS:MH<sup>+</sup> 332

Step 5. Synthesis of 4-{2-[(4-chlorophenyl)amino]-6-methoxy-1-methylbenzimidazol-5-yloxy}pyridine-2-carboxylic acid

To tert-butyl 4-[3-amino-6-methoxy-4-(methylamino)phenoxy]pyridine-2-carboxylate(1eq) in methanol was added 4-chlorobenzeneisothiocyanate (1eq) and stir at ambient temperature for 16 h. Formation of the corresponding thiourea was followed by LC/MS. To it was then added iodomethane (1eq) and heated to 60°C for 2 h. Formation of tert-butyl 4-(2-{[4-chlorophenyl]amino}-1-methylbenzimidazol-5-yloxy)pyridine-2-carboxylate was followed by LC/MS. To it in methylene chloride was added

trifluoroacetic acid and stirred at ambient temperature overnight. Resulting 4-(2-{{[4-chlorophenylamino]-6-methoxy-1-methylbenzimidazol-5-yloxy}pyridine-2-carboxylic acid was purified by preparative chromatography. MS: MH<sup>+</sup> = 424.

5 Step 6. Synthesis of [4-(2-{{[4-chlorophenyl]amino-6-methoxy-1-methylbenzimidazol-5-yloxy}(2-pyridyl)]-N-(2-pyrrolidinyloxy)carboxamide

To 4-(2-{{[4-chlorophenyl]amino-6-methoxy-1-methylbenzimidazol-5-yloxy}pyridine-2-carboxylic acid(1eq) in tetrahydrofuran was added 2-pyrrolidinyloxyamine (2eq), HBTU (2eq) and N,N-diisopropylethylamine (4eq) and stir at ambient temperature for 16 h. The mixture was then concentrated and partitioned between ethyl acetate and  
10 water. The organic layer was concentrated and preparative chromatography yielded [4-(2-{{[4-chlorophenyl]amino-6-methoxy-1-methylbenzimidazol-5-yloxy}(2-pyridyl)]-N-(2-pyrrolidinyloxy)carboxamide. MS: MH<sup>+</sup> = 522.

#### Example 700

15 Step 1. Synthesis of 4-{{[4-bromo-3-methylphenyl]amino}-6-methoxy-1-methylbenzimidazol-5-yloxy}pyridine-2-carboxylic acid

To tert-butyl 4-[[3-amino-6-methoxy-4-(methylamino)phenoxy]pyridine-2-carboxylate(1eq) in methanol was added 4-bromo-3-methylbenzeneisothiocyanate (1eq) and stir at ambient temperature for 16 h. Formation of the corresponding thiourea was followed by LC/MS. To it was then added iodomethane (1eq) and heated to 60°C for 2 h.  
20 Formation of tert-butyl 4-((2-{{[4-bromo-3-methylphenyl]amino}-1-methylbenzimidazol-5-yloxy}pyridine -2-carboxylate was followed by LC/MS. To it in methylene chloride was added trifluoroacetic acid and stirred at ambient temperature overnight. Resulting 4-{{[4-bromo-3-methylphenylamino]-6-methoxy-1-methylbenzimidazol-5-yloxy}pyridine-2-carboxylic acid was purified by preparative chromatography. MS: MH<sup>+</sup> = 482.

25 Step 2. Synthesis of [4-(2-{{[4-bromo-3-methylphenyl]amino-6-methoxy-1-methylbenzimidazol-5-yloxy}(2-pyridyl)]-N-(2-pyrrolidinyloxy)carboxamide

To 4-(2-{{[4-bromo-3-methylphenyl]amino-6-methoxy-1-methylbenzimidazol-5-yloxy}pyridine-2-carboxylic acid(1eq) in tetrahydrofuran was added 2-pyrrolidinyloxyamine (2eq), HBTU (2eq) and N,N-diisopropylethylamine (4eq) and stir  
30 at ambient temperature for 16 h. The mixture was then concentrated and partitioned between ethyl acetate and water. The organic layer was concentrated and preparative chromatography yielded [4-(2-{{[4-bromo-3-methylphenyl]amino-6-methoxy-1-

methylbenzimidazol-5-yloxy)(2-pyridyl)]-N-(2-pyrrolidinyloxy)carboxamide. MS: MH<sup>+</sup> = 579.

#### Example 701

Step 1. Synthesis of 4-{3-[3-(3-Isopropyl-phenyl)-thioureaido]-4-methylamino-phenoxy}-pyridine-2-carboxylic acid

To tert-butyl 4-[3-amino-4-(methylamino)phenoxy]pyridine-2-carboxylate (1eq) in methanol was added 3-isopropylbenzenethiocyanate (1eq) and stir at ambient temperature for 16 h. Formation of the corresponding thiourea was followed by LC/MS. To it was then added iodomethane (1eq) and heated to 60°C for 2 h. Formation of 4-{3-[3-(3-Isopropyl-phenyl)-thioureaido]-4-methylamino-phenoxy}-pyridine-2-carboxylate was followed by LC/MS. To it in methylene chloride was added trifluoroacetic acid and stirred at ambient temperature overnight. Resulting 4-(2-{[4-bromo-3-methylphenyl-amino]-1-methylbenzimidazol-5-yloxy})pyridine-2-carboxylic acid was purified by preparative chromatography. MS: MH<sup>+</sup> = 437

Step 2. Synthesis of 4-[2-(3-Isopropyl-phenylamino)-1-methyl-1H-benzimidazol-5-yloxy]-pyridine-2-carboxylic acid 2-pyrrolidin-1-yl-ethyl-amide

To 4-{3-[3-(3-Isopropyl-phenyl)-thioureaido]-4-methylamino-phenoxy}-pyridine-2-carboxylic acid (1eq) in tetrahydrofuran was added 2-pyrrolidinylethylamine (2eq), EDCI (2eq), HOAT (1.2eq) and N,N-diisopropylethylamine (4eq) and stir at ambient temperature for 16 h. The mixture was then concentrated and partitioned between ethyl acetate and water. The organic layer was concentrated and preparative chromatography yielded 4-[2-(3-Isopropyl-phenylamino)-1-methyl-1H-benzimidazol-5-yloxy]-pyridine-2-carboxylic acid 2-pyrrolidin-1-yl-ethyl-amide. MS: MH<sup>+</sup> = 499.

#### Example 702

Step 1. Synthesis of 3-chloro-4-(2-methyl-5-nitrophenyl)pyridine

Nitrogen was bubbled through a solution of 2-bromo-1-methyl-4-nitrobenzene (1eq) in dimethoxyethane and water (3:1) for 0.5h. Bis(diphenylphosphino)ferrocene Palladium(II)chloride (0.05eq) followed by 3-chloro-4-pyridine boronic acid hydrate (1eq) and sodium carbonate (3eq) was added and the mixture was heated to 90°C for 16 h under nitrogen. The reaction mixture was concentrated and partitioned between ethyl acetate and water. The organic layer was washed with brine and dried with sodium

sulfate and concentrated. Purification on silica gel gave 3-chloro-4-(2-methyl-5-nitrophenyl)pyridine. MS: MH<sup>+</sup> = 248.

Note: The same procedure was used for Suzuki reaction between the halopyridines and the nitrophenylboronic acids.

5 Boronic acids were synthesized using the following procedure if commercially unavailable.

Step 1a. Synthesis of 2-fluoropyridine boronic acid

A flame-dried flask was charged with toluene and tetrahydrofuran (4:1) and then with 4-bromo-2-fluoropyridine (1eq) and triisopropylborate (1.2eq) and the flask was  
10 cooled to -70°C. Then n-butyllithium (1.2eq) was added dropwise over 0.5h and the mixture was stirred for 0.5h at -70°C. The reaction mixture was then brought to -20°C and 2N hydrochloric acid was added to it. Formation of 2-fluoropyridine boronic acid was seen by LC/MS on warming the mixture to ambient temperature. The mixture was partitioned between ethyl acetate and water. The organic layer was dried with sodium  
15 sulfate and concentrated to yield 2-fluoropyridine boronic acid. MS: MH<sup>+</sup> = 141.

Step 2. Synthesis of 3-(3-chloro(4-pyridyl)-4-methylphenyl)amine

To the mixture containing 3-chloro-4-(2-methyl-5-nitrophenyl)pyridine in acetic acid was added Fe dust (5eq) and the resulting mixture was stirred at ambient temperature for 6h. To it was then added saturated sodium carbonate to bring it to neutral pH and  
20 extracted with ethyl acetate. The organic layer was washed with brine and dried with sodium sulfate and concentrated and passed through a plug of silica to yield 3-(3-chloro(4-pyridyl))-4-methylphenylamine. MS: MH<sup>+</sup> = 218.

Step 3. Synthesis of 3-(3-chloro(4-pyridyl))-4-methylbenzeneisothiocyanate

To 3-(3-chloro(4-pyridyl))-4-methylphenylamine in acetone at 0°C was added  
25 sodium bicarbonate (2eq) and thiophosgene (2eq). The mixture was brought to ambient temperature and concentrated and partitioned between ethyl acetate and water. The organic layer was dried with sodium bicarbonate and sodium sulfate and concentrated to yield 3-(3-chloro(4-pyridyl))-4-methylbenzeneisothiocyanate. MS: MH<sup>+</sup> = 260.

Step 4. Synthesis of {4-(2-([3-(3-chloro(4-pyridyl))-4-methylphenyl]amino)-1-  
30 methylbenzimidazol-5-yloxy)(2-pyridyl)]-N-methylcarboxamide

To 3-(3-chloro(4-pyridyl))-4-methylbenzeneisothiocyanate (1eq) in methanol was added {4-[3-amino-4-(methylamino)phenoxy](2-pyridyl)}-N-methylcarboxamide (1eq) and the resulting mixture was stirred at ambient temperature for 16 h. LC/MS shows

formation of the corresponding thiourea. To it in methanol was then added anhydrous ferric chloride (1.5eq) and stirred for 3h. The reaction mixture was then concentrated to half its volume and brought to neutral pH with 1N sodium hydroxide. It was then extracted with ethyl acetate and the organic layer was washed with brine and dried with sodium sulfate. The crude was then triturated with hot methanol to yield {4-(2-{{3-(3-chloro(4-pyridyl))-4-methylphenyl}amino)-1-methylbenzimidazol-5-yloxy}(2-pyridyl))-N-methylcarboxamide. MS: MH+ = 498.

#### Example 703

1. Synthesis of {4-[2-methoxy-4-(methylamino)-5-nitrophenoxy](2-pyridyl))-N-methylcarboxamide

To a stirred solution of concentrated nitric acid (22eq) was added 2-h-benzo[d]1,3-dioxolane(1eq) at 0-10 °C for 0.5h and stirred for another 0.5h. To this reaction mixture was then added concentrated sulfuric acid (0.06eq) drop-wise at 0-10°C for 0.5h and stirred at 20°C for 0.5h. It was then poured on to crushed ice, and the separated solid was filtered washed with water and dried to give 5,6-dinitro-2-h-benzol[d]1,3-dioxalane. MS:MH+ 212

Step 2. Synthesis of methyl(6-nitro(2 h-benzo[3,4-d]1,3-dioxalan-5-yl)amine

To a stirred solution of methyl amine in ether and ethanol (1.5:1) was added 5,6-dinitro-2 h-benzol[d]1,3-dioxalane and stirred at ambient temperature for 24h. The solvent was evaporated under vacuum and the solid was washed with water and dried to give methyl(6-nitro(2 h-benzo[3,4-d]1,3-dioxaln-5-yl))amine. MS: MH+ 196

Step 3. Synthesis of 2-methoxy-4-(methylamino)-5-nitrophenol

To a stirred solution of methanol was added sodium metal (4.8 eq) slowly at ambient temperature followed by methyl(6-nitro(2 h-benzo[3,4-d]1,3-dioxalan-5-yl))amine (1 eq) and stirred for 2 h. The mixture was then refluxed for 0.5h and diluted with water. After cooling it to ambient temperature the separated solid was filtered and dried to give 2-methoxy-4-(methylamino)-5-nitrophenol as a red solid. MS:MH+ 198

Step 4. Synthesis of {4-[2-methoxy-4-(methylamino)-5-nitrophenoxy](2-pyridyl))-N-methylcarboxamide

To a stirred solution of 2-methoxy-4-(methylamino)-5-nitrophenol(1eq) in N,N-dimethylacetamide was added potassium-t-butoxide (1.2eq) and continued stirring at ambient temperature until it solidified. To it was then added (3-chlorophenyl)-N-



methylcarboxamide (1eq) and anhydrous potassium carbonate (1eq) and the resulting mixture was heated to 50°C whereby the solid liquified. It was then heated to 110°C for 12 h. After cooling to ambient temperature the solvent was distilled off and the resulting solid was extracted using ethyl acetate in a soxhlet apparatus for 48h. The organic layer  
5 was cooled to 0°C, when the product crystallized from the ethyl acetate to give {4-[2-methoxy-4-(methylamino)-5-nitrophenoxy](2-pyridyl)}-N-methylcarboxamide.

MS:MH+ 332

Step 5. Synthesis of {4-[3-amino-6-methoxy-4-(methylamino)phenoxy](2-pyridyl)}-N-methylcarboxamide

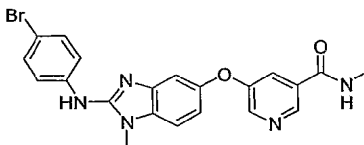
10 A solution of {4-[2-methoxy-4-(methylamino)-5-nitrophenoxy](2-pyridyl)}-N-methylcarboxamide. In methanol was hydrogenated with 10%Pd/C. The catalyst was filtered off and the solvent was concentrated to yield {4-[3-amino-6-methoxy-4-(methylamino)phenoxy](2-pyridyl)}-N-methylcarboxamide. MS:MH+: 302.

Step 6. Synthesis of (4-{2-[(4-bromo-3-methylphenyl)amino]}-6-methoxy-1-methylbenzimidazol-5-yloxy)-(2-pyridyl))-N-methylcarboxamide  
15

To a solution of {4-[3-amino-6-methoxy-4-(methylamino)phenoxy](2-pyridyl)}-N-methylcarboxamide (1eq) in methanol was added 4-bromo-3-methylbenzeneisothiocyanate (1eq) and stirred at 60°C for 2 h. Formation of thiourea was followed by LC/MS. To it was added iodomethane (1eq) and heated to 60°C for 3h. The  
20 mixture was concentrated and purified on preparative chromatography to yield (4-{2-[(4-bromo-3-methylphenyl)amino]}-6-methoxy-1-methylbenzimidazol-5-yloxy)-(2-pyridyl))-N-methylcarboxamide. MS:MH+ 496.

#### Example 704

25 Synthesis of (5-{2-[(4-bromophenyl)amino]}-1-methylbenzimidazol-5-yloxy)-(3-pyridyl))-N-methylcarboxamide



30 Step 1. Synthesis of methyl-5-(4-nitrophenoxy)pyridine-3-carboxylate

The mixture containing methyl-5-hydroxypyridine-3-carboxylate (1eq), Potassium bis(trimethylsilyl)amide (1.2eq) was stirred in N,N-dimethylformamide for 2 hours at

room temperature. To this mixture was added 1-fluoro-4-nitrobenzene (1.1eq) and Potassium carbonate (1.2eq) and stirred at 80°C for 16 h. The reaction mixture was then concentrated and partitioned between ethyl acetate and water. The organic layer was separated and washed with brine, dried, filtered and concentrated in vacuum to give  
5 brown solid. Purification on silica gel methyl-5-(4-nitrophenoxy)pyridine-3-carboxylate. MS: MH+ = 274.

Step 2. Synthesis of methyl5-[4-aminophenoxy]pyridine-3-carboxylate

The mixture containing methyl-5-(4-nitrophenoxy)pyridine-3-carboxylate in methanol with catalytic amount of 10%Pd/C was hydrogenated to yield methyl5-[4-  
10 aminophenoxy]pyridine-3-carboxylate. MS: MH+ = 244.

Step 3. Synthesis of methyl-5-[4-(2,2,2-trifluoroacetamino)phenoxy]pyridine-3-carboxylate

A solution of methyl-5-[4-aminophenoxy]pyridine-3-carboxylate (1eq) in methylene chloride was treated with trifluoroacetic anhydride (1eq) and stirred for 10  
15 minutes at 0°C. The mixture was quenched with saturated sodium bicarbonate solution. The organic layer was separated and washed with water, brine, dried and evaporated to yield methyl-5-[4-(2,2,2-trifluoroacetamino)phenoxy]pyridine-3-carboxylate. MS: MH+ = 340.

Step 4. Synthesis of methyl5-[3-nitro-4-(2,2,2-trifluoroacetyl-amino)phenoxy]-  
20 pyridine-3-carboxylate

To a solution of methyl-5-[4-(2,2,2-trifluoroacetamino)phenoxy]pyridine-3-carboxylate in acetic acid and acetic anhydride(1:1) at 0°C was added nitric acid followed by sulfuric acid. Followed the reaction by LC and once complete it was partitioned between ethyl acetate. The organic layer was washed with brine and dried with sodium  
25 sulfate and concentrated to yield methyl5-[3-nitro-4-(2,2,2-trifluoroacetyl-amino)-phenoxy]pyridine-3-carboxylate. MS: MH+ = 385.

Step 5. Synthesis of methyl4-[4-(methylamino)-3-nitrophenoxy]pyridine-3-carboxylate

To the solution of the methyl5-[3-nitro-4-(2,2,2-trifluoroacetyl-amino)phenoxy]-  
30 pyridine-3-carboxylate (1eq) in a mixture of toluene, acetonitrile and sodium hydroxide solution (50%) was added benzyltrimethylammonium chloride (1eq) and dimethyl sulfate (1.2eq). The biphasic mixture was stirred overnight at room temperature and evaporated. The mixture was taken up in ethyl acetate, washed with water, brine, dried and

evaporated. The crude was purified by column chromatography to afford methyl4-[4-(methylamino)-3-nitrophenoxy]pyridine-3-carboxylate. MS: MH+ = 303.

Step 6. Synthesis of methyl5-[3-amino-4-(methylamino)phenoxy]pyridine-3-carboxylate

5 The mixture containing methyl4-[4-(methylamino)-3-nitrophenoxy]pyridine-3-carboxylate was hydrogenated with 10%Pd/C to yield methyl5-[3-amino-4-(methylamino)phenoxy]pyridine-3-carboxylate. MS: MH+ = 273.

Step 7. Synthesis of methyl5-{2-[(4-bromophenyl)amino]-1-methylbenzimidazol-5-yloxy}pyridine-3-carboxylate

10 A solution of the methyl5-[3-amino-4-(methylamino)phenoxy]pyridine-3-carboxylate (1eq) in methanol (8 ml) was treated with 4-bromophenylisothiocyanate (1eq) and stirred at 60°C - 65°C for 2 hours. The reaction mixture was cooled down to room temperature and methyl iodide (1eq) was added and stirred overnight at 60°C. The reaction was cooled down to room temperature, evaporated, taken up in ethyl acetate and  
15 washed with water and brine, dried, evaporated under reduced pressure. Column chromatography yielded methyl5-{2-[(4-bromophenyl)amino]-1-methylbenzimidazol-5-yloxy}pyridine-3-carboxylate. MS: MH+ = 452

Step 8. Synthesis of (5-{2-[(4-bromophenyl)amino]-1-methylbenzimidazol-5-yloxy)-(3-pyridyl))-N-methylcarboxamide

20 To a solution of methyl5-{2-[(4-bromophenyl)amino]-1-methylbenzimidazol-5-yloxy}pyridine-3-carboxylate in added methylamine and the resulting mixture was stirred at ambient temperature for 16 h. It was then concentrated and purified by preparative chromatography to yield (5-{2-[(4-bromophenyl)amino]-1-methylbenzimidazol-5-yloxy)-(3-pyridyl))-N-methylcarboxamide. MS: MH+ = 452.

25

Each of the compounds 705-746, listed in Table 8 were synthesized as indicated in the right hand column by the method described in one of the Examples 699 or 700.

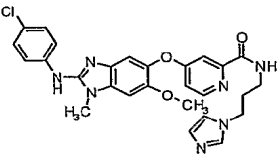
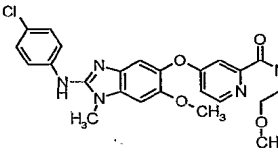
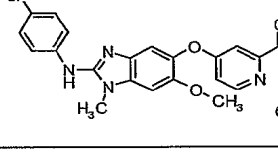
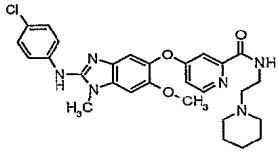
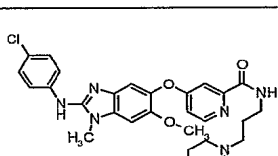
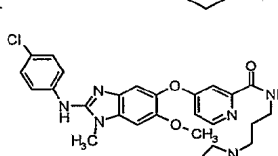
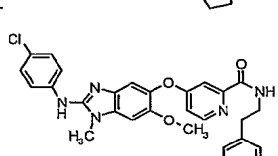
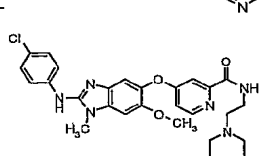
Table 8

Example	Molecular Structure	Name	MH+	Synthesized as in Example:
705		4-{[2-[(4-bromo-3-methylphenyl)amino]-1-methyl-6-(methoxy)-1H-benzimidazol-5-yl]oxy}-N-[(1-ethylpyrrolidin-2-yl)methyl]pyridine-2-carboxamide	594.5	700
706		4-{[2-[(4-bromo-3-methylphenyl)amino]-1-methyl-6-(methoxy)-1H-benzimidazol-5-yl]oxy}-N-(2-morpholin-4-ylethyl)pyridine-2-carboxamide	596.5	700
707		4-{[2-[(4-bromo-3-methylphenyl)amino]-1-methyl-6-(methoxy)-1H-benzimidazol-5-yl]oxy}-N-[3-(4-methylpiperazin-1-yl)propyl]pyridine-2-carboxamide	623.6	700
708		4-{[2-[(4-bromo-3-methylphenyl)amino]-1-methyl-6-(methoxy)-1H-benzimidazol-5-yl]oxy}-N-1,3-thiazol-2-ylpyridine-2-carboxamide	566.5	700
709		4-{[2-[(4-bromo-3-methylphenyl)amino]-1-methyl-6-(methoxy)-1H-benzimidazol-5-yl]oxy}-N-[2-(1-methylpyrrolidin-2-yl)ethyl]pyridine-2-carboxamide	594.5	700
710		4-{[2-[(4-bromo-3-methylphenyl)amino]-1-methyl-6-(methoxy)-1H-benzimidazol-5-yl]oxy}-N-(2-pyrrolidin-1-ylethyl)pyridine-2-carboxamide	580.5	700

Example	Molecular Structure	Name	MH+	Synthesized as in Example:
711		4-{{2-[(4-bromo-3-methylphenyl)amino]-1-methyl-6-(methoxy)-1H-benzimidazol-5-yl]oxy}-N-[3-(1H-imidazol-1-yl)propyl]pyridine-2-carboxamide	591.5	700
712		4-{{2-[(4-bromo-3-methylphenyl)amino]-1-methyl-6-(methoxy)-1H-benzimidazol-5-yl]oxy}-N-[2-(methoxy)ethyl]pyridine-2-carboxamide	541.4	700
713		4-{{2-[(4-bromo-3-methylphenyl)amino]-1-methyl-6-(methoxy)-1H-benzimidazol-5-yl]oxy}-N-(2-hydroxyethyl)pyridine-2-carboxamide	527.4	700
714		4-{{2-[(4-bromo-3-methylphenyl)amino]-1-methyl-6-(methoxy)-1H-benzimidazol-5-yl]oxy}-N-(2-piperidin-1-ylethyl)pyridine-2-carboxamide	594.5	700
715		4-{{2-[(4-bromo-3-methylphenyl)amino]-1-methyl-6-(methoxy)-1H-benzimidazol-5-yl]oxy}-N-(3-piperidin-1-ylpropyl)pyridine-2-carboxamide	608.5	700
716		4-{{2-[(4-bromo-3-methylphenyl)amino]-1-methyl-6-(methoxy)-1H-benzimidazol-5-yl]oxy}-N-[3-(4-methylpiperazin-1-yl)propyl]pyridine-2-carboxamide	623.6	700
717		4-{{2-[(4-bromo-3-methylphenyl)amino]-1-methyl-6-(methoxy)-1H-benzimidazol-5-yl]oxy}-N-(2-pyridin-4-ylethyl)pyridine-2-carboxamide	588.5	700

Example	Molecular Structure	Name	MH+	Synthesized as in Example:
718		4-{[2-[(4-bromo-3-methylphenyl)amino]-1-methyl-6-(methoxy)-1H-benzimidazol-5-yl]oxy}-N-(2-piperazin-1-yl-ethyl)pyridine-2-carboxamide	595.5	700
719		4-{[2-[(4-bromo-3-methylphenyl)amino]-1-methyl-6-(methoxy)-1H-benzimidazol-5-yl]oxy}-N-[3-(methoxy)propyl]pyridine-2-carboxamide	555.4	700
720		4-{[2-[(4-bromo-3-methylphenyl)amino]-1-methyl-6-(methoxy)-1H-benzimidazol-5-yl]oxy}-N-propylpyridine-2-carboxamide	525.4	700
721		4-{[2-[(4-bromo-3-methylphenyl)amino]-1-methyl-6-(methoxy)-1H-benzimidazol-5-yl]oxy}-N-ethylpyridine-2-carboxamide	511.4	700
722		N-[2-(acetylamino)ethyl]-4-{[2-[(4-bromo-3-methylphenyl)amino]-1-methyl-6-(methoxy)-1H-benzimidazol-5-yl]oxy}pyridine-2-carboxamide	568.4	700
723		4-{[2-[(4-bromo-3-methylphenyl)amino]-1-methyl-6-(methoxy)-1H-benzimidazol-5-yl]oxy}-N-[2-(2-oxoimidazolidin-1-yl)ethyl]pyridine-2-carboxamide	595.5	700
724		4-{[2-[(4-bromo-3-methylphenyl)amino]-1-methyl-6-(methoxy)-1H-benzimidazol-5-yl]oxy}-N-[3-(2-oxopyrrolidin-1-yl)propyl]pyridine-2-carboxamide	608.5	700

Example	Molecular Structure	Name	MH+	Synthesized as in Example:
725		4-{{2-[(4-chlorophenyl)-amino]-1-methyl-6-(methyl-oxy)-1H-benzimidazol-5-yl]-oxy}}-N-[(1-ethylpyrrolidin-2-yl)methyl]pyridine-2-carboxamide	536.0	699
726		4-{{2-[(4-chlorophenyl)-amino]-1-methyl-6-(methyl-oxy)-1H-benzimidazol-5-yl]-oxy}}-N-(2-morpholin-4-ylethyl)pyridine-2-carboxamide	538.0	699
727		4-{{2-[(4-chlorophenyl)-amino]-1-methyl-6-(methyl-oxy)-1H-benzimidazol-5-yl]-oxy}}-N-[3-(4-methylpiperazin-1-yl)propyl]pyridine-2-carboxamide	565.1	699
728		4-{{2-[(4-chlorophenyl)-amino]-1-methyl-6-(methyl-oxy)-1H-benzimidazol-5-yl]-oxy}}-N-1,3-thiazol-2-ylpyridine-2-carboxamide	508.0	699
729		4-{{2-[(4-chlorophenyl)-amino]-1-methyl-6-(methyl-oxy)-1H-benzimidazol-5-yl]-oxy}}-N-[2-(1-methylpyrrolidin-2-yl)ethyl]pyridine-2-carboxamide	536.0	699
730		4-{{2-[(4-chlorophenyl)-amino]-1-methyl-6-(methyl-oxy)-1H-benzimidazol-5-yl]-oxy}}-N-(2-pyrrolidin-1-ylethyl)pyridine-2-carboxamide	522.0	699
731		4-{{2-[(4-chlorophenyl)-amino]-1-methyl-6-(methyl-oxy)-1H-benzimidazol-5-yl]-oxy}}-N-[2-(dimethylamino)ethyl]pyridine-2-carboxamide	496.0	699

Example	Molecular Structure	Name	MH+	Synthesized as in Example:
732		4-{{2-[(4-chlorophenyl)-amino]-1-methyl-6-(methyloxy)-1H-benzimidazol-5-yl]oxy}-N-[3-(1H-imidazol-1-yl)propyl]pyridine-2-carboxamide	533.0	699
733		4-{{2-[(4-chlorophenyl)-amino]-1-methyl-6-(methyloxy)-1H-benzimidazol-5-yl]oxy}-N-[2-(methyloxy)ethyl]pyridine-2-carboxamide	482.9	699
734		4-{{2-[(4-chlorophenyl)-amino]-1-methyl-6-(methyloxy)-1H-benzimidazol-5-yl]oxy}-N-(2-hydroxyethyl)pyridine-2-carboxamide	468.9	699
735		4-{{2-[(4-chlorophenyl)-amino]-1-methyl-6-(methyloxy)-1H-benzimidazol-5-yl]oxy}-N-(2-piperidin-1-ylethyl)pyridine-2-carboxamide	536.0	699
736		4-{{2-[(4-chlorophenyl)-amino]-1-methyl-6-(methyloxy)-1H-benzimidazol-5-yl]oxy}-N-(3-piperidin-1-ylpropyl)pyridine-2-carboxamide	550.1	699
737		4-{{2-[(4-chlorophenyl)-amino]-1-methyl-6-(methyloxy)-1H-benzimidazol-5-yl]oxy}-N-(3-pyrrolidin-1-ylpropyl)pyridine-2-carboxamide	536.0	699
738		4-{{2-[(4-chlorophenyl)-amino]-1-methyl-6-(methyloxy)-1H-benzimidazol-5-yl]oxy}-N-(2-pyridin-4-ylethyl)pyridine-2-carboxamide	530.0	699
739		4-{{2-[(4-chlorophenyl)-1-methyl-6-(methyloxy)-1H-benzimidazol-5-yl]oxy}-N-(2-piperazin-1-ylethyl)pyridine-2-carboxamide	537.0	699



Example	Molecular Structure	Name	MH+	Synthesized as in Example:
740		4-{[2-[(4-chlorophenyl)amino]-1-methyl-6-(methyloxy)-1H-benzimidazol-5-yl]oxy}-N-[3-(methoxy)propyl]pyridine-2-carboxamide	497.0	699
741		4-{[2-[(4-chlorophenyl)amino]-1-methyl-6-(methyloxy)-1H-benzimidazol-5-yl]oxy}-N-propylpyridine-2-carboxamide	466.9	699
742		4-{[2-[(4-chlorophenyl)amino]-1-methyl-6-(methyloxy)-1H-benzimidazol-5-yl]oxy}-N-ethylpyridine-2-carboxamide	452.9	699
743		N-[2-(acetamino)ethyl]-4-{[2-[(4-chlorophenyl)amino]-1-methyl-6-(methoxy)-1H-benzimidazol-5-yl]oxy}pyridine-2-carboxamide	510.0	699
744		4-{[2-[(4-chlorophenyl)amino]-1-methyl-6-(methyloxy)-1H-benzimidazol-5-yl]oxy}-N-[2-(2-oxoimidazolidin-1-yl)ethyl]pyridine-2-carboxamide	537.0	699
745		4-{[2-[(4-chlorophenyl)amino]-1-methyl-6-(methyloxy)-1H-benzimidazol-5-yl]oxy}-N-[(3R)-pyrrolidin-3-yl]pyridine-2-carboxamide	494.0	699
746		4-{[2-[(4-chlorophenyl)amino]-1-methyl-6-(methyloxy)-1H-benzimidazol-5-yl]oxy}-N-[3-(2-oxopyrrolidin-1-yl)propyl]pyridine-2-carboxamide	550.0	699

Each of the compounds 747-782, listed in the below table were synthesized as indicated in the right hand column by the method described in one of the Examples 702 or 703 unless indicated otherwise.

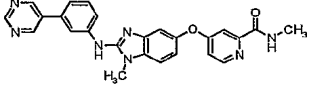
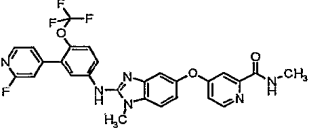
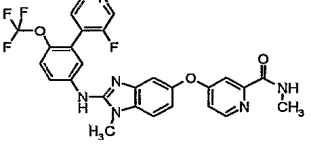
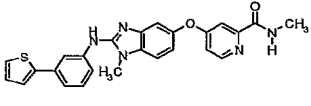
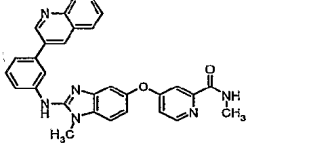
Table 9

Example	Structure	Name	MH+	Synthesized as in Example:
747		4-[[2-[(4-chlorophenyl)amino]-1-methyl-6-(methoxy)-1H-benzimidazol-5-yl]oxy]-N-methylpyridine-2-carboxamide	438.9	703
748		4-[[2-[(3-chlorophenyl)amino]-1-methyl-6-(methoxy)-1H-benzimidazol-5-yl]oxy]-N-methylpyridine-2-carboxamide	438.9	703
749		4-[[2-[(4-bromo-3-methylphenyl)amino]-1-methyl-6-(methoxy)-1H-benzimidazol-5-yl]oxy]-N-methylpyridine-2-carboxamide	497.4	703
750		N-methyl-4-({1-methyl-6-(methoxy)-2-[(4-methylphenyl)amino]-1H-benzimidazol-5-yl}oxy)-pyridine-2-carboxamide	418.5	703
751		4-[[2-[(2,3-dihydro-1H-inden-5-yl)amino]-1-methyl-6-(methoxy)-1H-benzimidazol-5-yl]oxy]-N-methylpyridine-2-carboxamide	444.5	703
752		N-methyl-4-({[1-methyl-6-(methoxy)-2-(pyridin-3-ylamino)-1H-benzimidazol-5-yl]oxy}pyridine-2-carboxamide	405.4	703
753		4-[[2-[[4-(1,1-dimethylethyl)phenyl]amino]-1-methyl-6-(methoxy)-1H-benzimidazol-5-yl]oxy]-N-methylpyridine-2-carboxamide	460.5	703

Example	Structure	Name	MH+	Synthesized as in Example:
754		4-[[2-[(2,5-dichlorophenyl)amino]-1-methyl-6-(methoxy)-1H-benzimidazol-5-yl]oxy]-N-methylpyridine-2-carboxamide	473.3	703
755		4-[[2-[(1,3-benzodioxol-5-ylamino)-1-methyl-6-(methoxy)-1H-benzimidazol-5-yl]oxy]-N-methylpyridine-2-carboxamide	448.4	703
756		4-[[2-[(3-chloro-2-methylphenyl)amino]-1-methyl-6-(methoxy)-1H-benzimidazol-5-yl]oxy]-N-methylpyridine-2-carboxamide	452.9	703
757		4-[[2-[(4-ethylphenyl)amino]-1-methyl-6-(methoxy)-1H-benzimidazol-5-yl]oxy]-N-methylpyridine-2-carboxamide	432.5	703
758		4-[[2-[(4-bromophenyl)amino]-1-methyl-6-(methoxy)-1H-benzimidazol-5-yl]oxy]-N-methylpyridine-2-carboxamide	483.3	703
759		N-methyl-4-[[1-methyl-6-(methoxy)-2-((4-[(trifluoromethyl)oxy]phenyl)amino)-1H-benzimidazol-5-yl]oxy]-pyridine-2-carboxamide	488.4	703
760		4-[[2-[(2,4-dimethylphenyl)amino]-1-methyl-6-(methoxy)-1H-benzimidazol-5-yl]oxy]-N-methylpyridine-2-carboxamide	432.5	703
761		N-methyl-4-(3-[[1-methyl-5-((2-[(methylamino)carbonyl]pyridin-4-yl)oxy)-1H-benzimidazol-2-yl]amino]phenyl)pyridine-2-carboxamide	508.6	703

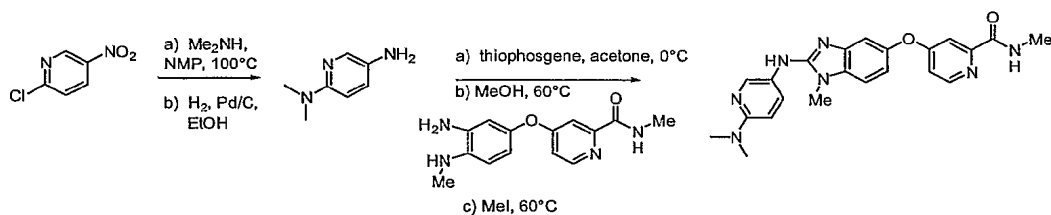
Example	Structure	Name	MH+	Synthesized as in Example:
762		4-[(2-{{3-(3-chloropyridin-4-yl)-4-methylphenyl}}amino)-1-methyl-1H-benzimidazol-5-yl]oxy]-N-methylpyridine-2-carboxamide	500.0	702
763		4-[(2-{{3-(2-fluoropyridin-4-yl)phenyl}}amino)-1-methyl-1H-benzimidazol-5-yl]oxy]-N-methylpyridine-2-carboxamide	469.5	702
764		N-methyl-4-[(1-methyl-2-{{3-(1-methylpiperidin-4-yl)phenyl}}amino)-1H-benzimidazol-5-yl]oxy]pyridine-2-carboxamide	471.6	702
765		4-[(2-{{3-(2-fluoropyridin-4-yl)-4-methylphenyl}}amino)-1-methyl-1H-benzimidazol-5-yl]oxy]-N-methylpyridine-2-carboxamide	483.5	702
766		N-methyl-4-[[1-methyl-2-{{3-(3-(trifluoromethyl)pyridin-4-yl)phenyl}}amino)-1H-benzimidazol-5-yl]oxy]-pyridine-2-carboxamide	519.5	702
767		N-methyl-4-[(1-methyl-2-{{3-(2-methylpyridin-4-yl)phenyl}}amino)-1H-benzimidazol-5-yl]oxy]pyridine-2-carboxamide	465.5	702
768		N-methyl-4-[(1-methyl-2-{{3-(4-methylpiperazin-1-yl)phenyl}}amino)-1H-benzimidazol-5-yl]oxy]pyridine-2-carboxamide	472.6	702
769		4-[(2-{{4-chloro-3-(4-methylpiperazin-1-yl)phenyl}}amino)-1-methyl-1H-benzimidazol-5-yl]oxy]-N-methylpyridine-2-carboxamide	507.0	702

Example	Structure	Name	MH+	Synthesized as in Example:
770		4-[(2-{{3-(3-chloropyridin-4-yl)phenyl}amino}-1-methyl-1H-benzimidazol-5-yl)oxy]-N-methylpyridine-2-carboxamide	485.9	702
771		4-[(2-{{3-(dimethylamino)phenyl}amino}-1-methyl-1H-benzimidazol-5-yl)oxy]-N-methylpyridine-2-carboxamide	417.5	702
772		4-{{2-{{3-(3-chloropyridin-4-yl)-4-[(trifluoromethyl)oxy]phenyl}amino}-1-methyl-1H-benzimidazol-5-yl}oxy}-N-methylpyridine-2-carboxamide	569.9	702
773		N-methyl-4-{{1-methyl-6-(methyloxy)-2-{{3-(2-methylpyridin-4-yl)phenyl}amino}-1H-benzimidazol-5-yl}oxy]-pyridine-2-carboxamide	495.6	702
774		N-methyl-4-{{1-methyl-6-(methyloxy)-2-{{3-{{3-(trifluoromethyl)pyridin-4-yl}phenyl}amino}-1H-benzimidazol-5-yl}oxy}}-pyridine-2-carboxamide	549.5	702
775		4-{{2-{{3-(3-chloropyridin-4-yl)-4-methylphenyl}amino}-1-methyl-6-(methyloxy)-1H-benzimidazol-5-yl}oxy}-N-methylpyridine-2-carboxamide	530.0	702
776		4-{{2-{{3-(2-fluoropyridin-4-yl)phenyl}amino}-1-methyl-6-(methyloxy)-1H-benzimidazol-5-yl}oxy}-N-methylpyridine-2-carboxamide	499.5	702
777		4-[(2-{{3-(dimethylamino)-4-methylphenyl}amino}-1-methyl-1H-benzimidazol-5-yl)oxy]-N-methylpyridine-2-carboxamide	431.5	1

Example	Structure	Name	MH+	Synthesized as in Example:
778		N-methyl-4-({1-methyl-2-[(3-pyridin-5-yl)phenyl]amino}-1H-benzimidazol-5-yl)oxy-pyridine-2-carboxamide	452.5	702
779		4-{[2-({3-(2-fluoropyridin-4-yl)-4-[(trifluoromethyl)oxy]phenyl}amino)-1-methyl-1H-benzimidazol-5-yl]oxy}-N-methylpyridine-2-carboxamide	553.5	702
780		4-{[2-({3-(3-fluoropyridin-4-yl)-4-[(trifluoromethyl)oxy]phenyl}amino)-1-methyl-1H-benzimidazol-5-yl]oxy}-N-methylpyridine-2-carboxamide	553.5	702
781		N-methyl-4-({1-methyl-2-[(3-thien-2-yl)phenyl]amino}-1H-benzimidazol-5-yl)oxy-pyridine-2-carboxamide	456.5	702
782		N-methyl-4-({1-methyl-2-[(3-quinolin-3-yl)phenyl]amino}-1H-benzimidazol-5-yl)oxy-pyridine-2-carboxamide	501.6	702

### Example 783

5 Synthesis of [4-(2-{{6-(dimethylamino)(3-pyridyl)}amino}-1-methylbenzimidazol-5-yloxy)(2-pyridyl)]-N-methylcarboxamide

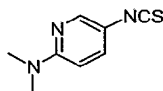


Step 1. Synthesis of 2-(Dimethylamino)-5-nitropyridine:

2-Chloro-5-nitropyridine (1.0 eq) and dimethylamine (2 M in EtOH, 4.6 eq) in NMP were heated for 2 h at 100°C. The solution was then poured slowly into H<sub>2</sub>O. The filtrate that formed was filtered and dried to give 2-(dimethylamino)-5-nitropyridine.

5 Step 2. Synthesis of 2-(Dimethylamino)-5-aminopyridine:

A mixture of 2-(dimethylamino)-5-nitropyridine (1eq) and 5% palladium on carbon (0.3eq) in ethanol was stirred at room temperature and flushed with nitrogen. The reaction vessel was evacuated and purged with hydrogen three times. The reaction mixture was left under an atmosphere of hydrogen overnight. Nitrogen was flushed  
10 through the reaction and then the reaction was filtered through a celite pad. The celite pad was washed with excess ethanol before the solvent was removed by evaporation under reduced pressure to afford 2-(dimethylamino)-5-aminopyridine.



Step 3. Synthesis of 2-(Dimethylamino)-5-isothiocyanate pyridine:

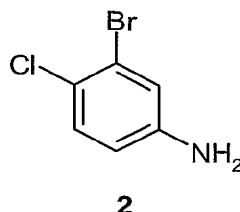
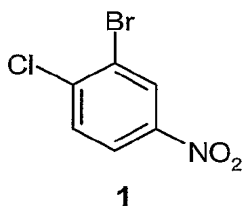
15 2-(Dimethylamino)-5-aminopyridine (1.0 eq) was taken up in acetone and cooled to 0°C. Thiophosgene (1.6 eq) was added dropwise and the reaction was stirred for 30 minutes at 0°C before the excess thiophosgene and acetone were removed by evaporation under reduced pressure.

Step 4. Synthesis of [4-(2-[[6-(dimethylamino)(3-pyridyl)]amino]-1-  
20 methylbenzimidazol-5-yloxy)(2-pyridyl)]-N-methylcarboxamide

A solution of the {4-[3-amino-4-(methylamino)phenoxy](2-pyridyl)}-N-methylcarboxamide (1.1 eq) in methanol was treated with 2-(dimethylamino)-5-isothiocyanate pyridine (1.0 eq) and stirred at 60°C for 2 hours. Methyl iodide (1eq) was added and stirred overnight at 60°C. The reaction was cooled down to room temperature, evaporated  
25 and purified by reverse phase HPLC. MS: MH<sup>+</sup>= 418.3

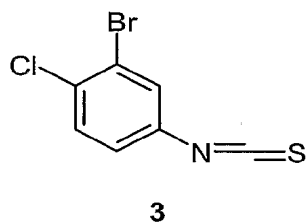
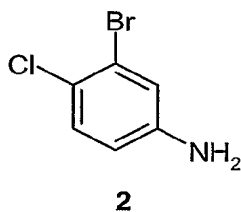
Example 784

## Step 1



A solution of 1 (1eq) and 10% palladium on carbon (0.1eq) in ethyl acetate was stirred at room temperature and flushed with nitrogen. Hydrogen was flushed through the reaction for 2-3 hours or until the reaction was determined to be complete by HPLC. Nitrogen was flushed through the reaction for 15 minutes before the reaction was filtered through a celite pad. The celite pad was washed with excess ethyl acetate and methylene chloride before the combined organic solution was removed by evaporation under reduced pressure to afford the product as a solid 2. MS: MH<sup>+</sup> = 207

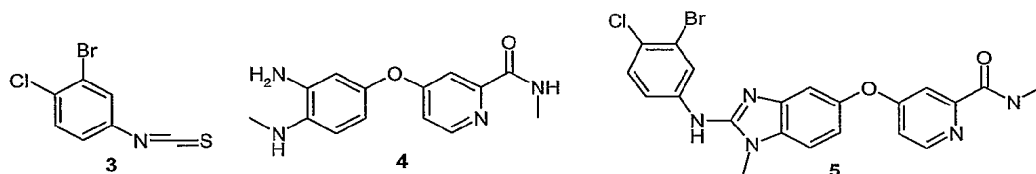
## Step 2



A solution of 2 (1eq) and sodium carbonate (1.5eq) in acetone was stirred under nitrogen in an ice bath. Thiophosgene (1.5eq) was added drop wise over 30 minutes. The reaction was stirred for another 30 minutes in the ice bath before being removed and allowed to warm to RT. The reaction was stirred at RT for 1.5h before the reaction solution was concentrated under vacuum. Toluene was added to the crude product and removed under vacuum to azeotrope off any residual thiophosgene and afford the product 3. MS: MH<sup>+</sup> = 249

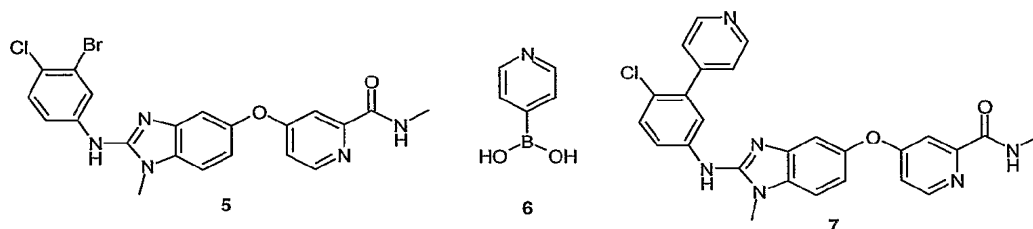


## Step 3



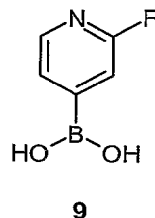
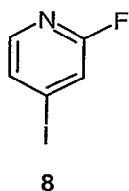
A solution of 3 (1.0eq) and 4 (1.0eq) in MeOH was stirred at RT overnight. Ferric chloride (1.2eq) was added and the resulting reaction mixture was stirred overnight at RT. The reaction mixture was concentrated under vacuum. The crude product was partitioned with EtOAc and water and filtered. The layers were separated and the aqueous phase was neutralized (pH = 7) with saturated Na<sub>2</sub>CO<sub>3</sub> solution. The resulting aqueous phase was extracted with EtOAc. The combined organic layers were washed with brine, dried (Na<sub>2</sub>SO<sub>4</sub>), and concentrated to give the desired product 5. MS: MH<sup>+</sup> = 487

## Step 4



A solution of 5 (1eq), 6 (1eq), and sodium carbonate (1.2eq) in DME/H<sub>2</sub>O (3:1) was degassed by bubbling argon through the solution for 10 minutes. Pd(II)(dppf)Cl<sub>2</sub>·MeCl<sub>2</sub> (0.1eq) was added to the reaction solution and the reaction was sealed. The reaction was heated at 100°C overnight. The reaction was cooled to RT and ethyl acetate and water were added. The organic layer was separated from the aqueous layer. The aqueous layer was washed once more with ethyl acetate. The organic layers were combined, dried (Na<sub>2</sub>SO<sub>4</sub>), and concentrated under vacuum to yield the desired product 7. MS: MH<sup>+</sup> = 469

## Step 5



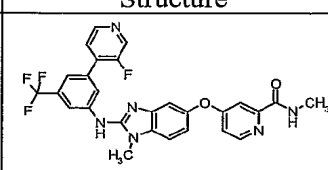
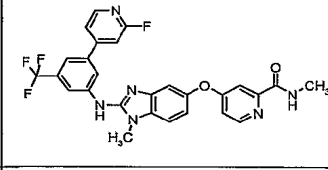
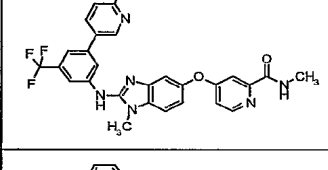
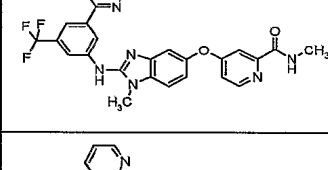
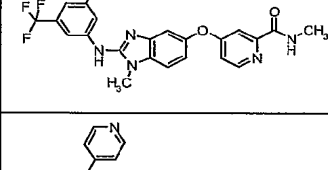
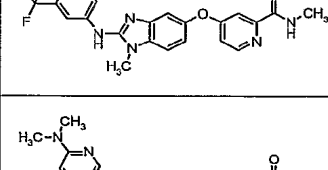
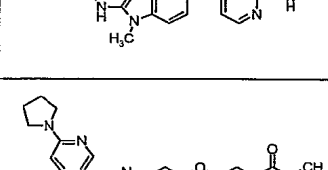
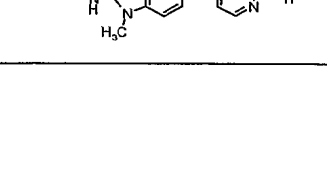
The reaction flask was flame dried and cooled under nitrogen. A solution of 8 (1.0eq) in THF was added to the reaction flask followed by triisopropyl borate (1.2eq).  
 5 The reaction solution was placed in a dry ice/acetone bath to stir at approximately  $-72^{\circ}\text{C}$ . N-butyl lithium (1.5eq, 2.5M solution in hexane) was added drop wise over 40 minutes. The reaction solution was stirred for another 30 minutes in the dry ice/acetone bath. The reaction solution was then transferred to a saturated NaCl/dry ice bath to stir at approx.  $-25^{\circ}\text{C}$  and stirred for 20 minutes before 2N HCl (2.0eq) was added. The reaction solution  
 10 was then removed from the bath to stir and warm to RT. The organic and aqueous layers were separated. The aqueous layer was washed once with ethyl acetate. The organic layers were combined, dried ( $\text{Na}_2\text{SO}_4$ ), and concentrated under vacuum to yield the desired product 9. MS:  $\text{MH}^+ = 141$

Each of the compounds 785-802, listed in the below table were synthesized as  
 15 indicated in the right hand column by the method described in one of the Examples 783 or 784.

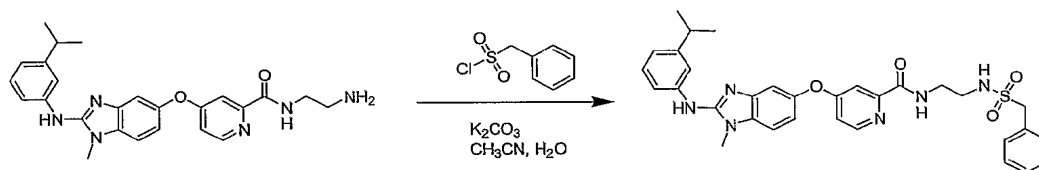
Table 10

Example	Structure	Name	$\text{MH}^+$	Synthesized as in Example:
785		4-({2-[(4-fluoro-3-pyridin-3-yl)phenyl]amino}-1-methyl-1H-benzimidazol-5-yl)oxy)-N-methylpyridine-2-carboxamide	469.5	784
786		4-({2-[(4-fluoro-3-pyridin-4-yl)phenyl]amino}-1-methyl-1H-benzimidazol-5-yl)oxy)-N-methylpyridine-2-carboxamide	469.5	784

Example	Structure	Name	MH <sup>+</sup>	Synthesized as in Example:
787		4-({2-[(4-chloro-3-pyridin-4-yl)phenyl]amino}-1-methyl-1H-benzimidazol-5-yl)oxy)-N-methylpyridine-2-carboxamide	485.9	784
788		4-[(2-{{4-chloro-3-(2-fluoropyridin-4-yl)phenyl}amino}-1-methyl-1H-benzimidazol-5-yl)oxy]-N-methylpyridine-2-carboxamide	503.9	784
789		4-({2-[(4-chloro-3-pyridin-2-yl)phenyl]amino}-1-methyl-1H-benzimidazol-5-yl)oxy)-N-methylpyridine-2-carboxamide	485.9	784
790		4-({2-[(4-chloro-3-pyridin-3-yl)phenyl]amino}-1-methyl-1H-benzimidazol-5-yl)oxy)-N-methylpyridine-2-carboxamide	485.9	784
791		4-[(2-{{4-chloro-3-(3-fluoropyridin-4-yl)phenyl}amino}-1-methyl-1H-benzimidazol-5-yl)oxy]-N-methylpyridine-2-carboxamide	503.9	784
792		4-[(2-{{4-chloro-3-(6-fluoropyridin-3-yl)phenyl}amino}-1-methyl-1H-benzimidazol-5-yl)oxy]-N-methylpyridine-2-carboxamide	503.9	784
793		4-{{2-[(4-chloro-3-[6-(methoxy)pyridin-3-yl]phenyl}amino]-1-methyl-1H-benzimidazol-5-yl]oxy}-N-methylpyridine-2-carboxamide	516	784
794		4-[(2-{{3-(6-fluoropyridin-3-yl)-5-(trifluoromethyl)phenyl}amino}-1-methyl-1H-benzimidazol-5-yl)oxy]-N-methylpyridine-2-carboxamide	537.5	784

Example	Structure	Name	MH <sup>+</sup>	Synthesized as in Example:
795		4-[(2-{{3-(3-fluoropyridin-4-yl)-5-(trifluoromethyl)phenyl}}-amino)-1-methyl-1H-benzimidazol-5-yl]oxy]-N-methylpyridine-2-carboxamide	537.5	784
796		4-[(2-{{3-(2-fluoropyridin-4-yl)-5-(trifluoromethyl)phenyl}}-amino)-1-methyl-1H-benzimidazol-5-yl]oxy]-N-methylpyridine-2-carboxamide	537.5	784
797		N-methyl-4-[(1-methyl-2-{{3-[6-(methoxy)pyridin-3-yl]-5-(trifluoromethyl)phenyl}}-amino)-1H-benzimidazol-5-yl]oxy]-pyridine-2-carboxamide	549.5	784
798		N-methyl-4-[(1-methyl-2-{{3-pyridin-2-yl-5-(trifluoromethyl)phenyl}}-amino)-1H-benzimidazol-5-yl]oxy]pyridine-2-carboxamide	519.5	784
799		N-methyl-4-[(1-methyl-2-{{3-pyridin-3-yl-5-(trifluoromethyl)phenyl}}-amino)-1H-benzimidazol-5-yl]oxy]pyridine-2-carboxamide	519.5	784
800		N-methyl-4-[(1-methyl-2-{{3-pyridin-4-yl-5-(trifluoromethyl)phenyl}}-amino)-1H-benzimidazol-5-yl]oxy]pyridine-2-carboxamide	519.5	784
801		4-[(2-{{6-(dimethylamino)pyridin-3-yl}}-amino)-1-methyl-1H-benzimidazol-5-yl]oxy]-N-methylpyridine-2-carboxamide	418.5	783
802		N-methyl-4-[(1-methyl-2-{{6-pyrrolidin-1-ylpyridin-3-yl}}-amino)-1H-benzimidazol-5-yl]oxy]pyridine-2-carboxamide	444.5	783

## Example 803



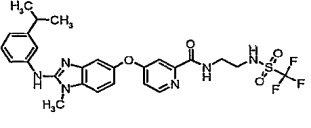
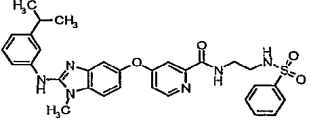
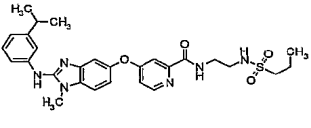
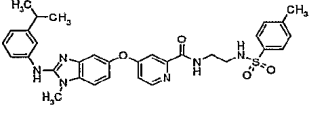
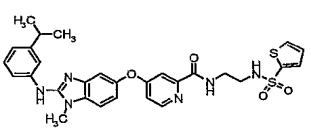
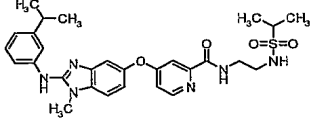
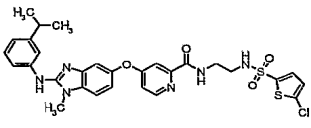
Step 1. 4-[2-(3-Isopropyl-phenylamino)-1-methyl-1H-benzimidazol-5-yloxy]-  
5 pyridine-2-carboxylic acid (2-phenylmethanesulfonylamino-ethyl)-amide

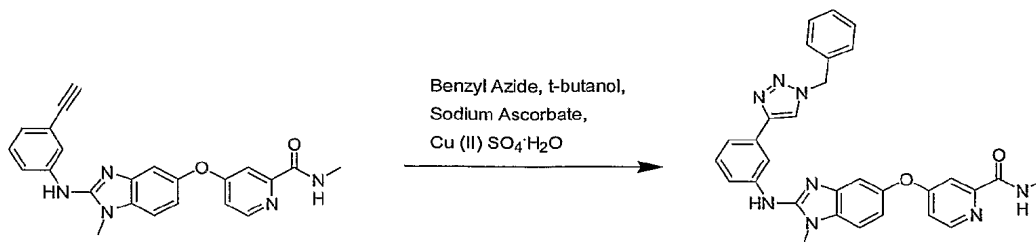
To a mixture containing 4-[2-(3-Isopropyl-phenylamino)-1-methyl-1H-benzo-  
imidazol-5-yloxy]-pyridine-2-carboxylic acid (2-amino-ethyl)-amide (1eq) (prepared  
using previously described example 3), K<sub>2</sub>CO<sub>3</sub> (5eq), (0.2 M in a 5:1 mixture of  
acetonitrile and water) were added  $\alpha$ -toluenesulfonyl chloride (1 eq) via syringe. The  
10 resulting heterogeneous mixture was allowed to stir for 1 hour at room temperature. The  
mixture was then diluted with water and extracted with dichloromethane. The organics  
were washed with water and a saturated solution of sodium chloride, dried with sodium  
sulfate and concentrated in vacuo to viscous oil. Purification by chromatography yielded  
4-[2-(3-Isopropyl-phenylamino)-1-methyl-1H-benzimidazol-5-yloxy]-pyridine-2-  
15 carboxylic acid (2-phenylmethanesulfonylamino-ethyl)-amide. MS: MH<sup>+</sup> 599

The compounds shown in the following Table (Examples 804-812) were prepared  
from following the procedure described for Example 803.

Table 11

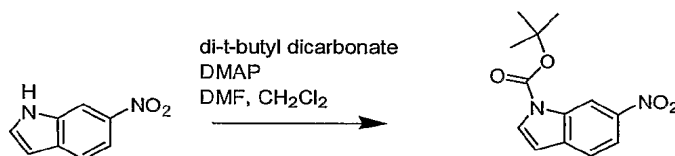
Example	Structure	Name	MH <sup>+</sup>
804		4-[(1-methyl-2-[[3-(1-methyl-ethyl)phenyl]amino]-1H-benzimidazol-5-yl)oxy]-N-[(methylsulfonyl)amino]ethyl]pyridine-2-carboxamide	523.6
805		4-[(1-methyl-2-[[3-(1-methyl-ethyl)phenyl]amino]-1H-benzimidazol-5-yl)oxy]-N-[(2-phenylmethanesulfonyl)amino]ethyl]pyridine-2-carboxamide	599.7

Example	Structure	Name	MH+
806		4-[(1-methyl-2-{{3-(1-methyl-ethyl)phenyl}amino}-1H-benzimidazol-5-yl)oxy]-N-(2-{{[(trifluoromethyl)sulfonyl]amino}ethyl]pyridine-2-carboxamide	577.6
807		4-[(1-methyl-2-{{3-(1-methyl-ethyl)phenyl}amino}-1H-benzimidazol-5-yl)oxy]-N-{{2-[(phenylsulfonyl)amino]ethyl}pyridine-2-carboxamide	585.7
808		4-[(1-methyl-2-{{3-(1-methyl-ethyl)phenyl}amino}-1H-benzimidazol-5-yl)oxy]-N-{{2-[(propylsulfonyl)amino]ethyl}pyridine-2-carboxamide	551.7
809		4-[(1-methyl-2-{{3-(1-methyl-ethyl)phenyl}amino}-1H-benzimidazol-5-yl)oxy]-N-(2-{{[(4-methylphenyl)sulfonyl]amino}ethyl]pyridine-2-carboxamide	599.7
810		4-[(1-methyl-2-{{3-(1-methyl-ethyl)phenyl}amino}-1H-benzimidazol-5-yl)oxy]-N-{{2-[(thien-2-ylsulfonyl)amino]ethyl}pyridine-2-carboxamide	591.7
811		N-(2-{{[(1-methylethyl)sulfonyl]amino}ethyl]-4-[(1-methyl-2-{{3-(1-methylethyl)phenyl}amino}-1H-benzimidazol-5-yl)oxy]pyridine-2-carboxamide	551.7
812		N-(2-{{[(5-chlorothiophen-2-yl)sulfonyl]amino}ethyl]-4-[(1-methyl-2-{{3-(1-methylethyl)phenyl}amino}-1H-benzimidazol-5-yl)oxy]pyridine-2-carboxamide	626.2

Example 813

Step 1. 4-{2-(3-(1-Benzyl-1H- [1,2,3] triazol-4-yl)-phenyl amino)-1-methyl-1H-benzimidazol-5-yloxy}-pyridine-2-carboxylic acid methyl amide

5 To a mixture of 4-[2-(3-Ethynyl-phenylamino)-1-methyl-1H-benzimidazol-5-yloxy]-pyridine-2-carboxylic acid methylamide (1eq)(prepared using previously described example 2), benzyl azide (1eq) in t-butanol (0.1M) was added sodium ascorbate (0.05eq), and copper (II) sulfate pentahydrate (0.01eq). The resulting mixture was allowed to stir for 1 hour at room temperature. The mixture was then diluted with water and the solid  
10 collect via suction filtration. MS: MH+ 531

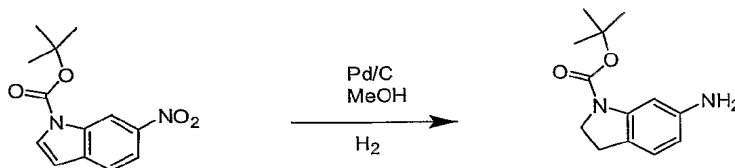
Example 814

Step 1. Synthesis of 6-Nitro-indole-1-carboxylic acid t-butyl ester

To a stirring solution of 6-nitroindole (1eq) in dichloromethane (0.3M) and DMF  
15 (3.1M), was added di-t-butyl dicarbonate (2eq) followed by the addition of 4-(dimethyl amino) pyridine (1eq). Resulting solution was allowed to stir overnight at room temperature. The dichloromethane was then removed on a rotovap and remaining solution diluted with water and extracted with ethyl acetate. Organics were washed with  
20 10% citric acid solution, saturated solution of sodium chloride, saturated solution of sodium bicarbonate, saturated solution of sodium chloride and dried with sodium sulfate. Ethyl acetate was then removed in vacuo. Ethyl ether was then added and a brown solid

was collected by suction filtration to yield 6-Nitro-indole-1-carboxylic acid t-butyl ester.

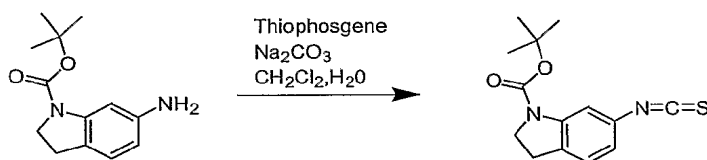
MS: MH+ 263



Step 2. Synthesis of 6-Amino-2,3-dihydro-indole-1-carboxylic acid t-butyl ester

5 6-Nitro-indole-1-carboxylic acid t-butyl ester (1eq) was dissolved in methanol (0.1M), to this solution was added palladium on carbon (0.1eq) in methanol under nitrogen. A hydrogen atmosphere was then inserted and resulting mixture allowed to stir for 3 hours at room temperature. The reaction mixture was then filtered through celite and solvent removed in vacuo to afford 6-Amino-2,3-dihydro-indole-1-carboxylic acid t-

10 butyl ester as a white solid. MS: MH+ 235

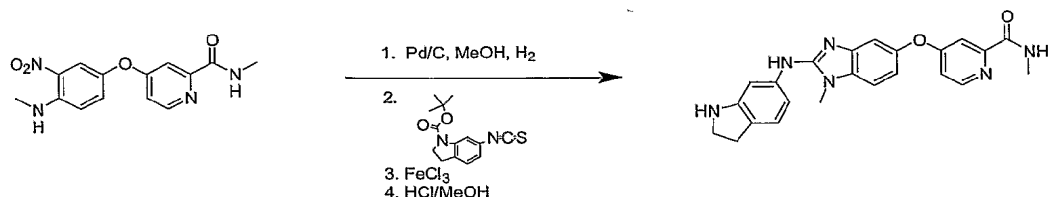


Step 3. Synthesis of 6-Isothiocyanate-2,3-dihydro-indole-1-carboxylic acid t-butyl ester

15 Thiophosgene (1.1 eq) was added to a stirred suspension of 6-Amino-2,3-dihydro-indole-1-carboxylic acid t-butyl ester (1eq), sodium carbonate (10eq), and dichloromethane: water 3:1 by volume at 0°C. The resulting mixture was allowed to stir for 2 hours at 0°C. The mixture was diluted with water and organics separated and washed with water, saturated solution of sodium chloride and dried with sodium sulfate, solvent removed in vacuo to afford 6-Isothiocyanate-2,3-dihydro-indole-1-carboxylic acid t-

20 butyl ester as orange oil.

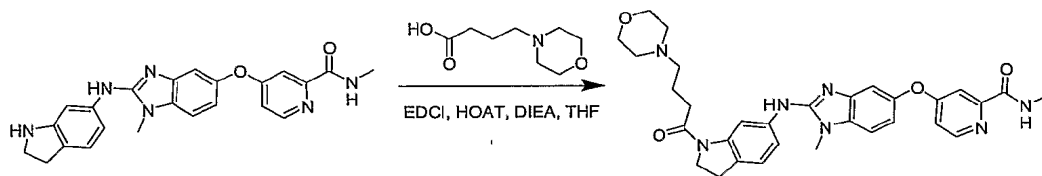




Step 4. Synthesis of 4-[2-(2,3-Dihydro-1H-indol-6-ylamino)-1-methyl-1H-benzoimidazol-5-yloxy]-pyridine-2-carboxylic acid methylamide.

To a solution of 4-(4-Methylamino-3-nitrophenoxy)-pyridine-2-carboxylic acid methylamide (1eq) in methanol (0.1M) was added palladium on carbon (0.1eq) under nitrogen. The atmosphere was exchanged for hydrogen (1 atm) and the resulting suspension allowed to stir for 2 hours at room temperature. The mixture was filtered through celite and added to 6-Isothiocyanate-2, 3-dihydro-indole-1-carboxylic acid t-butyl ester (1 eq). The resulting solution was allowed to stir overnight. Iron (III) chloride(2 eq) in methanol was added and the solution turns deep red in color. This solution was allowed to stir for 3 hours at room temperature. Methanol was then removed in vacuo; the resulting oil was diluted with water and extracted with dichloromethane. Organics were washed with saturated sodium bicarbonate solution, water, and saturated sodium chloride solution and dried with sodium sulfate. Solvent was removed in vacuo. To the resulting oil was added toluene and heated to reflux, solution was cooled to room temperature and a solid was collected after 3 days by suction filtration to afford 4-[2-(2,3-Dihydro-1H-indol-6-ylamino)-1-methyl-1H-benzoimidazol-5-yloxy]-pyridine-2-carboxylic acid methylamide. MS: MH+ 415

#### Example 815



20

Step 1. Synthesis of 4-[1-Methyl-2-[1-(4-morpholin-4-yl-butyl)2,3-dihydro-1H-indol-6-ylamino]-1H-benzoimidazol-5-yloxy]-pyridine-2-carboxylic acid methylamide

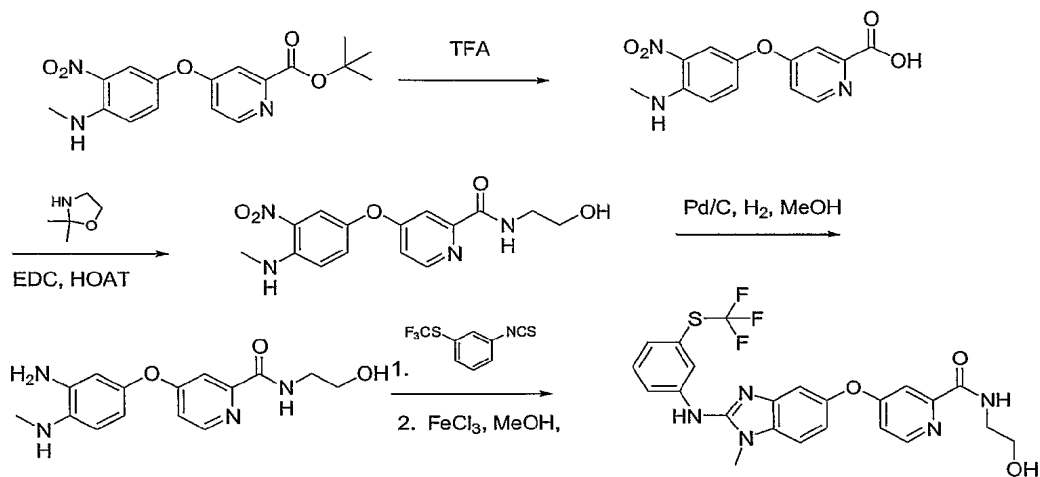
To mixture containing 4-[2-(2,3-Dihydro-1H-indol-6-ylamino)-1-methyl-1H-benzimidazol-5-yloxy]-pyridine-2-carboxylic acid methylamide (1eq)(previously prepared using example 1), EDCI (2eq), HOAT (1.2eq), DIEA (4eq) was added THF. The mixture was allowed to stir overnight at room temperature under nitrogen. The mixture was then diluted with water, extracted with ethyl acetate. Organics were washed with water, then saturated solution of sodium chloride and dried with sodium sulfate, filtered and the solvent was removed in vacuo. Purification by chromatography yielded 4-{1-Methyl-2-[1-(4-morpholin-4-yl-butylryl)-2,3-dihydro-1H-indol-6-ylamino]-1H-benzimidazol-5-yloxy}-pyridine-2-carboxylic acid methylamide. MS: MH+ 570

The compounds shown in the following table (Examples 816-819) were prepared from following the procedure described for Example 815.

Table 12

Example	Structure	Name	MH+
816		4-[[2-(2,3-dihydro-1H-indol-6-ylamino)-1-methyl-1H-benzimidazol-5-yl]oxy]-N-methylpyridine-2-carboxamide	415.5
817		N-methyl-4-[(1-methyl-2-[[1-(3-pyridin-4-ylpropanoyl)-2,3-dihydro-1H-indol-6-yl]amino]-1H-benzimidazol-5-yl]oxy]pyridine-2-carboxamide	548.6
818		4-[[2-([1-[3-(1H-imidazol-4-yl)propanoyl]-2,3-dihydro-1H-indol-6-yl]amino)-1-methyl-1H-benzimidazol-5-yl]oxy]-N-methylpyridine-2-carboxamide	537.6
819		N-methyl-4-[(1-methyl-2-[[1-(4-morpholin-4-ylbutanoyl)-2,3-dihydro-1H-indol-6-yl]amino]-1H-benzimidazol-5-yl]oxy]pyridine-2-carboxamide	570.7

## Example 820



Step 1. Synthesis of 4-(4-Methylamino-3-nitro-phenoxy)-pyridine-2-carboxylic acid:

5 A stirring solution of 4-(4-Methylamino-3-nitro-phenoxy)-pyridine-2-carboxylic acid tert-butyl ester in trifluoroacetic acid was treated with two drops of water at room temperature for 3-4 hours or when the reaction was determined to be complete by HPLC. The reaction was evaporated under reduced pressure to afford the product as a red-orange oil. Addition of ethyl ether, sonication, and filtration captures the product as a light pink  
10 solid. LCMS m/z 290.1 (MH<sup>+</sup>), tR = 1.71 min.

Step 2. Synthesis of 4-(4-Methylamino-3-nitro-phenoxy)-pyridine-2-carboxylic acid (2-hydroxy-ethyl)-amide:

To a suspension of the 4-(4-methylamino-3-nitro-phenoxy)-pyridine-2-carboxylic acid (1eq) in dry THF, EDC-HCl (1.2eq), HOAT (1.2eq), and diisopropylethylamine (3  
15 eq) were added. The suspension was stirred for 10 minutes whereupon 2,2-dimethyloxazolidine (1.1eq) was added and the solution is allowed to stir overnight. The mixture was then diluted with ethyl acetate and washed with water. The aqueous layer was washed with ethyl acetate, the organic layers combined, dried over MgSO<sub>4</sub>, filtered, and concentrated. LCMS m/z 333.2 (MH<sup>+</sup>), tR = 2.1 min.

20 Step 3. 4-(3-Amino-4-methylamino-phenoxy)-pyridine-2-carboxylic acid (2-hydroxy-ethyl)-amide:

A solution of 4-(4-methylamino-3-nitro-phenoxy)-pyridine-2-carboxylic acid (2-hydroxy-ethyl)-amide (1eq) and 10% palladium on carbon (0.1eq) in methanol was stirred at room temperature and flushed with nitrogen. Hydrogen was flushed through the reaction for 1-2 hours or until the reaction was determined to be complete by HPLC.

5 Nitrogen was flushed through the reaction for 15 minutes before the reaction was filtered through a celite pad. The celite pad was washed with excess methanol before it was all removed by evaporation under reduced pressure to afford the product as a light yellow solid. LCMS m/z 303.2 (MH<sup>+</sup>), tR = 1.5 min.

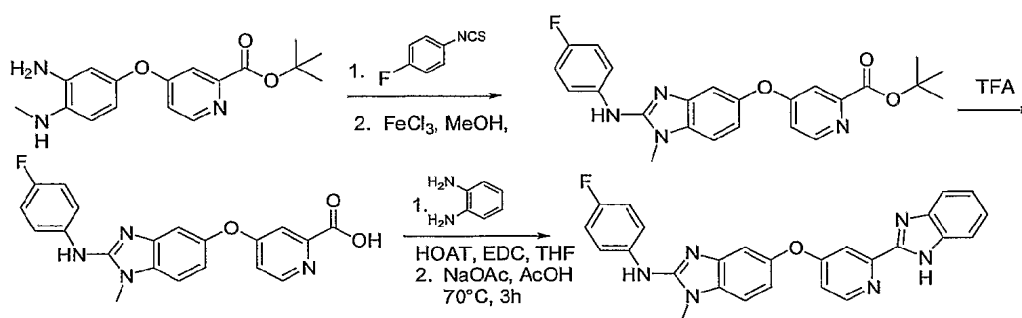
Step 4. 4-[1-Methyl-2-(3-trifluoromethylsulfanyl-phenylamino)-1H-benzoimidazol-5-yloxy]-pyridine-2-carboxylic acid (2-hydroxy-ethyl)-amide:

A flask was charged with 3-(trifluoromethylthio)phenylisothiocyanate (1eq), 4-(3-amino-4-methylamino-phenoxy)-pyridine-2-carboxylic acid (2-hydroxy-ethyl)-amide (1eq), and MeOH. The reaction was maintained at rt overnight. Ferric chloride, (1.5eq) was added and the resulting red reaction mixture was stirred overnight. The reaction was

15 partitioned with EtOAc and water, and filtered through Celite. The layers were separated and the aqueous phase was neutralized with saturated Na<sub>2</sub>CO<sub>3</sub> solution. The resulting aqueous phase was extracted with EtOAc and the mixture was filtered through Celite. The phases were separated and the aqueous phase was again extracted and filtered. The combined organic layers were washed with brine, dried (MgSO<sub>4</sub>), filtered, and

20 concentrated to give a brown solid. The crude residue was purified by reverse phase HPLC. LCMS m/z 504.1 (MH<sup>+</sup>), tR = 3.7 min.

#### Example 821



Step 1. Synthesis of 4-[2-(4-Fluoro-phenylamino)-1-methyl-1H-benzimidazol-5-yloxy]-pyridine-2-carboxylic acid tert-butyl ester:

25

A round bottom flask was charged with 4-fluorophenylisothiocyanate (1eq), 4-(3-Amino-4-methylamino-phenoxy)-pyridine-2-carboxylic acid tert-butyl ester (1eq), and MeOH. The reaction was maintained stirring at room temperature overnight. Ferric chloride, (1.5eq) was added and the resulting mixture was stirred overnight. The reaction  
5 was partitioned with EtOAc and water, and filtered through Celite. The layers were separated and the aqueous phase was neutralized with saturated Na<sub>2</sub>CO<sub>3</sub> solution. The resulting aqueous phase was extracted with EtOAc and the mixture was filtered through Celite. The phases were separated and the aqueous phase was again extracted and filtered. The combined organic layers were washed with brine, dried over MgSO<sub>4</sub>,  
10 filtered, and concentrated to give a brown solid. The crude residue was purified by trituration in hot toluene to furnish the desired product. LCMS m/z 435.6 (MH<sup>+</sup>), tR = 2.12 min.

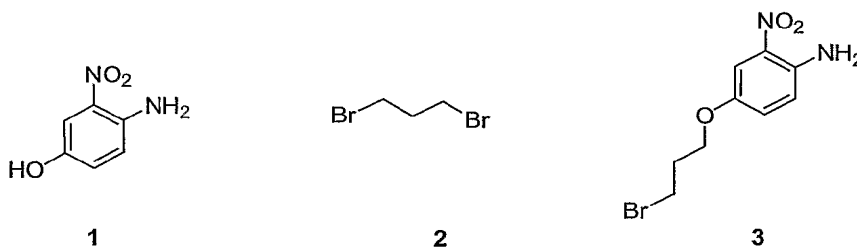
Step 2. Synthesis of 4-[2-(4-Fluoro-phenylamino)-1-methyl-1H-benzoimidazol-5-yloxy]-pyridine-2-carboxylic acid:

15 A stirring solution of 4-[2-(4-Fluoro-phenylamino)-1-methyl-1H-benzoimidazol-5-yloxy]-pyridine-2-carboxylic acid tert-butyl ester in trifluoroacetic acid was treated with two drops of water at room temperature for 3-4 hours or when the reaction was determined to be complete by HPLC. The reaction was evaporated under reduced pressure and then ether was added to the residue, which was then sonicated for 30  
20 minutes. Filtration and washing with ether yields the desired acid in quantitative yield. LCMS m/z 379.4 (MH<sup>+</sup>), tR = 1.74 min.

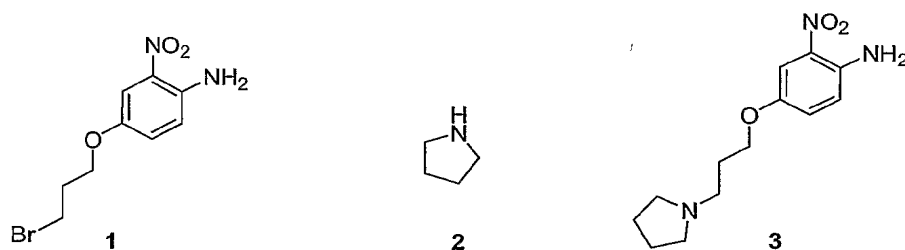
Step3. Synthesis of {5-[2-(1H-Benzoimidazol-2-yl)-pyridin-4-yloxy]-1-methyl-1H-benzoimidazol-2-yl}-(4-fluoro-phenyl)-amine:

To a suspension of 4-[2-(4-Fluoro-phenylamino)-1-methyl-1H-benzoimidazol-5-yloxy]-pyridine-2-carboxylic acid (1eq) in dry THF, EDC-HCl (1.2eq), HOAT (1.2eq),  
25 and diisopropylethylamine (3 eq) were added. The suspension was stirred for 10 minutes whereupon phenylenediamine (1.1 eq) was added and the solution is allowed to stir overnight. The mixture was then diluted with ethyl acetate and washed with water. The aqueous layer was washed with ethyl acetate, the organic layers combined, dried over  
30 MgSO<sub>4</sub>, filtered, and concentrated. Acetic acid was added to the residue followed by sodium acetate (1.1 eq). The mixture was heated for 3 hours at 70°C, whereupon the solution is concentrated and the residue purified by reverse phase HPLC to afford the desired product. LCMS m/z 451.5 (MH<sup>+</sup>), tR = 1.92 min.

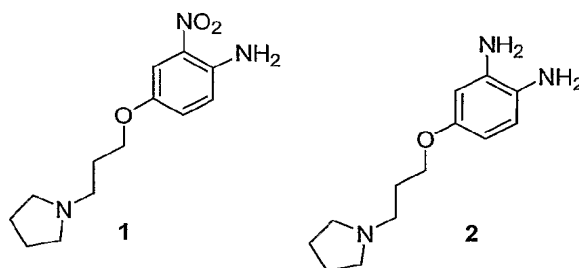
## SYNTHESIS OF SIDE CHAINS

**Ether Substituted phenylenediamines:****4-(3-Bromopropoxy)-2-nitrophenylamine:**

- 5 A flask is charged with 4-amino-3-nitrophenol **1** (1 eq),  $K_2CO_3$  (2 eq), and 2-butanone. 1,3-dibromopropane **2** (1.5 eq) is added and the mixture is heated at 80°C for 18 hours. After cooling, the mixture is filtered concentrated and water is added. The solution is then extracted with  $CH_2Cl_2$  (x3), the organic layer concentrated, and the solid recovered washed with pentane to yield the desired product **3**. LCMS  $m/z$  275.1 (MH<sup>+</sup>),
- 10  $R_t$  2.74 minutes.

**2-Nitro-4-(3-pyrrolidinylpropoxy)phenylamine:**

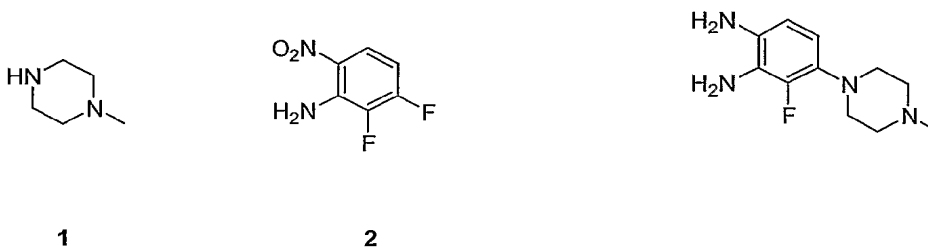
- 15 4-(3-bromopropoxy)-2-nitrophenylamine **1** (1 eq) was heated to 70°C with pyrrolidine **2** (5 eq) in MeCN with  $Cs_2CO_3$  (2 eq) and  $Bu_4NI$  (0.1 eq) for 48 hours. The reaction mixture was cooled, filtered, and concentrated. The residue is dissolved in  $CH_2Cl_2$ , and washed with water. The organic layer is concentrated yielding the desired product **3**. LCMS  $m/z$  266.2 (MH<sup>+</sup>),  $R_t$  1.51 minutes.



#### 4-(3-Pyrrolidinylpropoxy)benzene-1,2-diamine:

To a solution 2-Nitro-4-(3-pyrrolidinylpropoxy)phenylamine **1** in EtOH, Pd/C (0.1eq) is added. The reaction vessel is repeatedly purged (x3) with nitrogen, and then stirred under a hydrogen atmosphere for 18 h. The product is filtered through a Celite  
 5 plug, and the plug washed with 25 mL of EtOH, to yield **2**. LCMS 236.2 R<sub>t</sub> 0.94 min.

#### 3-Fluoro-4-amino substituted phenylenediamines:



1

2

#### 1. Synthesis of 2-Fluoro-3-(4-methyl-piperazin-1-yl)-6-nitro-phenylamine.

A solution of N-methylpiperazine (1.0 eq), NMP, triethylamine (3.0 eq) and 5,6-  
 10 difluoro-2-nitroaniline (1.0 eq) were heated at 90°C for 1 hour. The reaction was allowed to cool to room temperature and then poured into water and let stand for 1 hour. The resulting solid was collected and dried and utilized without further purification. MH<sup>+</sup> = 255.3

#### 2. Synthesis of 3-Fluoro-4-(4-methyl-piperazin-1-yl)-benzene-1,2-diamine.

To a solution Synthesis of 2-fluoro-3-(4-methyl-piperazin-1-yl)-6-nitro-  
 15 phenylamine in EtOH, Pd/C (0.1eq) is added. The reaction vessel is repeatedly purged (x3) with nitrogen, and then stirred under a hydrogen atmosphere for 18 h. The product is filtered through a Celite plug, the plug washed with 25 mL of EtOH, to yield the desired diamine. LCMS 225.3 R<sub>t</sub> 0.45 min.

#### 20 4-Amino substituted phenylenediamines (a):



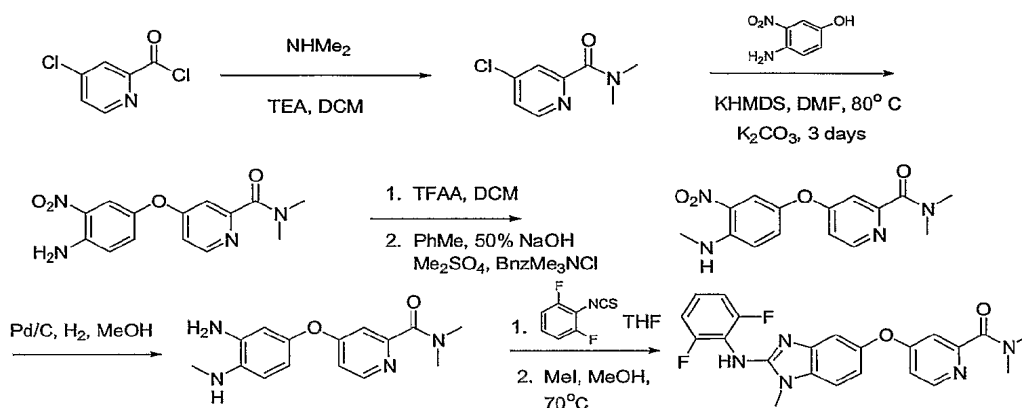


hours. The resulting solid was collected and dried and utilized without further purification.  $MH^+ = 291.4$ .

2. Synthesis of 4-(4-Cyclopentyl-piperazin-1-yl)-benzene-1,2-diamine:

To a solution 5-(4-Cyclopentyl-piperazin-1-yl)-2-nitro-phenylamine in EtOH, Pd/C (0.1eq) is added. The reaction vessel is repeatedly purged (x3) with nitrogen, then stirred under a hydrogen atmosphere for 18 h. The product is filtered through a Celite plug, the plug washed with 25 mL of EtOH, to yield the desired diamine.  $MH^+ = 261.3$ .

Example 822



10 Step 1. Synthesis of 4-Chloro-pyridine-2-carboxylic acid dimethylamide:

A solution of 4-chloro-pyridine-2-carbonyl chloride (1eq) in dichloromethane was cooled to 0°C, whereupon triethylamine (2eq) was added followed by dimethylamine (2eq, 2M solution in THF). The solution was allowed to warm to room temperature and let stir overnight. It was then washed with 1M NaOH. The separated organic layer is dried over  
15 MgSO<sub>4</sub>, filtered, and concentrated to yield the desired product. HPLC, 1.82 min; MS:  $MH^+ = 185.6$

Step 2. Synthesis of 4-(4-Amino-3-nitro-phenoxy)-pyridine-2-carboxylic acid dimethylamide:

A mixture containing 4-amino-3-nitrophenol (1eq) and potassium  
20 bis(trimethylsilyl)amide (2eq) was stirred in dimethylformamide for 2 hours at room temperature. To this mixture was added 4-Chloro-pyridine-2-carboxylic acid dimethylamide (1eq) and potassium carbonate (1.2eq) and then it was stirred at 90°C for 3 days. The reaction mixture was then concentrated before partitioning between ethyl

acetate and water. The organic layer was separated, washed with brine, dried, filtered and concentrated in vacuum to give brown solid. Purification by flash chromatography with ethyl acetate and hexane (1:1) gave the desired product as a yellow syrup. HPLC, 1.69 min; MS: MH<sup>+</sup> = 303.1.

5           Step 3. Synthesis of 4-(4-Methylamino-3-nitro-phenoxy)-pyridine-2-carboxylic acid dimethylamide:

A solution of 4-(4-Amino-3-nitro-phenoxy)-pyridine-2-carboxylic acid dimethylamide (1eq) in methylene chloride was treated with trifluoroacetic anhydride (1eq) and stirred for 10 minutes at 0°C. The mixture was quenched with satd. NaHCO<sub>3</sub> solution. The organic layer was separated and washed with water, brine, dried, filtered and evaporated. MS: MH<sup>+</sup>=399.0

To the solution of the trifluoroacetamide (1eq) in a mixture of toluene, acetonitrile and sodium hydroxide solution (50%) was added benzyltrimethylammonium chloride (1eq) and dimethyl sulfate (1.2eq). The biphasic mixture was stirred overnight at room temperature. The mixture was taken up in ethyl acetate, washed with water, brine, dried and evaporated. The crude was purified by flash chromatography eluting with 5% methanol in dichloromethane to afford the desired product. HPLC, 2.14 min; MS: MH<sup>+</sup> = 317.3

20           Step 4. Synthesis of 4-(3-Amino-4-methylamino-phenoxy)-pyridine-2-carboxylic acid dimethylamide:

The solution of 4-(4-Methylamino-3-nitro-phenoxy)-pyridine-2-carboxylic acid dimethylamide in methanol was treated with 10% palladium on carbon and stirred under hydrogen atmosphere for 3 hours at room temperature. The mixture was purged with nitrogen and then was filtered through celite and the filtrate was concentrated to provide the diamine. HPLC, 1.17 min; MS: MH<sup>+</sup> = 287.1

Step 5. Synthesis of 4-[2-(2,6-Difluoro-phenylamino)-1-methyl-1H-benzoimidazol-5-yloxy]-pyridine-2-carboxylic acid dimethylamide:

A solution of the 4-(3-Amino-4-methylamino-phenoxy)-pyridine-2-carboxylic acid dimethylamide (1eq) in methanol was treated with 2,6-difluorophenylisothiocyanate (1eq) and stirred overnight. To the reaction mixture, methyl iodide (1eq) was added and stirred overnight at 60°C. The reaction was cooled down to room temperature, evaporated, and the residue purified by reverse phase HPLC. HPLC, 1.66 min; MS: MH<sup>+</sup> = 424.1

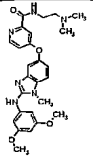
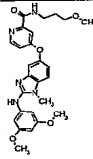
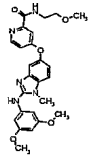
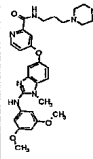
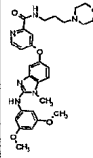
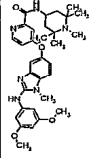
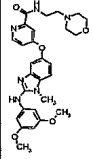
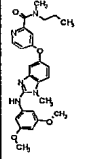
Each of the compounds 823-984, listed in the below table were synthesized as indicated in the right hand column by the method described herein.

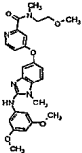
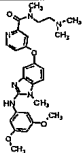
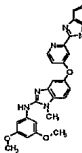
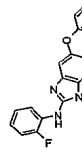
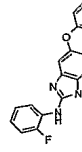
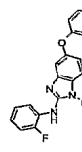
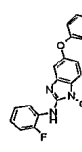
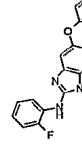
Table 13

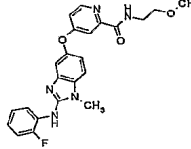
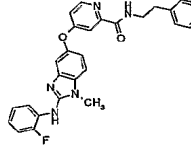
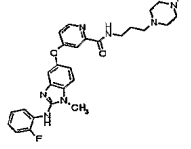
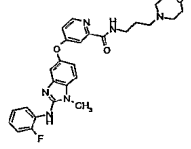
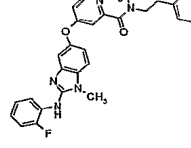
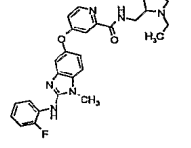
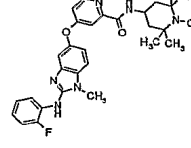
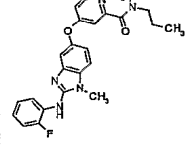
Example	Structure	Name	MH <sup>+</sup>	Synthesized as in Ex.:
823		4-({2-[(2,6-difluorophenyl)amino]-1-methyl-1H-benzimidazol-5-yl}oxy)-N,N-dimethylpyridine-2-carboxamide	424.1	822
824		N,N-dimethyl-4-[(1-methyl-2-[(2-(trifluoromethyl)phenyl)amino]-1H-benzimidazol-5-yl]oxy]pyridine-2-carboxamide	456.4	822
825		4-({2-[(4-ethylphenyl)amino]-1-methyl-1H-benzimidazol-5-yl}oxy)-N,N-dimethylpyridine-2-carboxamide	416.5	822
826		4-({2-[(3,5-difluorophenyl)amino]-1-methyl-1H-benzimidazol-5-yl}oxy)-N,N-dimethylpyridine-2-carboxamide	424.4	822
827		4-({2-[(2,4-dimethylphenyl)amino]-1-methyl-1H-benzimidazol-5-yl}oxy)-N,N-dimethylpyridine-2-carboxamide	416.5	822
828		N,N-dimethyl-4-[[1-methyl-2-[(2-(trifluoromethoxy)phenyl)amino]-1H-benzimidazol-5-yl]oxy]pyridine-2-carboxamide	472.4	822
829		4-({2-[(2,5-difluorophenyl)amino]-1-methyl-1H-benzimidazol-5-yl}oxy)-N,N-dimethylpyridine-2-carboxamide	424.4	822

Example	Structure	Name	MH+	Synthesized as in Ex.:
830		4-({2-[(3-ethylphenyl)amino]-1-methyl-1H-benzimidazol-5-yl}oxy)-N,N-dimethylpyridine-2-carboxamide	416.5	822
831		4-[(2-{{2-chloro-5-(trifluoromethyl)phenyl}amino}-1-methyl-1H-benzimidazol-5-yl}oxy)-N,N-dimethylpyridine-2-carboxamide	490.9	822
832		4-[(2-{{2-fluoro-5-(trifluoromethyl)phenyl}amino}-1-methyl-1H-benzimidazol-5-yl}oxy)-N,N-dimethylpyridine-2-carboxamide	474.4	822
833		N,N-dimethyl-4-[(1-methyl-2-{{2-(methylthio)phenyl}amino}-1H-benzimidazol-5-yl}oxy)pyridine-2-carboxamide	434.5	822
834		4-({2-[(2,4-difluorophenyl)amino]-1-methyl-1H-benzimidazol-5-yl}oxy)-N,N-dimethylpyridine-2-carboxamide	424.4	822
835		4-({2-[(2,3-dimethylphenyl)amino]-1-methyl-1H-benzimidazol-5-yl}oxy)-N,N-dimethylpyridine-2-carboxamide	416.5	822
836		4-[(2-{{4-chloro-2-(trifluoromethyl)phenyl}amino}-1-methyl-1H-benzimidazol-5-yl}oxy)-N,N-dimethylpyridine-2-carboxamide	490.9	822
837		4-({2-[(3-chloro-2-methylphenyl)amino]-1-methyl-1H-benzimidazol-5-yl}oxy)-N,N-dimethylpyridine-2-carboxamide	436.9	822

Example	Structure	Name	MH+	Synthesized as in Ex.:
838		4-[(2-{[5-chloro-2-(methoxy)phenyl]amino}-1-methyl-1H-benzimidazol-5-yl)oxy]-N,N-dimethylpyridine-2-carboxamide	452.9	822
839		4-[(2-{[3,5-bis(methoxy)phenyl]amino}-1-methyl-1H-benzimidazol-5-yl)oxy]-N,N-dimethylpyridine-2-carboxamide	448.5	822
840		N,N-dimethyl-4-[(1-methyl-2-{[5-methyl-2-(methoxy)phenyl]amino}-1H-benzimidazol-5-yl)oxy]pyridine-2-carboxamide	432.5	822
841		N,N-dimethyl-4-[(1-methyl-2-{[4-(methoxy)-1,1'-biphenyl-3-yl]amino}-1H-benzimidazol-5-yl)oxy]pyridine-2-carboxamide	494.6	822
842		4-[(2-{[3,4-bis(methoxy)phenyl]amino}-1-methyl-1H-benzimidazol-5-yl)oxy]-N,N-dimethylpyridine-2-carboxamide	448.5	822
843		N,N-dimethyl-4-[(1-methyl-2-{[2-(methoxy)phenyl]amino}-1H-benzimidazol-5-yl)oxy]pyridine-2-carboxamide	418.5	822
844		4-[(2-{[5-chloro-2,4-bis(methoxy)phenyl]amino}-1-methyl-1H-benzimidazol-5-yl)oxy]-N,N-dimethylpyridine-2-carboxamide	482.9	822
845		4-[(2-{[3,5-bis(methoxy)phenyl]amino}-1-methyl-1H-benzimidazol-5-yl)oxy]-N-[2-(1-methylpyrrolidin-2-yl)ethyl]pyridine-2-carboxamide	531.6	372

Example	Structure	Name	MH+	Synthesized as in Ex.:
846		4-[(2-{[3,5-bis(methoxy)phenyl]amino}-1-methyl-1H-benzimidazol-5-yl)oxy]-N-[2-(dimethylamino)ethyl]pyridine-2-carboxamide	491.6	372
847		4-[(2-{[3,5-bis(methoxy)phenyl]amino}-1-methyl-1H-benzimidazol-5-yl)oxy]-N-[3-(methoxy)propyl]pyridine-2-carboxamide	492.5	372
848		4-[(2-{[3,5-bis(methoxy)phenyl]amino}-1-methyl-1H-benzimidazol-5-yl)oxy]-N-[2-(methoxy)ethyl]pyridine-2-carboxamide	478.5	372
849		4-[(2-{[3,5-bis(methoxy)phenyl]amino}-1-methyl-1H-benzimidazol-5-yl)oxy]-N-[3-(4-methylpiperazin-1-yl)propyl]pyridine-2-carboxamide	560.7	372
850		4-[(2-{[3,5-bis(methoxy)phenyl]amino}-1-methyl-1H-benzimidazol-5-yl)oxy]-N-(3-morpholin-4-ylpropyl)pyridine-2-carboxamide	547.6	372
851		4-[(2-{[3,5-bis(methoxy)phenyl]amino}-1-methyl-1H-benzimidazol-5-yl)oxy]-N-(1,2,2,6,6-pentamethylpiperidin-4-yl)pyridine-2-carboxamide	573.7	372
852		4-[(2-{[3,5-bis(methoxy)phenyl]amino}-1-methyl-1H-benzimidazol-5-yl)oxy]-N-(2-morpholin-4-ylethyl)pyridine-2-carboxamide	533.6	372
853		4-[(2-{[3,5-bis(methoxy)phenyl]amino}-1-methyl-1H-benzimidazol-5-yl)oxy]-N-methyl-N-propylpyridine-2-carboxamide	476.5	372

Example	Structure	Name	MH+	Synthesized as in Ex.:
854		4-[(2-([3,5-bis(methoxy)phenyl]amino)-1-methyl-1H-benzimidazol-5-yl)oxy]-N-methyl-N-[2-(methoxy)ethyl]pyridine-2-carboxamide	492.5	372
855		4-[(2-([3,5-bis(methoxy)phenyl]amino)-1-methyl-1H-benzimidazol-5-yl)oxy]-N-[2-(dimethylamino)ethyl]-N-methylpyridine-2-carboxamide	505.6	372
856		5-[[2-(1H-benzimidazol-2-yl)pyridin-4-yl]oxy]-N-[3,5-bis(methoxy)phenyl]-1-methyl-1H-benzimidazol-2-amine	493.5	821
857		4-[(2-[(2-fluorophenyl)amino]-1-methyl-1H-benzimidazol-5-yl)oxy]-N-[2-(1H-imidazol-4-yl)ethyl]pyridine-2-carboxamide	472.5	372
858		N-[2-(dimethylamino)ethyl]-4-[(2-[(2-fluorophenyl)amino]-1-methyl-1H-benzimidazol-5-yl)oxy]pyridine-2-carboxamide	449.5	372
859		4-[(2-[(2-fluorophenyl)amino]-1-methyl-1H-benzimidazol-5-yl)oxy]-N-[2-(1-methylpyrrolidin-2-yl)ethyl]pyridine-2-carboxamide	489.6	372
860		4-[(2-[(2-fluorophenyl)amino]-1-methyl-1H-benzimidazol-5-yl)oxy]-N-[2-(1H-indol-3-yl)ethyl]pyridine-2-carboxamide	521.6	372
861		4-[(2-[(2-fluorophenyl)amino]-1-methyl-1H-benzimidazol-5-yl)oxy]-N-[3-(methoxy)propyl]pyridine-2-carboxamide	450.5	372

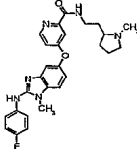
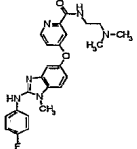
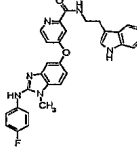
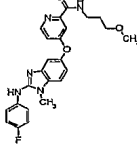
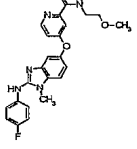
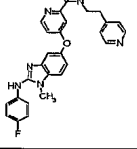
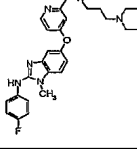
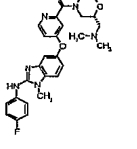
Example	Structure	Name	MH+	Synthesized as in Ex.:
862		4-({2-[(2-fluorophenyl)amino]-1-methyl-1H-benzimidazol-5-yl}oxy)-N-[2-(methoxy)ethyl]pyridine-2-carboxamide	436.5	372
863		4-({2-[(2-fluorophenyl)amino]-1-methyl-1H-benzimidazol-5-yl}oxy)-N-(2-pyridin-4-ylethyl)pyridine-2-carboxamide	483.5	372
864		4-({2-[(2-fluorophenyl)amino]-1-methyl-1H-benzimidazol-5-yl}oxy)-N-[3-(4-methylpiperazin-1-yl)propyl]pyridine-2-carboxamide	518.6	372
865		4-({2-[(2-fluorophenyl)amino]-1-methyl-1H-benzimidazol-5-yl}oxy)-N-(3-morpholin-4-ylpropyl)pyridine-2-carboxamide	505.6	372
866		4-({2-[(2-fluorophenyl)amino]-1-methyl-1H-benzimidazol-5-yl}oxy)-N-methyl-N-(2-pyridin-4-ylethyl)pyridine-2-carboxamide	497.5	372
867		N-[(1-ethylpyrrolidin-2-yl)methyl]-4-({2-[(2-fluorophenyl)amino]-1-methyl-1H-benzimidazol-5-yl}oxy)pyridine-2-carboxamide	489.6	372
868		4-({2-[(2-fluorophenyl)amino]-1-methyl-1H-benzimidazol-5-yl}oxy)-N-(1,2,2,6,6-pentamethylpiperidin-4-yl)pyridine-2-carboxamide	531.6	372
869		4-({2-[(2-fluorophenyl)amino]-1-methyl-1H-benzimidazol-5-yl}oxy)-N-methyl-N-propylpyridine-2-carboxamide	434.5	372

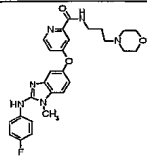
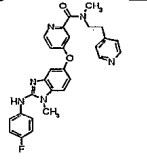
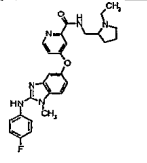
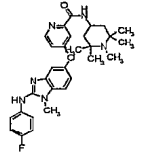
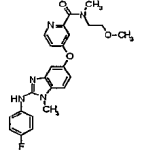
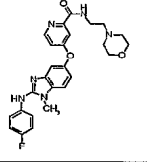
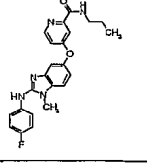
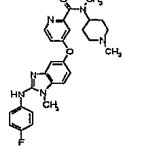


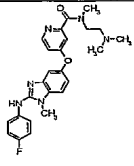
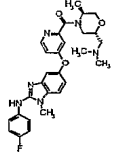
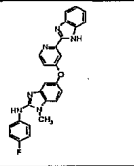
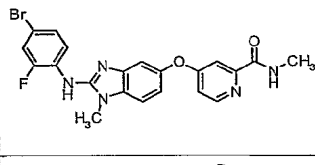
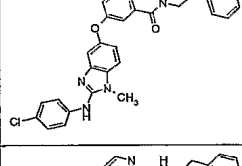
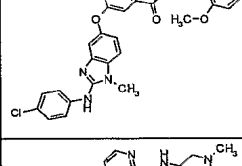
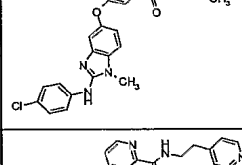
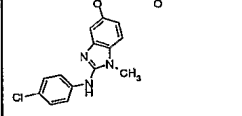
Example	Structure	Name	MH+	Synthesized as in Ex.:
870		4-({2-[(2-fluorophenyl)amino]-1-methyl-1H-benzimidazol-5-yl}oxy)-N-(2-morpholin-4-ylethyl)pyridine-2-carboxamide	491.5	372
871		4-({2-[(2-fluorophenyl)amino]-1-methyl-1H-benzimidazol-5-yl}oxy)-N-methyl-N-[2-(methyloxy)ethyl]pyridine-2-carboxamide	450.5	372
872		4-({2-[(2-fluorophenyl)amino]-1-methyl-1H-benzimidazol-5-yl}oxy)-N-methyl-N-(1-methylpiperidin-4-yl)pyridine-2-carboxamide	489.6	372
873		N-[2-(dimethylamino)ethyl]-4-({2-[(2-fluorophenyl)amino]-1-methyl-1H-benzimidazol-5-yl}oxy)-N-methylpyridine-2-carboxamide	463.5	372
874		N-[2-(1H-imidazol-4-yl)ethyl]-4-[(1-methyl-2-{2-(methyloxy)phenyl}amino)-1H-benzimidazol-5-yl]oxy]pyridine-2-carboxamide	484.5	372
875		N-[2-(dimethylamino)ethyl]-4-[(1-methyl-2-{2-(methyloxy)phenyl}amino)-1H-benzimidazol-5-yl]oxy]pyridine-2-carboxamide	461.5	372
876		4-[(1-methyl-2-{2-(methyloxy)phenyl}amino)-1H-benzimidazol-5-yl]oxy)-N-[2-(1-methylpyrrolidin-2-yl)ethyl]pyridine-2-carboxamide	501.6	372
877		N-[2-(1H-indol-3-yl)ethyl]-4-[(1-methyl-2-{2-(methyloxy)phenyl}amino)-1H-benzimidazol-5-yl]oxy]pyridine-2-carboxamide	533.6	372

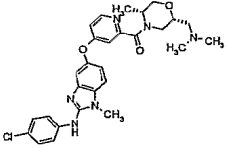
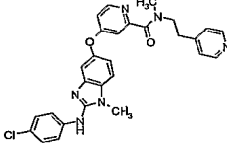
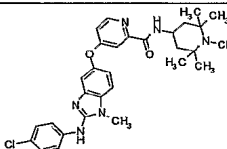
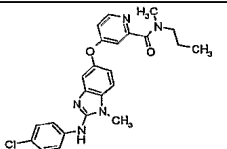
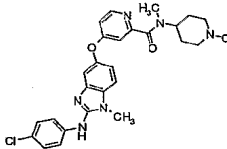
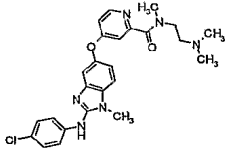
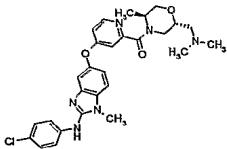
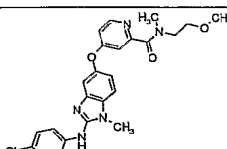
Example	Structure	Name	MH+	Synthesized as in Ex.:
878		4-[(1-methyl-2-{[2-(methyloxy)phenyl]amino}-1H-benzimidazol-5-yl)oxy]-N-[3-(methyloxy)propyl]pyridine-2-carboxamide	462.5	372
879		4-[(1-methyl-2-{[2-(methyloxy)phenyl]amino}-1H-benzimidazol-5-yl)oxy]-N-[2-(methyloxy)ethyl]pyridine-2-carboxamide	448.5	372
880		4-[(1-methyl-2-{[2-(methyloxy)phenyl]amino}-1H-benzimidazol-5-yl)oxy]-N-(2-pyridin-4-ylethyl)pyridine-2-carboxamide	495.6	372
881		4-[(1-methyl-2-{[2-(methyloxy)phenyl]amino}-1H-benzimidazol-5-yl)oxy]-N-[3-(4-methylpiperazin-1-yl)propyl]pyridine-2-carboxamide	530.6	372
882		4-[(1-methyl-2-{[2-(methyloxy)phenyl]amino}-1H-benzimidazol-5-yl)oxy]-N-(3-morpholin-4-ylpropyl)pyridine-2-carboxamide	517.6	372
883		N-methyl-4-[(1-methyl-2-{[2-(methyloxy)phenyl]amino}-1H-benzimidazol-5-yl)oxy]-N-(2-pyridin-4-ylethyl)pyridine-2-carboxamide	509.6	372
884		N-[(1-ethylpyrrolidin-2-yl)methyl]-4-[(1-methyl-2-{[2-(methyloxy)phenyl]amino}-1H-benzimidazol-5-yl)oxy]pyridine-2-carboxamide	501.6	372
885		4-[(1-methyl-2-{[2-(methyloxy)phenyl]amino}-1H-benzimidazol-5-yl)oxy]-N-(1,2,2,6,6-pentamethylpiperidin-4-yl)pyridine-2-carboxamide	543.7	372

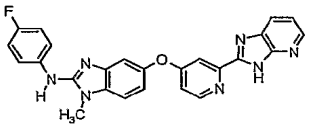
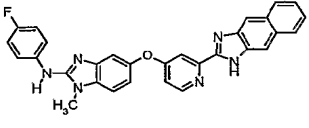
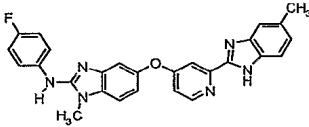
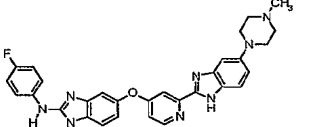
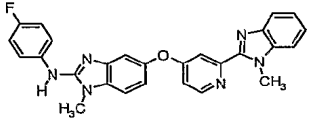
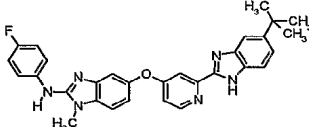
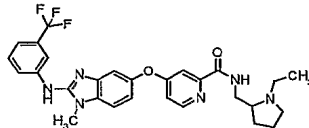
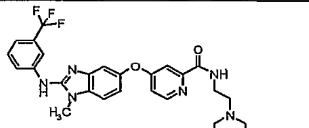
Example	Structure	Name	MH+	Synthesized as in Ex.:
886		N-methyl-4-[(1-methyl-2-{[2-(methoxy)phenyl]amino}-1H-benzimidazol-5-yl)oxy]-N-[2-(methoxy)ethyl]pyridine-2-carboxamide	462.5	372
887		4-[(1-methyl-2-{[2-(methoxy)phenyl]amino}-1H-benzimidazol-5-yl)oxy]-N-(2-morpholin-4-ylethyl)pyridine-2-carboxamide	503.6	372
888		N-methyl-4-[(1-methyl-2-{[2-(methoxy)phenyl]amino}-1H-benzimidazol-5-yl)oxy]-N-propylpyridine-2-carboxamide	446.5	372
889		N-methyl-4-[(1-methyl-2-{[2-(methoxy)phenyl]amino}-1H-benzimidazol-5-yl)oxy]-N-(1-methylpiperidin-4-yl)pyridine-2-carboxamide	501.6	372
890		N-[2-(dimethylamino)ethyl]-N-methyl-4-[(1-methyl-2-{[2-(methoxy)phenyl]amino}-1H-benzimidazol-5-yl)oxy]pyridine-2-carboxamide	475.6	372
891		5-{[2-(1H-benzimidazol-2-yl)pyridin-4-yl]oxy}-1-methyl-N-[2-(methoxy)phenyl]-1H-benzimidazol-2-amine	463.5	372
892		5-{[2-(1H-benzimidazol-2-yl)pyridin-4-yl]oxy}-N-(2-fluorophenyl)-1-methyl-1H-benzimidazol-2-amine	451.5	372
893		4-({2-[(4-fluorophenyl)amino]-1-methyl-1H-benzimidazol-5-yl}oxy)-N-[2-(1H-imidazol-4-yl)ethyl]pyridine-2-carboxamide	472.5	372

Example	Structure	Name	MH+	Synthesized as in Ex.:
894		4-({2-[(4-fluorophenyl)amino]-1-methyl-1H-benzimidazol-5-yl}oxy)-N-[2-(1-methylpyrrolidin-2-yl)ethyl]pyridine-2-carboxamide	489.6	372
895		N-[2-(dimethylamino)ethyl]-4-({2-[(4-fluorophenyl)amino]-1-methyl-1H-benzimidazol-5-yl}oxy)pyridine-2-carboxamide	449.6	372
896		4-({2-[(4-fluorophenyl)amino]-1-methyl-1H-benzimidazol-5-yl}oxy)-N-[2-(1H-indol-3-yl)ethyl]pyridine-2-carboxamide	521.6	372
897		4-({2-[(4-fluorophenyl)amino]-1-methyl-1H-benzimidazol-5-yl}oxy)-N-[3-(methoxy)propyl]pyridine-2-carboxamide	450.5	372
898		4-({2-[(4-fluorophenyl)amino]-1-methyl-1H-benzimidazol-5-yl}oxy)-N-[2-(methoxy)ethyl]pyridine-2-carboxamide	436.5	372
899		4-({2-[(4-fluorophenyl)amino]-1-methyl-1H-benzimidazol-5-yl}oxy)-N-(2-pyridin-4-ylethyl)pyridine-2-carboxamide	483.6	372
900		4-({2-[(4-fluorophenyl)amino]-1-methyl-1H-benzimidazol-5-yl}oxy)-N-[3-(4-methylpiperazin-1-yl)propyl]pyridine-2-carboxamide	518.6	372
901		5-{{2-[(2R,5R)-2-[(dimethylamino)methyl]-5-methylmorpholin-4-yl]carbonyl}pyridin-4-yl}oxy}-N-(4-fluorophenyl)-1-methyl-1H-benzimidazol-2-amine	519.6	372

Example	Structure	Name	MH+	Synthesized as in Ex.:
902		4-({2-[(4-fluorophenyl)amino]-1-methyl-1H-benzimidazol-5-yl}oxy)-N-(3-morpholin-4-yl-propyl)pyridine-2-carboxamide	505.6	372
903		4-({2-[(4-fluorophenyl)amino]-1-methyl-1H-benzimidazol-5-yl}oxy)-N-methyl-N-(2-pyridin-4-ylethyl)pyridine-2-carboxamide	497.6	372
904		N-[(1-ethylpyrrolidin-2-yl)-methyl]-4-({2-[(4-fluorophenyl)amino]-1-methyl-1H-benzimidazol-5-yl}oxy)-pyridine-2-carboxamide	489.6	372
905		4-({2-[(4-fluorophenyl)amino]-1-methyl-1H-benzimidazol-5-yl}oxy)-N-(1,2,2,6,6-pentamethylpiperidin-4-yl)pyridine-2-carboxamide	531.7	372
906		4-({2-[(4-fluorophenyl)amino]-1-methyl-1H-benzimidazol-5-yl}oxy)-N-methyl-N-[2-(methyloxy)ethyl]pyridine-2-carboxamide	450.6	372
907		4-({2-[(4-fluorophenyl)amino]-1-methyl-1H-benzimidazol-5-yl}oxy)-N-(2-morpholin-4-ylethyl)pyridine-2-carboxamide	491.6	372
908		4-({2-[(4-fluorophenyl)amino]-1-methyl-1H-benzimidazol-5-yl}oxy)-N-propylpyridine-2-carboxamide	434.6	372
909		4-({2-[(4-fluorophenyl)amino]-1-methyl-1H-benzimidazol-5-yl}oxy)-N-methyl-N-(1-methylpiperidin-4-yl)pyridine-2-carboxamide	489.6	372

Example	Structure	Name	MH+	Synthesized as in Ex.:
910		N-[2-(dimethylamino)ethyl]-4-((2-[(4-fluorophenyl)amino]-1-methyl-1H-benzimidazol-5-yl)oxy)-N-methylpyridine-2-carboxamide	463.6	372
911		5-{{2-((2R,5S)-2-[(dimethylamino)methyl]-5-methylmorpholin-4-yl)carbonyl}pyridin-4-yl}oxy}-N-(4-fluorophenyl)-1-methyl-1H-benzimidazol-2-amine	519.6	372
912		5-{{2-(1H-benzimidazol-2-yl)pyridin-4-yl}oxy}-N-(4-fluorophenyl)-1-methyl-1H-benzimidazol-2-amine	451.5	821
913		4-((2-[(4-bromo-2-fluorophenyl)amino]-1-methyl-1H-benzimidazol-5-yl)oxy)-N-methylpyridine-2-carboxamide	471.3	120a
914		4-((2-[(4-chlorophenyl)amino]-1-methyl-1H-benzimidazol-5-yl)oxy)-N-(2-phenylethyl)pyridine-2-carboxamide	499.0	372
915		4-((2-[(4-chlorophenyl)amino]-1-methyl-1H-benzimidazol-5-yl)oxy)-N-{2-[2-(methyloxy)phenyl]ethyl}pyridine-2-carboxamide	529.0	372
916		4-((2-[(4-chlorophenyl)amino]-1-methyl-1H-benzimidazol-5-yl)oxy)-N-[2-(dimethylamino)ethyl]pyridine-2-carboxamide	466.0	372
917		4-((2-[(4-chlorophenyl)amino]-1-methyl-1H-benzimidazol-5-yl)oxy)-N-(2-pyridin-4-ylethyl)pyridine-2-carboxamide	500.0	372

Example	Structure	Name	MH+	Synthesized as in Ex.:
918		N-(4-chlorophenyl)-5-{[2-((2R,5R)-2-[(dimethylamino)methyl]-5-methylmorpholin-4-yl)carbonyl]pyridin-4-yl}oxy-1-methyl-1H-benzimidazol-2-amine	536.0	372
919		4-({2-[(4-chlorophenyl)amino]-1-methyl-1H-benzimidazol-5-yl}oxy)-N-methyl-N-(2-pyridin-4-ylethyl)pyridine-2-carboxamide	514.0	372
920		4-({2-[(4-chlorophenyl)amino]-1-methyl-1H-benzimidazol-5-yl}oxy)-N-(1,2,2,6,6-pentamethylpiperidin-4-yl)pyridine-2-carboxamide	548.1	372
921		4-({2-[(4-chlorophenyl)amino]-1-methyl-1H-benzimidazol-5-yl}oxy)-N-methyl-N-propylpyridine-2-carboxamide	450.9	372
922		4-({2-[(4-chlorophenyl)amino]-1-methyl-1H-benzimidazol-5-yl}oxy)-N-methyl-N-(1-methylpiperidin-4-yl)pyridine-2-carboxamide	506.0	372
923		4-({2-[(4-chlorophenyl)amino]-1-methyl-1H-benzimidazol-5-yl}oxy)-N-[2-(dimethylamino)ethyl]-N-methylpyridine-2-carboxamide	480.0	372
924		N-(4-chlorophenyl)-5-{[2-((2R,5S)-2-[(dimethylamino)methyl]-5-methylmorpholin-4-yl)carbonyl]pyridin-4-yl}oxy-1-methyl-1H-benzimidazol-2-amine	536.0	372
925		4-({2-[(4-chlorophenyl)amino]-1-methyl-1H-benzimidazol-5-yl}oxy)-N-methyl-N-[2-(methyloxy)ethyl]pyridine-2-carboxamide	466.9	372

Example	Structure	Name	MH+	Synthesized as in Ex.:
926		N-(4-fluorophenyl)-5-{[2-(3H-imidazo[4,5-b]pyridin-2-yl)pyridin-4-yl]oxy}-1-methyl-1H-benzimidazol-2-amine	452.5	821
927		N-(4-fluorophenyl)-1-methyl-5-{[2-(1H-naphtho[2,3-d]imidazol-2-yl)pyridin-4-yl]oxy}-1H-benzimidazol-2-amine	501.5	821
928		N-(4-fluorophenyl)-1-methyl-5-{[2-(5-methyl-1H-benzimidazol-2-yl)pyridin-4-yl]oxy}-1H-benzimidazol-2-amine	465.5	821
929		N-(4-fluorophenyl)-1-methyl-5-({2-[5-(4-methylpiperazin-1-yl)-1H-benzimidazol-2-yl]pyridin-4-yl}oxy)-1H-benzimidazol-2-amine	549.6	821
930		N-(4-fluorophenyl)-1-methyl-5-{[2-(1-methyl-1H-benzimidazol-2-yl)pyridin-4-yl]oxy}-1H-benzimidazol-2-amine	465.5	821
931		5-({2-[5-(1,1-dimethylethyl)-1H-benzimidazol-2-yl]pyridin-4-yl}oxy)-N-(4-fluorophenyl)-1-methyl-1H-benzimidazol-2-amine	507.6	821
932		N-[(1-ethylpyrrolidin-2-yl)methyl]-4-[(1-methyl-2-{[3-(trifluoromethyl)phenyl]amino}-1H-benzimidazol-5-yl)oxy]pyridine-2-carboxamide	539.3	372
933		4-[(1-methyl-2-{[3-(trifluoromethyl)phenyl]amino}-1H-benzimidazol-5-yl)oxy]-N-(2-morpholin-4-ylethyl)pyridine-2-carboxamide	541.3	372

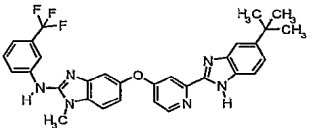
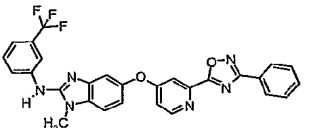
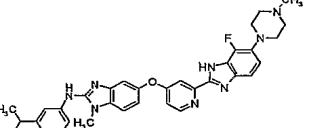
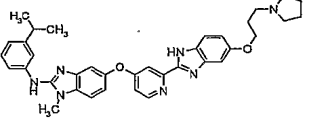
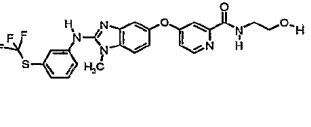
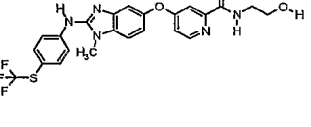
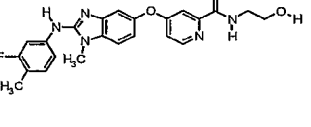
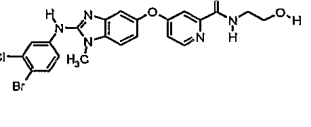


Example	Structure	Name	MH+	Synthesized as in Ex.:
934		N-[3-(4-methylpiperazin-1-yl)propyl]-4-[(1-methyl-2-{{3-(trifluoromethyl)phenyl}amino)}-1H-benzimidazol-5-yl]oxy]pyridine-2-carboxamide	568.4	372
935		4-[(1-methyl-2-{{3-(trifluoromethyl)phenyl}amino)}-1H-benzimidazol-5-yl]oxy]-N-1,3-thiazol-2-ylpyridine-2-carboxamide	511.2	372
936		N-[2-(1-methylpyrrolidin-2-yl)ethyl]-4-[(1-methyl-2-{{3-(trifluoromethyl)phenyl}amino)}-1H-benzimidazol-5-yl]oxy]pyridine-2-carboxamide	539.3	372
937		4-[(1-methyl-2-{{3-(trifluoromethyl)phenyl}amino)}-1H-benzimidazol-5-yl]oxy]-N-[2-(2-oxoimidazolidin-1-yl)ethyl]pyridine-2-carboxamide	540.3	372
938		4-[(1-methyl-2-{{3-(trifluoromethyl)phenyl}amino)}-1H-benzimidazol-5-yl]oxy]-N-(2-pyrrolidin-1-ylethyl)pyridine-2-carboxamide	525.3	372
939		N-[3-(1H-imidazol-1-yl)propyl]-4-[(1-methyl-2-{{3-(trifluoromethyl)phenyl}amino)}-1H-benzimidazol-5-yl]oxy]pyridine-2-carboxamide	536.3	372
940		N-[2-(methoxy)ethyl]-4-[(1-methyl-2-{{3-(trifluoromethyl)phenyl}amino)}-1H-benzimidazol-5-yl]oxy]pyridine-2-carboxamide	486.3	372
941		N-(2-hydroxyethyl)-4-[(1-methyl-2-{{3-(trifluoromethyl)phenyl}amino)}-1H-benzimidazol-5-yl]oxy]pyridine-2-carboxamide	472.2	372

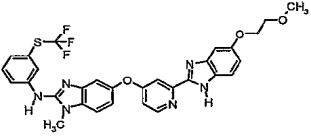
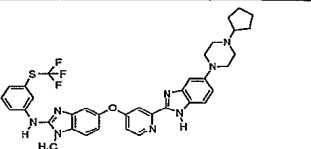
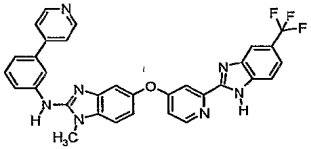
Example	Structure	Name	MH+	Synthesized as in Ex.:
942		4-[(1-methyl-2-{{3-(trifluoromethyl)phenyl}amino)-1H-benzimidazol-5-yl}oxy]-N-(2-piperidin-1-ylethyl)pyridine-2-carboxamide	539.3	372
943		4-[(1-methyl-2-{{3-(trifluoromethyl)phenyl}amino)-1H-benzimidazol-5-yl}oxy]-N-(3-piperidin-1-ylpropyl)pyridine-2-carboxamide	553.3	372
944		4-[(1-methyl-2-{{3-(trifluoromethyl)phenyl}amino)-1H-benzimidazol-5-yl}oxy]-N-(3-pyrrolidin-1-ylpropyl)pyridine-2-carboxamide	539.3	372
945		4-[(1-methyl-2-{{3-(trifluoromethyl)phenyl}amino)-1H-benzimidazol-5-yl}oxy]-N-(2-pyridin-4-ylethyl)pyridine-2-carboxamide	533.3	372
946		4-[(1-methyl-2-{{3-(trifluoromethyl)phenyl}amino)-1H-benzimidazol-5-yl}oxy]-N-(2-piperazin-1-ylethyl)pyridine-2-carboxamide	540.2	372
947		N-[3-(methoxy)propyl]-4-[(1-methyl-2-{{3-(trifluoromethyl)phenyl}amino)-1H-benzimidazol-5-yl}oxy]pyridine-2-carboxamide	500.2	372
948		N-[2-(acetylamino)ethyl]-4-[(1-methyl-2-{{3-(trifluoromethyl)phenyl}amino)-1H-benzimidazol-5-yl}oxy]pyridine-2-carboxamide	513.3	372
949		4-[(1-methyl-2-{{3-(trifluoromethyl)phenyl}amino)-1H-benzimidazol-5-yl}oxy]-N-pyrrolidin-3-ylpyridine-2-carboxamide	497.2	372

Example	Structure	Name	MH+	Synthesized as in Ex.:
950		4-[(1-methyl-2-{{3-(trifluoromethyl)phenyl}amino)-1H-benzimidazol-5-yl}oxy]-N-[3-(2-oxopyrrolidin-1-yl)propyl]pyridine-2-carboxamide	553.3	372
951		4-[(1-methyl-2-{{3-(trifluoromethyl)phenyl}amino)-1H-benzimidazol-5-yl}oxy]-N-propylpyridine-2-carboxamide	470.3	372
952		N-ethyl-4-[(1-methyl-2-{{3-(trifluoromethyl)phenyl}amino)-1H-benzimidazol-5-yl}oxy]pyridine-2-carboxamide	456.2	372
953		5-{{2-(1H-benzimidazol-2-yl)pyridin-4-yl}oxy}-1-methyl-N-[3-(trifluoromethyl)phenyl]-1H-benzimidazol-2-amine	501.2	821
954		5-{{2-(1H-benzimidazol-2-yl)pyridin-4-yl}oxy}-1-methyl-N-[3-(1-methylethyl)phenyl]-1H-benzimidazol-2-amine	abran	821
955		1-methyl-5-{{2-(5-methyl-1H-benzimidazol-2-yl)pyridin-4-yl}oxy}-N-[3-(trifluoromethyl)phenyl]-1H-benzimidazol-2-amine	515.2	821
956		1-methyl-5-{{2-(1H-naphtho[2,3-d]imidazol-2-yl)pyridin-4-yl}oxy}-N-[3-(trifluoromethyl)phenyl]-1H-benzimidazol-2-amine	551.3	821
957		1-methyl-5-{{2-(1-methyl-1H-benzimidazol-2-yl)pyridin-4-yl}oxy}-N-[3-(trifluoromethyl)phenyl]-1H-benzimidazol-2-amine	515.2	821

Example	Structure	Name	MH+	Synthesized as in Ex.:
958		(2-{4-[(1-methyl-2-{[3-(trifluoromethyl)phenyl]amino}-1H-benzimidazol-5-yl)oxy]-pyridin-2-yl}-1H-benzimidazol-5-yl)(phenyl)methanone	605.2	821
959		5-{{2-(5-bromo-1H-benzimidazol-2-yl)pyridin-4-yl}oxy}-1-methyl-N-[3-(trifluoromethyl)phenyl]-1H-benzimidazol-2-amine	579.1	821
960		5-{{2-(5-chloro-6-fluoro-1H-benzimidazol-2-yl)pyridin-4-yl}oxy}-1-methyl-N-[3-(trifluoromethyl)phenyl]-1H-benzimidazol-2-amine	553.2	821
961		5-{{2-(5-chloro-1H-benzimidazol-2-yl)pyridin-4-yl}oxy}-1-methyl-N-[3-(trifluoromethyl)phenyl]-1H-benzimidazol-2-amine	535.2	821
962		5-{{2-(5-fluoro-1H-benzimidazol-2-yl)pyridin-4-yl}oxy}-1-methyl-N-[3-(trifluoromethyl)phenyl]-1H-benzimidazol-2-amine	519.4	821
963		1-methyl-5-({2-[5-(trifluoromethyl)-1H-benzimidazol-2-yl]pyridin-4-yl}oxy)-N-[3-(trifluoromethyl)phenyl]-1H-benzimidazol-2-amine	569.2	821
964		methyl 2-{4-[(1-methyl-2-{[3-(trifluoromethyl)phenyl]amino}-1H-benzimidazol-5-yl)oxy]pyridin-2-yl}-1H-benzimidazole-5-carboxylate	559.2	821
965		5-{{2-(5,6-dichloro-1H-benzimidazol-2-yl)pyridin-4-yl}oxy}-1-methyl-N-[3-(trifluoromethyl)phenyl]-1H-benzimidazol-2-amine	569.1	821

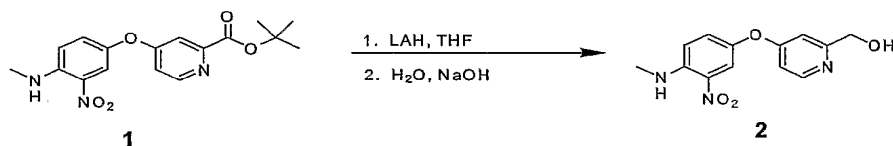
Example	Structure	Name	MH+	Synthesized as in Ex.:
966		5-(2-[5-(1,1-dimethylethyl)-1H-benzimidazol-2-yl]pyridin-4-yl)oxy-1-methyl-N-[3-(trifluoromethyl)phenyl]-1H-benzimidazol-2-amine	557.3	821
967		1-methyl-5-([2-(3-phenyl-1,2,4-oxadiazol-5-yl)pyridin-4-yl]oxy)-N-[3-(trifluoromethyl)phenyl]-1H-benzimidazol-2-amine	529.2	821
968		5-(2-[7-fluoro-6-(4-methylpiperazin-1-yl)-1H-benzimidazol-2-yl]pyridin-4-yl)oxy-1-methyl-N-[3-(1-methylethyl)phenyl]-1H-benzimidazol-2-amine	591.3	821
969		1-methyl-N-[3-(1-methylethyl)phenyl]-5-([2-(5-[(3-pyrrolidin-1-yl)propyl]oxy)-1H-benzimidazol-2-yl]pyridin-4-yl)oxy]-1H-benzimidazol-2-amine	602.7	821
970		N-(2-hydroxyethyl)-4-([1-methyl-2-([3-[(trifluoromethyl)thio]phenyl]amino)-1H-benzimidazol-5-yl]oxy)pyridine-2-carboxamide	504.1	820
971		N-(2-hydroxyethyl)-4-([1-methyl-2-([4-[(trifluoromethyl)thio]phenyl]amino)-1H-benzimidazol-5-yl]oxy)pyridine-2-carboxamide	504.1	820
972		4-([2-[(3-fluoro-4-methyl)phenyl]amino]-1-methyl-1H-benzimidazol-5-yl]oxy)-N-(2-hydroxyethyl)pyridine-2-carboxamide	436.2	820
973		4-([2-[(4-bromo-3-chloro)phenyl]amino]-1-methyl-1H-benzimidazol-5-yl]oxy)-N-(2-hydroxyethyl)pyridine-2-carboxamide	516	820

Example	Structure	Name	MH+	Synthesized as in Ex.:
974		4-({2-[(4-chloro-3-methylphenyl)amino]-1-methyl-1H-benzimidazol-5-yl}oxy)-N-(2-hydroxyethyl)pyridine-2-carboxamide	452.2	820
975		4-({2-[(4-fluorophenyl)amino]-1-methyl-1H-benzimidazol-5-yl}oxy)-N-(2-hydroxyethyl)pyridine-2-carboxamide	422.2	820
976		4-({2-[(3-chloro-4-fluorophenyl)amino]-1-methyl-1H-benzimidazol-5-yl}oxy)-N-(2-hydroxyethyl)pyridine-2-carboxamide	456.2	820
977		N-(2-hydroxyethyl)-4-[(1-methyl-2-[[4-methyl-3-(trifluoromethyl)phenyl]amino]-1H-benzimidazol-5-yl]oxy]-pyridine-2-carboxamide	486.2	820
978		4-({2-[(3-chloro-4-methylphenyl)amino]-1-methyl-1H-benzimidazol-5-yl}oxy)-N-(2-hydroxyethyl)pyridine-2-carboxamide	452.2	820
979		4-({2-[(4-bromo-3-fluorophenyl)amino]-1-methyl-1H-benzimidazol-5-yl}oxy)-N-(2-hydroxyethyl)pyridine-2-carboxamide	502.1	820
980		5-({2-[4-fluoro-5-(4-methylpiperazin-1-yl)-1H-benzimidazol-2-yl]pyridin-4-yl}oxy)-1-methyl-N-[3-(trifluoromethyl)phenyl]-1H-benzimidazol-2-amine	428.2	821
981		5-{{2-[(1H-benzimidazol-2-yl)pyridin-4-yl]oxy}-N-(4-chloro-3-pyridin-4-ylphenyl)-1-methyl-1H-benzimidazol-2-amine	545.0	821

Example	Structure	Name	MH+	Synthesized as in Ex.:
982		1-methyl-5-({2-(5-({2-(methyl-oxy)ethyl}oxy)-1H-benzimidazol-2-yl)pyridin-4-yl}oxy)-N-(3-((trifluoromethyl)thio)phenyl)-1H-benzimidazol-2-amine	607.2	821
983		5-({2-[5-(4-cyclopentyl-piperazin-1-yl)-1H-benzimidazol-2-yl]pyridin-4-yl}oxy)-1-methyl-N-(3-((trifluoromethyl)thio)phenyl)-1H-benzimidazol-2-amine	685.3	821
984		1-methyl-N-(3-pyridin-4-yl-phenyl)-5-({2-[5-(trifluoromethyl)-1H-benzimidazol-2-yl]pyridin-4-yl}oxy)-1H-benzimidazol-2-amine	578.3	821

Example 985: Synthesis of Oxime Series: 4-[2-(4-Bromo-phenylamino)-1-methyl-1H-benzimidazol-5-yloxy]-pyridine-2-carbaldehyde oxime

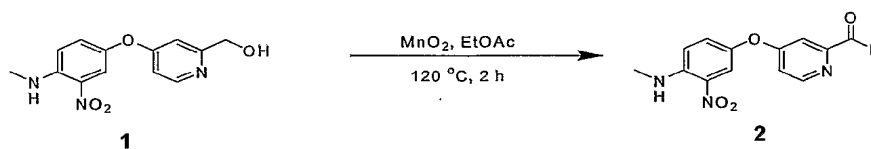
5 Step 1. Synthesis of [4-(4-Methylamino-3-nitro-phenoxy)-pyridin-2-yl]-methanol



A flame dried 500 mL three-necked round bottom flask purged with N<sub>2</sub> was charged with LAH (2.32 g, 58.0 mmol) and dry THF (60 mL). The resulting suspension was cooled to 0 °C and a suspension of *t*-butyl ester **1** (10.0 g, 29.0 mmol) in dry THF  
 10 (60 mL) was slowly added while keeping the internal reaction temperature under 5 °C. The reaction was stirred at 0 °C for 30 min then at rt for 30 min. After the reaction was judged complete, the mixture was treated with successive dropwise addition of water (2.3 mL), 10 % NaOH (2.3 mL), and water (7.2 mL). The resulting suspension was filtered through Celite, washed with ethyl acetate and methanol, and the collected organics

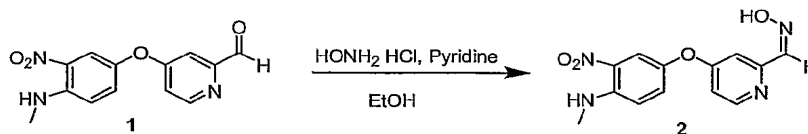
concentrated. The crude product was absorbed onto silica gel and purified by flash chromatography (97: 3 CH<sub>2</sub>Cl<sub>2</sub>/MeOH) to give **2** as an orange solid: <sup>1</sup>H NMR (300 MHz, CDCl<sub>3</sub>) δ 8.40 (d, *J* = 5.5 Hz, 1 H), 8.05 (br s, 1H), 7.96 (d, *J* = 2.75 Hz, 1 H), 7.29 (d, *J* = 2.75 Hz, 1 H), 6.92 (d, *J* = 9.35 Hz, 1 H), 6.75 (m, 2 H), 4.68 (s, 2 H), 3.07 (d, *J* = 5.23 Hz, 3 H).

Step 2. Synthesis of 4-(4-Methylamino-3-nitro-phenoxy)-pyridine-2-carbaldehyde



A 250 mL reaction tube was charged with benzyl alcohol **1** (1.0 g, 3.6 mmol), MnO<sub>2</sub> (4.7 g, 54 mmol) and EtOAc (20 mL). The reaction tube was sealed was heated to 120 °C with stirring for 2 h. The reaction was allowed to cool to rt, then filtered through Celite and washed successively with EtOAc, MeOH, and EtOH. The combine organics were concentrated to give 936 mg (3.4 mmol, 94%) of **2** as an orange solid: <sup>1</sup>H NMR (300 MHz, CDCl<sub>3</sub>) δ 10.01 (s, 1 H), 8.64 (d, *J* = 5.5 Hz, 1 H), 8.09 (br s, 1 H), 7.96 (d, *J* = 2.75 Hz, 1 H), 7.37 (d, *J* = 2.48 Hz, 1 H), 7.29 (d, *J* = 2.75 Hz, 1 H), 7.08 (dd, *J* = 2.47, 5.5 Hz, 1 H), 6.94 (d, *J* = 9.35 Hz, 1 H), 3.08 (d, *J* = 5.23 Hz, 3 H).

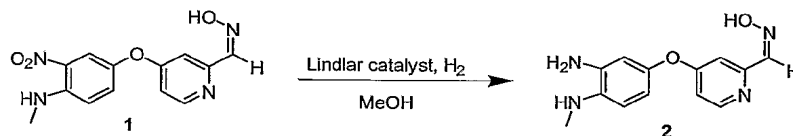
Step 3. Synthesis of 4-(4-Methylamino-3-nitro-phenoxy)-pyridine-2-carbaldehyde oxime



A 50 mL round bottom flask was charged with **1** (680 mg, 2.5 mmol), hydroxylamine HCl (191 mg, 2.75 mmol), pyridine (0.25 mL, 3.0 mmol) and ethanol (10 mL). The resulting reaction mixture was stirred at rt overnight. The crude product was concentrated, absorbed onto silica gel, and purified by flash chromatography ( 97: 3 CH<sub>2</sub>Cl<sub>2</sub>/MeOH) to give **2** as an orange solid. LCMS *m/z* 289.2 (MH<sup>+</sup>), *t<sub>R</sub>* = 2.06 min.

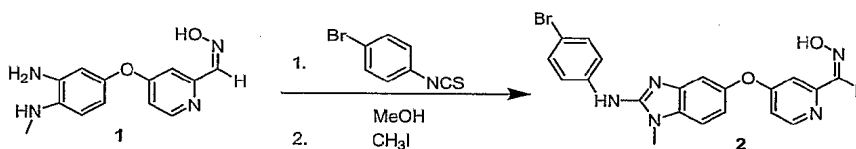


Step 4. Synthesis of 4-(3-Amino-4-methylamino-phenoxy)-pyridine-2-carbaldehyde oxime



A reaction tube was charged with suspension of 1 (330 mg, 1.15 mmol) and Lindlar catalyst (245 mg, 10 mol %) in methanol (5 mL), sealed, and placed on a Parr shaker. The reaction was pressurized with H<sub>2</sub> (60 psi) and maintained for 1 h. The reaction was filtered through Celite and the remaining solids were washed with MeOH. The combined organics were concentrated to give 2 as a brown semi-solid which was taken on without further purification.

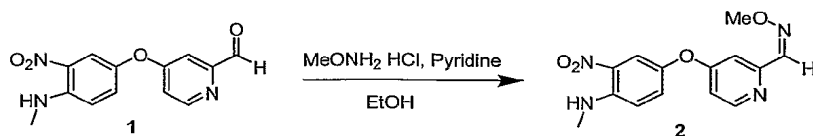
Step 5. Synthesis of 4-[2-(4-Bromo-phenylamino)-1-methyl-1H-benzimidazol-5-yloxy]-pyridine-2-carbaldehyde oxime



A 5 mL round bottom flask was charged with 4-bromophenylisothiocyanate (54 mg, 0.25 mmol), diamine 1 (65 mg, 0.25 mmol), and MeOH (1 mL). The resulting reaction was maintained at rt overnight. Methyl iodide (20  $\mu$ L, 0.33 mmol) was added to the reaction and stirred overnight. The reaction was concentrated and the resulting residue was purified by reverse-phase HPLC. LCMS  $m/z$  438.1 (MH<sup>+</sup>),  $t_R$  = 1.87 min.

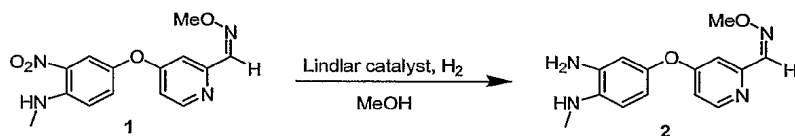
Example 986: Synthesis of *O*-methyl-oxime Series: 4-[1-Methyl-2-(4-trifluoromethylsulfanyl-phenylamino)-1H-benzimidazol-5-yloxy]-pyridine-2-carbaldehyde *O*-methyl-oxime

Step 1. Synthesis of 4-(4-Methylamino-3-nitro-phenoxy)-pyridine-2-carbaldehyde *O*-methyl-oxime



A 25 mL round bottom flask was charged with a suspension of **1** (600 mg, 2.2 mmol), methoxyamine HCl (202 mg, 2.42 mmol), and pyridine (0.22 mL, 2.6 mmol) in ethanol (9 mL). The resulting reaction mixture was stirred at rt overnight. The crude product was concentrated, absorbed onto silica gel, and purified by flash chromatography (97: 3 CH<sub>2</sub>Cl<sub>2</sub>/MeOH) to give **2** as an orange solid. LCMS *m/z* 303.2 (MH<sup>+</sup>), *t<sub>R</sub>* = 2.40 min.

Step 2. Synthesis of 4-(3-Amino-4-methylamino-phenoxy)-pyridine-2-carbaldehyde *O*-methyl-oxime

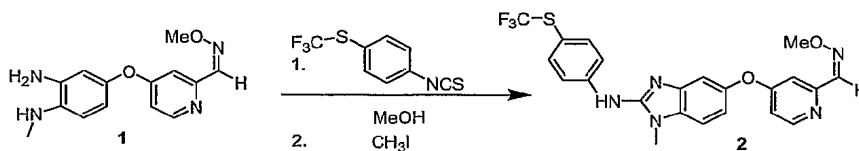


10

A reaction tube was charged with a suspension of **1** (270 mg, 0.9 mmol) and Lindlar catalyst (192 mg, 10 mol %) in methanol (5 mL), and was then placed on a Parr shaker. The reaction was pressurized with H<sub>2</sub> (60 psi) and maintained for 1 h. The reaction was filtered through Celite and the remaining solids were washed with methanol. The combined organics were concentrated to give **2** as a brown semi-solid which was carried forward without further purification. LCMS *m/z* 273.3 (MH<sup>+</sup>), *t<sub>R</sub>* = 1.56 min.

15

Step 3. Synthesis of 4-[1-Methyl-2-(4-trifluoromethylsulfanyl-phenylamino)-1H-benzoimidazol-5-yl]-pyridine-2-carbaldehyde *O*-methyl-oxime

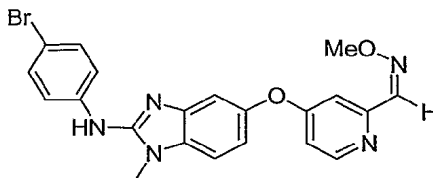


20

A 5 mL round bottom flask was charged with 4-trifluoromethylthio-phenylisothiocyanate (24 mg, 0.1 mmol), diamine **1** (27 mg, 0.1 mmol), and MeOH (0.5 mL). The reaction was maintained at rt overnight, after which methyl iodide (8 μL, 0.13

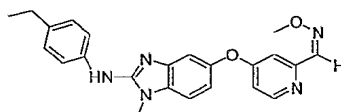
mmol) was added. After 16 h, the reaction was concentrated and the resulting residue was purified by reverse-phase HPLC. LCMS  $m/z$  474.3 ( $MH^+$ ),  $t_R = 2.42$  min.

Example 987



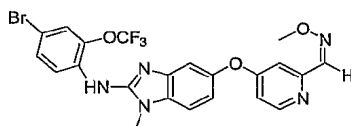
5 Synthesized as described in Example 986 step 3 using 4-bromophenyl isothiocyanate. LCMS  $m/z$  402.4 ( $MH^+$ ),  $t_R = 2.15$  min.

Example 988



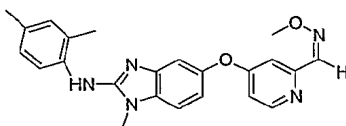
10 Synthesized as described in Example 986 step 3 using 4-ethylphenylisothiocyanate. LCMS  $m/z$  402.4 ( $MH^+$ ),  $t_R = 2.15$  min.

Example 989



15 Synthesized as described in Example 986 step 3 using 4-bromo-2-trifluoromethoxyphenylisothiocyanate. LCMS  $m/z$  536.2 ( $MH^+$ ),  $t_R = 2.38$  min.

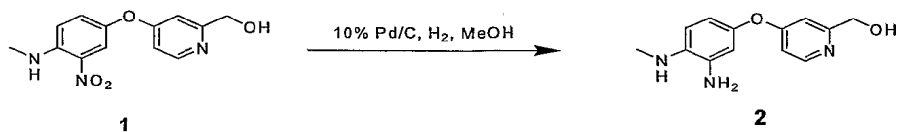
Example 990



Synthesized as described in Example 986 step 3 using 2,4-dimethylphenylisothiocyanate. LCMS  $m/z$  402, ( $MH^+$ ),  $t_R = 2.07$  min.

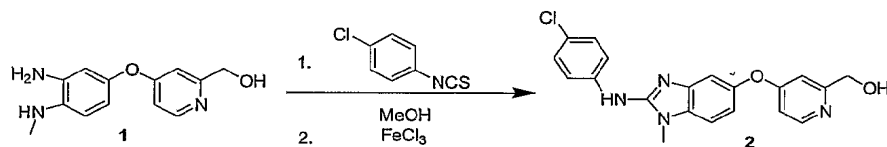
**Example 991: Synthesis of Benzyl Alcohol Series: {4-[2-(4-Chloro-phenylamino)-1-methyl-1H-benzoimidazol-5-yloxy]-pyridin-2-yl}-methanol**

5 Step 1. Synthesis of [4-(3-Amino-4-methylamino-phenoxy)-pyridin-2-yl]-methanol

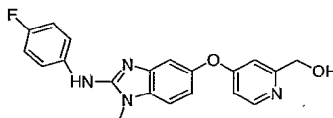


A suspension of nitroaniline **1** (550 mg, 2.0 mmol) in methanol was sparged with  $N_2$  for 20 min after which 10% Pd/C (106 mg, 0.1 mmol) was added. The reaction was charged with  $H_2$  and maintained under a  $H_2$  atmosphere overnight at rt. The reaction was sparged with  $N_2$  and filtered through Celite. The collected solids were washed with EtOAc (3 X 50 mL), and the combined organic layers were dried ( $MgSO_4$ ) and concentrated to afford **2**, which was taken on without further purification.

15 Step 2. Synthesis of {4-[2-(4-Chloro-phenylamino)-1-methyl-1H-benzoimidazol-5-yloxy]-pyridin-2-yl}-methanol.

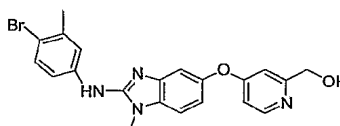


A 5 mL round bottom flask was charged with 4-chlorophenylisothiocyanate (34 g, 0.2 mmol), diamine **1** (49 mg, 0.2 mmol), and MeOH (1 mL) and the resulting reaction was maintained at rt overnight. Ferric chloride (16 mg, 0.1 mmol) was added and the red reaction mixture was stirred overnight. The reaction was partitioned with EtOAc and water, the layers were separated and the aqueous phase was neutralized (pH = 7) with saturated aqueous  $Na_2CO_3$  solution. The aqueous phase was extracted with EtOAc. The combined organic layers were washed with brine, dried, and concentrated to give a brown solid. The reaction was concentrated and the resulting residue purified on reverse-phase HPLC. LCMS  $m/z$  381.3 ( $MH^+$ ),  $t_R = 2.27$  min.

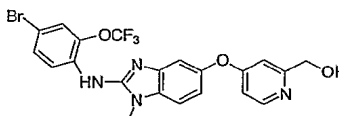
Example 992.

Synthesized as described in Example 1058 step 2 using 4-fluorophenylisothiocyanate. LCMS  $m/z$  365.4 ( $MH^+$ ),  $t_R = 2.04$  min.

5

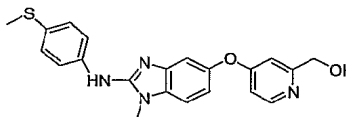
Example 993

Synthesized as described in Example 991 step 2 using 4-bromo-3-methylphenylisothiocyanate. LCMS  $m/z$  439.3 ( $MH^+$ ),  $t_R = 2.79$  min.

Example 994

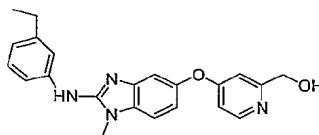
10

Synthesized as described in Example 991 step 2 using 4-bromo-2-trifluoromethoxyphenylisothiocyanate. LCMS  $m/z$  511.3 ( $MH^+$ ),  $t_R = 3.08$  min.

Example 995

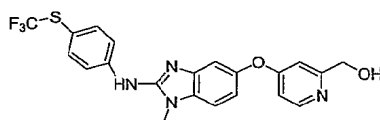
15

Synthesized as described in Example 991 step 2 using 4-methylthiophenylisothiocyanate. LCMS  $m/z$  393.4 ( $MH^+$ ),  $t_R = 2.46$  min.

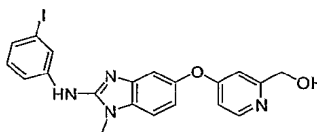
Example 995

Synthesized as described in Example 991 step 2 using 3-ethoxyphenylisothiocyanate. LCMS  $m/z$  375.4 ( $MH^+$ ),  $t_R = 2.57$  min.

5

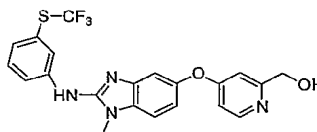
Example 996

Synthesized as described in Example 991 step 2 using 4-trifluoromethylthiophenylisothiocyanate. LCMS  $m/z$  447.3 ( $MH^+$ ),  $t_R = 3.21$  min.

Example 997

10

Synthesized as described in Example 991 step 2 using 3-iodophenylisothiocyanate. LCMS  $m/z$  473.2 ( $MH^+$ ),  $t_R = 2.57$  min.

Example 998

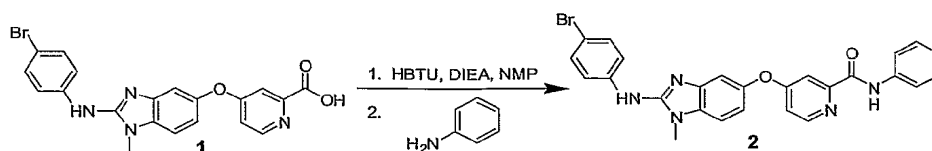
15

Synthesized as described in Example 991 step 2 using 3-trifluoromethylthiophenylisothiocyanate. LCMS  $m/z$  447.3 ( $MH^+$ ),  $t_R = 3.08$  min.

Example 999: 4-[2-(4-Bromo-phenylamino)-1-methyl-1H-benzoimidazol-5-yloxy]-  
pyridine-2-carboxylic acid phenylamide.

Procedure for Synthesis of Anilide Series (4-Br and 3-iPr west-ends)

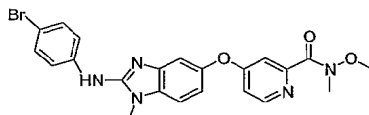
Synthesis of 4-[2-(4-Bromo-phenylamino)-1-methyl-1H-benzoimidazol-5-yloxy]-  
5 pyridine-2-carboxylic acid phenylamide.



A suspension of 1 (44 mg, 0.1 mmol), HBTU (46 mg, 0.12 mmol), and DIEA (43  $\mu$ L, 0.25 mmol) in NMP (0.5 mL) was shaken for 30 min at rt. Aniline was added and the reaction was shaken overnight. The crude product purified on reverse-phase HPLC.

10 LCMS  $m/z$  515.2 ( $MH^+$ ),  $t_R$  = 2.75 min.

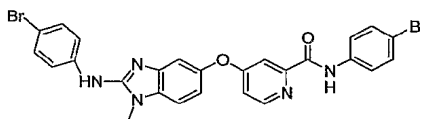
Example 1000



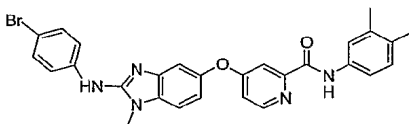
Synthesized as described in Example 999 using *N, O*-dimethylhydroxylamine HCl. LCMS  $m/z$  483.3 ( $MH^+$ ),  $t_R$  = 2.07 min.

15

Example 1001

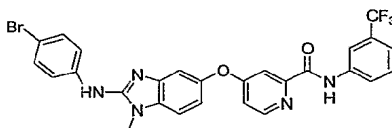


Synthesized as described in Example 999 using 4-bromoaniline. LCMS  $m/z$  594.0 ( $MH^+$ ),  $t_R$  = 5.39 min.

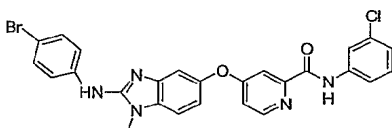
Example 1002

Synthesized as described in Example 999 using 3,4-dimethylaniline. LCMS  $m/z$  543.2 ( $MH^+$ ),  $t_R = 5.39$  min.

5

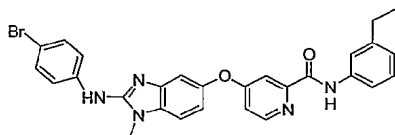
Example 1003

Synthesized as described in Example 999 using 3-trifluoromethylaniline. LCMS  $m/z$  583.1 ( $MH^+$ ),  $t_R = 3.12$  min.

Example 1004

10

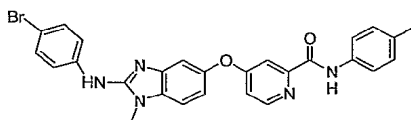
Synthesized as described in Example 999 using 3-chloroaniline. LCMS  $m/z$  550.1 ( $MH^+$ ),  $t_R = 5.28$  min.

Example 1005

15

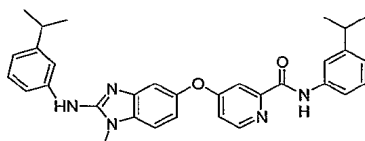
Synthesized as described in Example 999 using 3-ethylaniline. LCMS  $m/z$  543.2 ( $MH^+$ ),  $t_R = 3.16$  min.



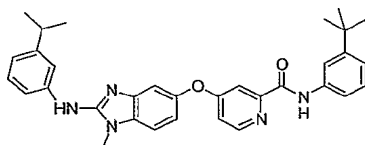
Example 1006

Synthesized as described in Example 1067 using 4-methylaniline. LCMS  $m/z$  529.2 ( $MH^+$ ),  $t_R = 5.15$  min.

5

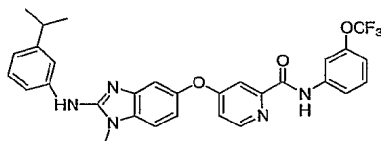
Example 1007

Synthesized as described in Example 999 using 3-isopropylaniline. LCMS  $m/z$  520.3 ( $MH^+$ ),  $t_R = 5.98$  min.

Example 1008

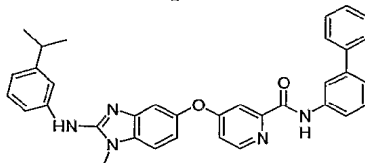
10

Synthesized as described in Example 999 using 3-tert-butylaniline. LCMS  $m/z$  534.3 ( $MH^+$ ),  $t_R = 3.32$  min.

Example 1009

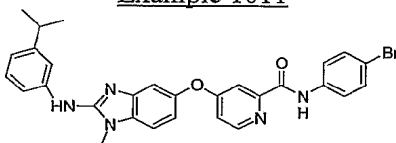
15

Synthesized as described in Example 999 using 3-trifluoromethoxyaniline. LCMS  $m/z$  562.2 ( $MH^+$ ),  $t_R = 3.15$  min.

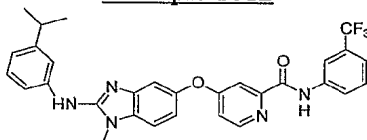
Example 1010

Synthesized as described in Example 999 using 3-biphenylamine. LCMS  $m/z$  554.3 ( $MH^+$ ),  $t_R = 3.28$  min.

5

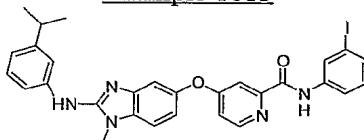
Example 1011

Synthesized as described in Example 999 using 4-bromoaniline. LCMS  $m/z$  557.2 ( $MH^+$ ),  $t_R = 5.65$  min.

Example 1012

10

Synthesized as described in Example 999 using 3-trifluoromethylaniline. LCMS  $m/z$  546.3 ( $MH^+$ ),  $t_R = 5.74$  min.

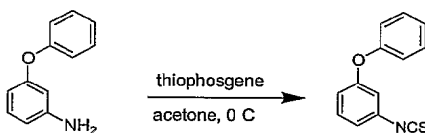
Example 1013

15

Synthesized as described above in Example 999 using 3-iodoaniline. LCMS  $m/z$  604.2 ( $MH^+$ ),  $t_R = 5.81$  min.

Example 1014: 4-[1-Methyl-2-(3-phenoxyphenylamino)-1H-benzimidazol-5-yloxy]-  
pyridine-2-carboxylic acid methylamide

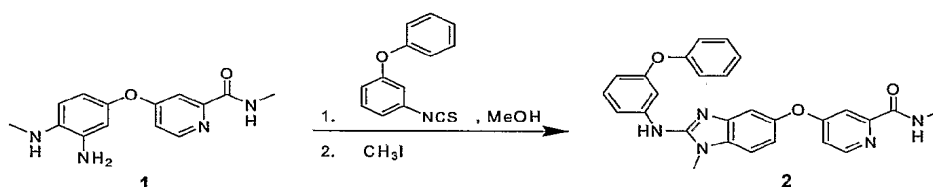
Step 1. Synthesis of 3-phenoxyphenylisothiocyanate



20

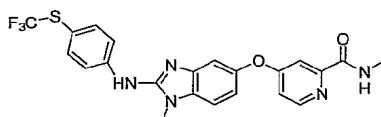
To a stirring solution of 3-phenoxyaniline (185 mg, 1.0 mmol) in acetone (4.0 mL) at 0°C was added thiophosgene (0.23 mL, 3.0 mmol) and the resulting reaction maintained for 30 min. The reaction determined complete by TLC (4 : 1 hexane/EtOAc). The reaction was concentrated, azeotroped with toluene and taken on without further purification.

Step 2. Synthesis of 4-[1-Methyl-2-(3-phenoxy-phenylamino)-1H-benzoimidazol-5-yloxy]-pyridine-2-carboxylic acid methylamide



A 1 dram vial was charged with a solution of 3-phenoxyphenylisothiocyanate (23 mg, 0.1 mmol), diamine **1** (27 mg, 0.1 mmol), and MeOH (0.5 mL) and the reaction was shaken at rt overnight. Methyl iodide (8  $\mu$ L, 0.13 mmol) was added and the mixture shaken overnight. The reaction was concentrated and the resulting residue purified on reverse phase HPLC. LCMS  $m/z$  466.3 ( $MH^+$ ),  $t_R$  = 2.40 min.

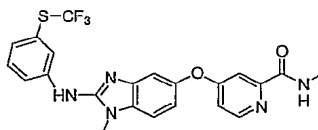
#### Example 1015



15

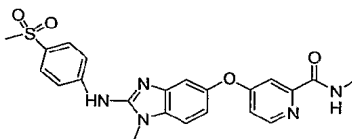
Synthesized as described in Example 1014 step 2 using 4-trifluoromethylthiophenylisothiocyanate. LCMS  $m/z$  474.5 ( $MH^+$ ),  $t_R$  = 3.76 min.

#### Example 1016



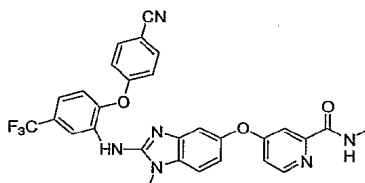
20

Synthesized as described in Example 1014 step 2 using 3-trifluoromethylthiophenylisothiocyanate. LCMS  $m/z$  474.5 ( $MH^+$ ),  $t_R$  = 3.65 min.

Example 1017

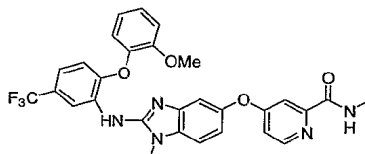
Synthesized as described in Example 1014 step 2 using 4-1-isothiocyanato-4-methanesulfonyl-benzene, prepared as in step 1. LCMS  $m/z$  452.5 ( $MH^+$ ),  $t_R$  = 2.86 min.

5

Example 1018

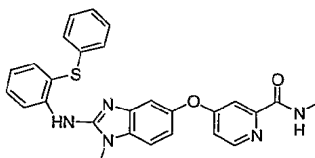
Synthesized as described in Example 1014 step 2 using 4-(2-isothiocyanato-4-trifluoromethyl-phenoxy)-benzonitrile, prepared as in step 1. LCMS  $m/z$  559.6 ( $MH^+$ ),  $t_R$  = 4.22 min.

10

Example 1019

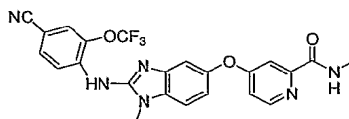
Synthesized as described in Example 1014 step 2 using 2-(2-methoxy-phenoxy)-5-trifluoromethyl-phenylisothiocyanate, prepared as in step 1. LCMS  $m/z$  564.6 ( $MH^+$ ),  $t_R$  = 4.42 min.

15

Example 1020.

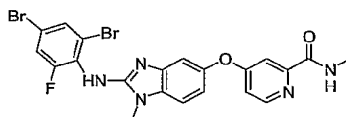
Synthesized as described in Example 1014 step 2 using 2-phenylsulfanyl-phenylisothiocyanate, prepared as in step 1. LCMS  $m/z$  482.5 ( $MH^+$ ),  $t_R = 3.85$  min.

Example 1021.



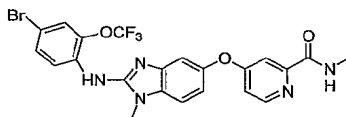
- 5 Synthesized as described in Example 1014 step 2 using 4-isothiocyanato-3-trifluoromethoxy-benzonitrile, prepared as in step 1. LCMS  $m/z$  483.4 ( $MH^+$ ),  $t_R = 2.35$  min.

Example 1022.



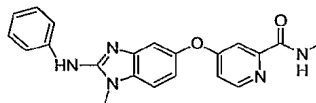
- 10 Synthesized as described in Example 1014 step 2 using 2,4-dibromo-6-fluorophenylisothiocyanate. LCMS  $m/z$  550.3 ( $MH^+$ ),  $t_R = 3.50$  min.

Example 1023.

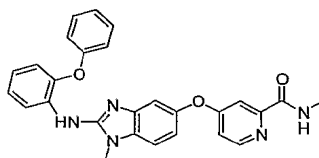


- 15 Synthesized as described in Example 1014 step 2 using 4-bromo-2-trifluoromethoxy-phenylisothiocyanate. LCMS  $m/z$  537.3 ( $MH^+$ ),  $t_R = 3.89$  min.

Example 1024.

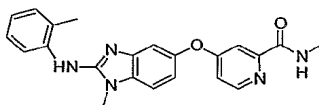


Synthesized as described in Example 1014 step 2 using phenylisothiocyanate. LCMS  $m/z$  374.5 ( $MH^+$ ),  $t_R = 2.84$  min.

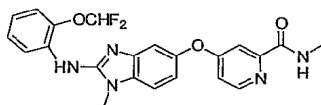
Example 1025.

Synthesized as described in Example 1014 step 2 using 2-phenoxyphenylisothiocyanate, prepared as in step 1. LCMS  $m/z$  466.5 ( $MH^+$ ),  $t_R$  = 2.37 min.

5

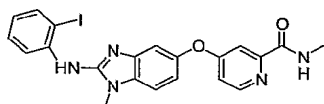
Example 1026.

Synthesized as described in Example 1014 step 2 using 2-methylphenylisothiocyanate. LCMS  $m/z$  388.5 ( $MH^+$ ),  $t_R$  = 2.99 min.

Example 1027.

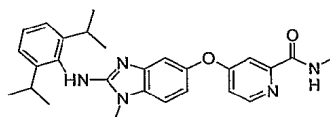
10

Synthesized as described in Example 1014 step 2 using 2-difluoromethoxyphenylisothiocyanate. LCMS  $m/z$  440.5 ( $MH^+$ ),  $t_R$  = 3.13 min.

Example 1028.

15

Synthesized as described in Example 1014 step 2 using 2-iodophenylisothiocyanate. LCMS  $m/z$  500.4 ( $MH^+$ ),  $t_R$  = 2.07 min.

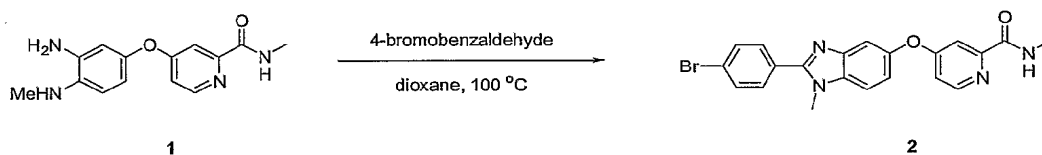
Example 1029.

Synthesized as described in Example 1014 step 2 using 2,6-diisopropylphenylisothiocyanate. LCMS  $m/z$  430.5 ( $MH^+$ ),  $t_R = 2.27$  min.

5

Example 1030.

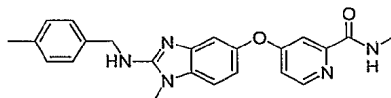
4-[2-(4-Bromophenyl)-1-methyl-1H-benzimidazol-5-yloxy]-pyridine-2-carboxylic acid methylamide.



A mixture of diamine **1** (137 mg, 0.36 mmol) and 4-bromobenzaldehyde (66 mg, 0.50 mmol) in dry dioxane (2 mL) was heated to 100 °C for 16 h. The reaction mixture was allowed to cool to rt and was then concentrated. The resulting residue was purified by reverse phase HPLC to furnish **2** as the TFA salt: LCMS  $m/z$  437.1,  $t_R = 2.16$  min.

Example 1031

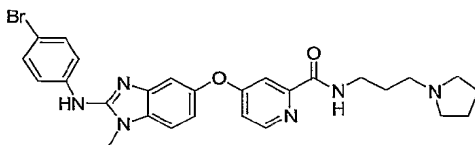
4-[1-Methyl-2-(4-methylbenzylamino)-1H-benzimidazol-5-yloxy]-pyridine-2-carboxylic acid methylamide.



Prepared as per Example 120b using 4-methylbenzyl thioisocyanate: LCMS  $m/z$  402.2 ( $MH^+$ ),  $t_R = 1.91$  min.

Example 1032

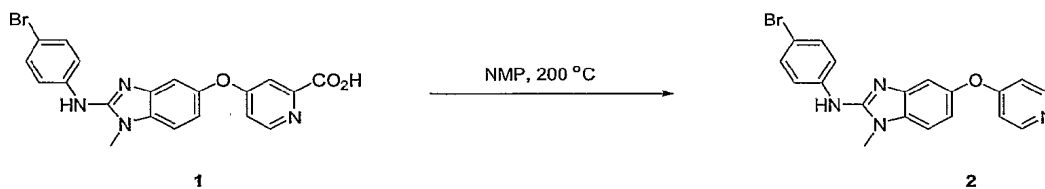
4-[2-(4-Bromophenylamino)-1-methyl-1H-benzimidazol-5-yloxy]-pyridine-2-carboxylic acid (3-pyrrolidin-1-yl-propyl)-amide.



Prepared as per Example 371 using amido-1-(3-aminopropyl)pyrrolidine: LCMS  $m/z$  549.5 ( $MH^+$ ),  $t_R = 2.97$  min.

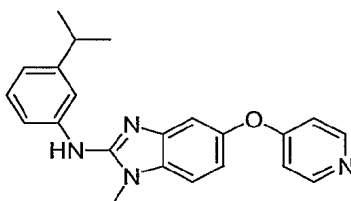
Example 1033.

5 (4-Bromophenyl)-[1-methyl-5-(pyridin-4-yloxy)-1H-benzolimidazol-2-yl]-amine



A solution of acid **1** (44 mg, 0.1 mmol) in dry NMP (1 mL) was heated at 200 °C for 20 min. The reaction was allowed to cool to rt and the crude reaction mixture was directly purified on reverse-phase HPLC to provide **2** as a TFA salt:  $^1H$  NMR (300 MHz, CD<sub>3</sub>OD)  $\delta$  8.67 (d,  $J = 7.4$  Hz, 2 H), 7.70 (d,  $J = 8.5$  Hz, 1 H), 7.68 (d,  $J = 8.8$  Hz, 2 H), 7.45 (d,  $J = 8.8$  Hz, 2 H), 7.42 (d,  $J = 7.4$  Hz, 2 H), 7.32 (d,  $J = 2.2$  Hz, 1 H), 7.26 (dd,  $J = 2.2, 8.5$  Hz, 1 H), 3.86 (s, 3 H); LCMS  $m/z$  395.0 ( $MH^+$ ),  $t_R = 1.48$  min.

Example 1034



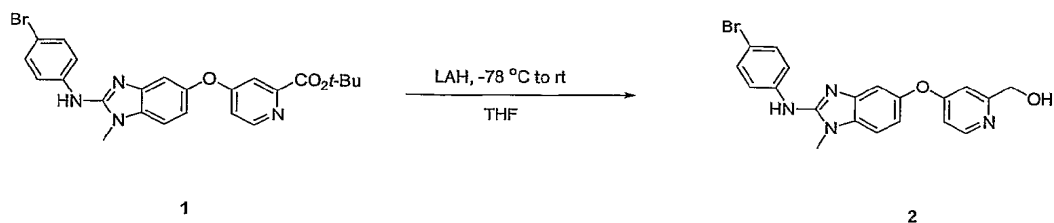
15

LCMS  $m/z$  359.3 ( $MH^+$ ),  $t_R = 1.91$  min.

Example 1035

{4-[2-(4-Bromophenylamino)-1-methyl-1H-benzolimidazol-5-yloxy]-pyridin-2-yl}-methanol



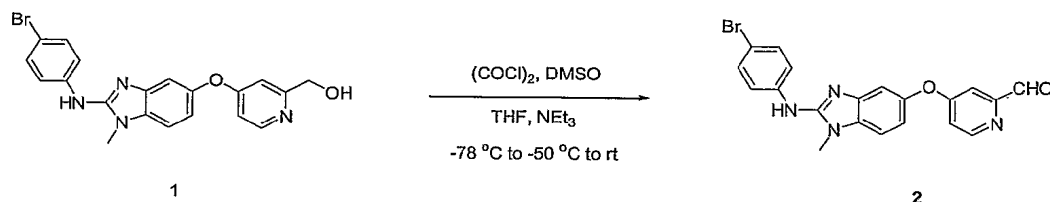


A suspension of *t*-butyl ester **1** (496 mg, 1.0 mmol) in dry THF (3 mL) was added to a stirring suspension of LAH (61 mg, 1.6 mmol) in dry THF (2 mL) at  $-78^{\circ}\text{C}$ . The reaction was allowed to warm to rt over 3 h. After the reaction was judged complete by LCMS, water (30  $\mu\text{L}$ , 1.7 mmol) and NaF (270 mg, 6.4 mmol) were added and the resulting mixture was stirred vigorously overnight at rt. The crude mixture was filtered through Celite and the remaining solids were rinsed with EtOAc. The combined organic portions were concentrated and a portion of the resulting residue was purified by reverse-phase HPLC to furnish alcohol **2** as a TFA salt:  $^1\text{H NMR}$  (300 MHz,  $\text{CD}_3\text{OD}$ )  $\delta$  8.56 (d,  $J = 7.2$  Hz, 1 H), 7.72 (d,  $J = 8.5$  Hz, 1 H), 7.69 (d,  $J = 8.8$  Hz, 2 H), 7.45 (d,  $J = 8.8$  Hz, 2 H), 7.33 (m, 3 H), 7.28 (dd,  $J = 2.2, 8.5$  Hz, 1 H), 4.86 (app s, 2 H), 3.87 (s, 3 H); LCMS  $m/z$  425.1,  $t_{\text{R}} = 1.49$  min.

Example 1036: (4-Bromophenyl)-[1-methyl-5-(2-methylaminomethyl-pyridin-4-yloxy)-1H benzimidazol-2-yl]-amine

General Preparation for Benzyl Amines

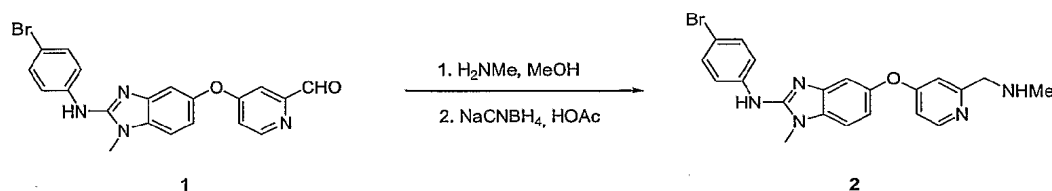
Step 1. 4-[2-(4-Bromophenylamino)-1-methyl-1H-benzimidazol-5-yloxy]-pyridine-2-carboxaldehyde



Dry DMSO (0.1 mL, 1.4 mmol) was added to a solution of oxalyl chloride (0.11 mL, 1.3 mmol) in dry THF (2 mL) at  $-78^{\circ}\text{C}$  and the resulting solution was maintained at  $-78^{\circ}\text{C}$  for 30 min. A solution of alcohol **1** in dry THF (2 mL) was then introduced and the resulting reaction was maintained at  $-78^{\circ}\text{C}$  for 30 min, then at  $-50^{\circ}\text{C}$  for 45 min.

Triethylamine (0.5 mL, 3.6 mmol) was added and the reaction was allowed to warm to rt over 1 h. The reaction was quenched with water and partitioned with EtOAc. The layers were separated and the aqueous portion was extracted with EtOAc (3 X). The combined organic phases were washed with brine, dried (MgSO<sub>4</sub>), and concentrated. The resulting residue was carried forward without further purification.

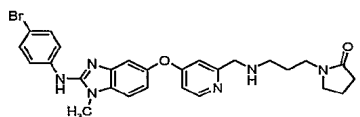
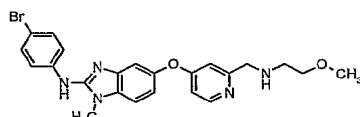
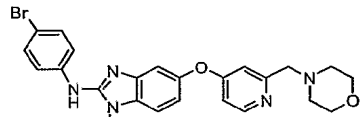
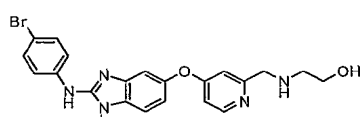
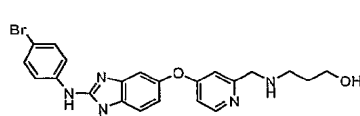
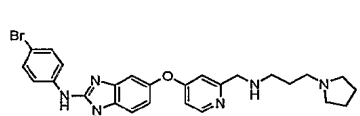
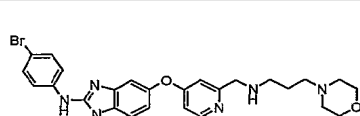
Step 2. (4-Bromophenyl)-[1-methyl-5-(2-methylaminomethyl-pyridin-4-yloxy)-1H benzoimidazol-2-yl]-amine.



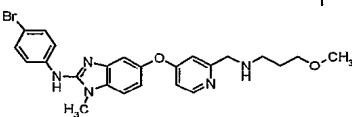
Methyl amine (0.3 mL, 0.6 mmol, 2.0 M in MeOH) was added to a solution of aldehyde 1 in MeOH (1 mL) and the reaction was maintained at rt for 2 d. The reaction was acidified by addition of acetic acid (pH = 3-4), and an excess of NaBH<sub>3</sub>CN was added. The reaction was maintained for 2 d then concentrated. The crude reaction mixture was dissolved in EtOAc and partitioned with aqueous saturated NaHCO<sub>3</sub> solution. The layers were separated and the aqueous phase was extracted with EtOAc (3 X). The combined organic portions were washed with brine, dried (MgSO<sub>4</sub>), and concentrated. The resulting residue was purified by reverse-phase HPLC to afford *N*-methyl amine 2 as a TFA salt: <sup>1</sup>H NMR (300 MHz, CD<sub>3</sub>OD) δ 8.48 (d, *J* = 5.8 Hz, 1H), 7.72 (d, *J* = 8.8 Hz, 2 H), 7.67 (d, *J* = 9.4 Hz, 1 H), 7.43 (d, *J* = 8.8 Hz, 2 H), 7.20 (dd, *J* = 2.2, 9.4 Hz, 1 H), 7.19 (d, *J* = 2.2 Hz, 1H), 7.02 (d, *J* = 2.2, 1 H), 6.90 (dd, *J* = 2.2, 5.8 Hz, 1 H), 4.27 (s, 2H), 3.86 (s, 3 H), 2.76 (s, 3 H); LCMS *m/z* 438.5 (MH<sup>+</sup>), *t<sub>R</sub>* = 1.85 min.

The following tabulated benzyl amines were prepared by the above method as in Example 1036 using the appropriate amine.

Table 14

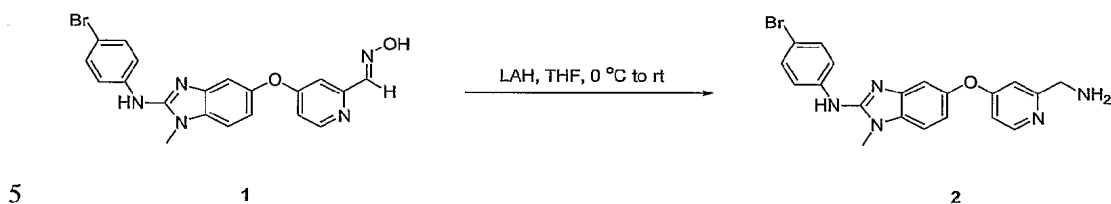
Example	Structure	LCMS (MH <sup>+</sup> ) m/z	TIME t <sub>R</sub> (min)
1037		549.1	1.62
1038		482.2	1.94
1039		494.1	1.59
1040		468.2	1.87
1041		483.3	1.83
1042		536.2	1.87
1043		552.2	1.84

Example	Structure	LCMS (MH <sup>+</sup> ) m/z	TIME t <sub>R</sub> (min)
1044		536.4	1.80
1045		522.3	1.76
1046		550.4	1.80
1047		452.3	2.70*
1048		521.4	3.63*
1049		465.3	2.75*
1050		467.3	2.86*
1051		494.2	1.82

Example	Structure	LCMS (MH <sup>+</sup> ) <i>m/z</i>	TIME <i>t<sub>R</sub></i> (min)
1052		497.2	2.04

Example 1053

[5-(2-Aminomethyl-pyridin-4-yloxy)-1-methyl-1H-benzimidazol-2-yl]-(4-bromophenyl)-amine.

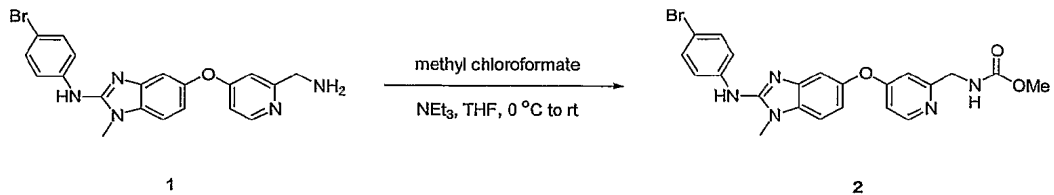


LAH (98 mg, 2.5 mmol) was added portionwise to a stirring solution of oxime **1** (225 mg, 0.5 mmol) in dry THF (3 mL) at 0 °C. After addition, the cooling bath was removed and the reaction was allowed to warm to rt overnight. The reaction was quenched by addition of water (0.1 mL), 10% w/w aqueous NaOH solution (0.1 mL), and water (0.3 mL). The resulting slurry was stirred at rt for 1 h and filtered through Celite. The remaining solids were rinsed with EtOAc and the organic portions were combined and concentrated. The crude residue was purified by reverse-phase HPLC to provide benzyl amine **2** as a TFA salt: LCMS *m/z* 424.1 (MH<sup>+</sup>), *t<sub>R</sub>* = 1.87 min.

10

Example 1054

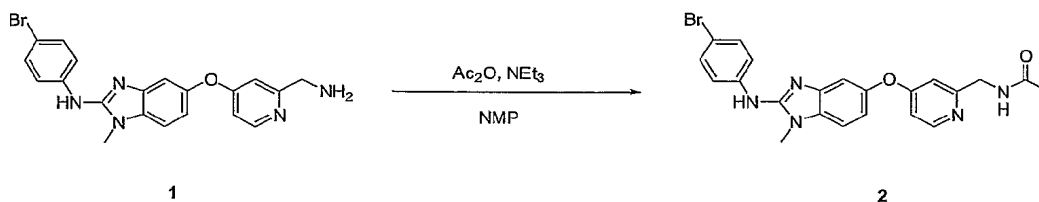
15 {4-[2-(4-Bromophenylamino)-1-methyl-1H-benzimidazol-5-yloxy]-pyridin-2-yl-methyl]-carbamic acid methyl ester.



Methyl chloroformate (6  $\mu$ L, 0.08 mmol) was added to a solution of benzyl amine **1** (21 mg, 0.05 mmol) and triethylamine (69  $\mu$ L, 0.5 mmol) in dry THF (1 mL) at 0 °C. The reaction was maintained at 0 °C for 20 min, then at rt for 2 h. The reaction mixture was concentrated and purified by reverse-phase HPLC to provide methyl carbamate **2** as a TFA salt: LCMS  $m/z$  482.2 ( $MH^+$ ),  $t_R$  = 1.96 min.

#### Example 1055

N-{4-[2-(4-Bromophenylamino)-1-methyl-1H-benzoimidazol-5-yloxy]-pyridin-2-ylmethyl}acetamide.

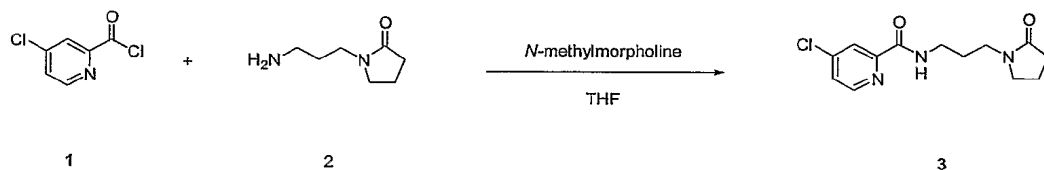


To a solution of benzyl amine **1** (17 mg, 0.04 mmol) in dry NMP (2 mL) was added triethylamine (0.06 mL, 0.4 mmol) and acetic anhydride (0.04 mL, 0.4 mmol). The resulting reaction was maintained at rt overnight and purified directly by reverse-phase HPLC to furnish acetamide **2** as a TFA salt: LCMS  $m/z$  466.3 ( $MH^+$ ),  $t_R$  = 1.78 min.

Example 1056: 4-[2-(3-Ethylphenylamino)-1-methyl-1H-benzimidazol-5-yloxy]-pyridine-2-carboxylic acid [3-(2-oxo-pyrrolidin-yl)-propyl]-amide.

#### General Preparation for N-(3-Aminopropyl)-pyrrolidinone Amides

Step 1: 4-Chloro-pyridine-2-carboxylic acid [3-(2-oxo-pyrrolidin-1-yl)-propyl]-amide

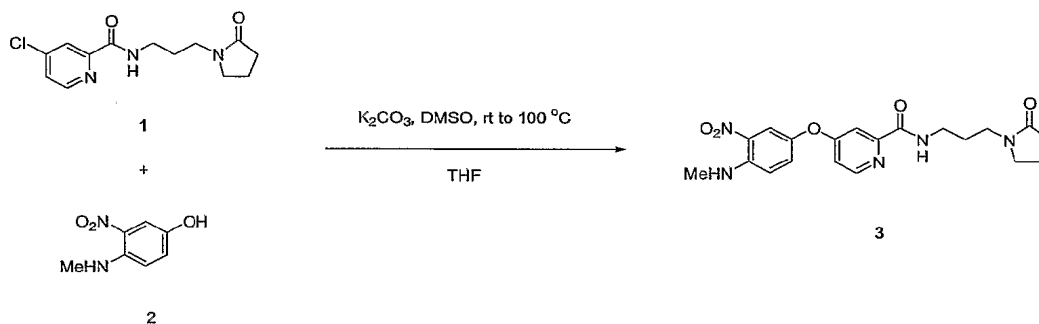


Acid chloride **1** (2.12 g, 10 mmol) was treated with N-methylmorpholine (4.5 mL, 41 mmol) and N-(3-aminopropyl)-pyrrolidinone **2** (1.6 mL, 11 mmol) in dry THF (40 mL). The reaction was maintained overnight and concentrated. The residue was

dissolved in EtOAc and partitioned with water. The aqueous portion was extracted with EtOAc (3 X) and the combined organic phases were washed with brine, dried (MgSO<sub>4</sub>), and concentrated. The crude residue was purified by Kugelrohr distillation (0.5 mmHg, 170-200°C) to provide 3.

5

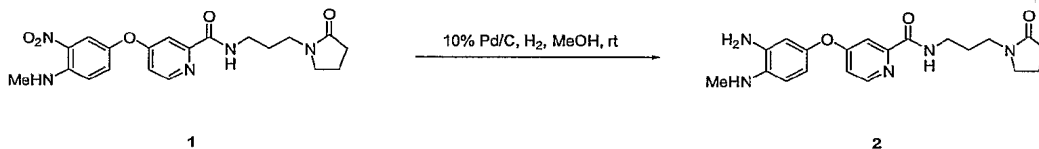
Step 2: 4-(4-Methylamino-3-nitrophenoxy)-pyridine-2-carboxylic acid [3-(2-oxo-pyrrolidin-yl)-propyl]-amide



Prepared as per Example 120b with the appropriate substitutions. Amide 3 can be purified by flash chromatography (95:5 CH<sub>2</sub>Cl<sub>2</sub>-MeOH). It can also be further purified by recrystallization from MeCN.

10

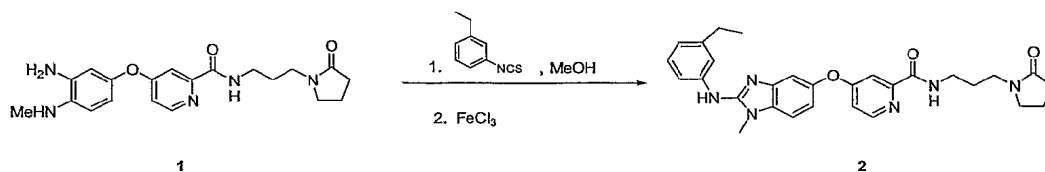
Step 3: 4-(3-Amino-4-methylamino-phenoxy)-pyridine-2-carboxylic acid [3-(2-oxo-pyrrolidin-yl)-propyl]-amide



15

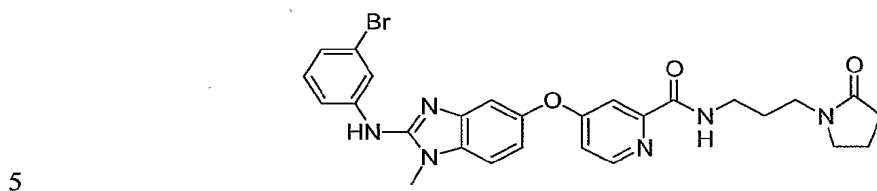
Prepared as per Example 120b .

Step 4: 4-[2-(3-Ethylphenylamino)-1-methyl-1H-benzoimidazol-5-yloxy]-pyridine-2-carboxylic acid [3-(2-oxo-pyrrolidin-yl)-propyl]-amide.



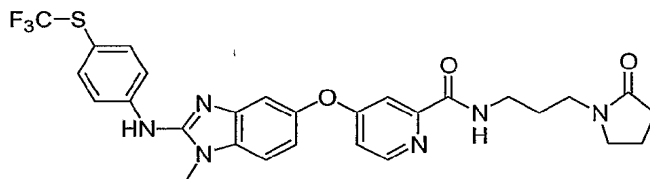
Prepared as per Example 120b to provide benzimidazole **2** as a TFA salt: LCMS  $m/z$  513.3 ( $MH^+$ ),  $t_R = 2.22$  min.

Example 1057



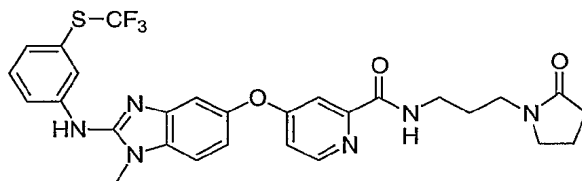
Prepared as per Example 1056: LCMS  $m/z$  563.2 ( $MH^+$ ),  $t_R = 2.15$  min.

Example 1058



Prepared as per Example 1056: LCMS  $t_R = 585.3$  ( $MH^+$ ),  $t_R = 2.55$  min.

Example 1059



Prepared as per Example 1056: LCMS  $m/z$  563.2 ( $MH^+$ ),  $t_R = 2.50$  min.

The following additional compounds were prepared following the procedures of the indicated Examples:



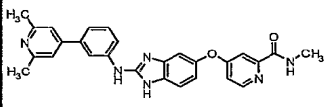
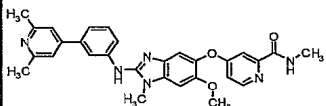
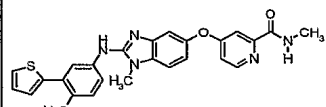
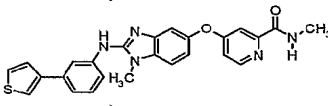
Table 15

Example	Structure	Name	MH+	Synthesized as in Ex.:
1060		N-methyl-4-[(2-([3-(2-methylpyridin-4-yl)phenyl]amino)-1H-benzimidazol-5-yl)oxy]pyridine-2-carboxamide	451.5	702
1061		N-methyl-4-[(1-methyl-6-(methoxy)-2-([3-(2-methylpyridin-4-yl)phenyl]amino)-1H-benzimidazol-5-yl)oxy]pyridine-2-carboxamide	495.6	702
1062		N-methyl-4-[[2-([3-(3-(trifluoromethyl)pyridin-4-yl)phenyl]amino)-1H-benzimidazol-5-yl]oxy]pyridine-2-carboxamide	505.5	702
1063		N-methyl-4-[[1-methyl-6-(methoxy)-2-([3-(3-(trifluoromethyl)pyridin-4-yl)phenyl]amino)-1H-benzimidazol-5-yl]oxy]pyridine-2-carboxamide	549.5	702
1064		4-[(2-([3-(2-fluoropyridin-4-yl)phenyl]amino)-1H-benzimidazol-5-yl)oxy]-N-methylpyridine-2-carboxamide	455.5	702
1065		4-[[2-([3-(2-fluoropyridin-4-yl)phenyl]amino)-1-methyl-6-(methoxy)-1H-benzimidazol-5-yl]oxy]-N-methylpyridine-2-carboxamide	499.5	702
1066		4-[(2-([3-(2-fluoropyridin-4-yl)-4-methylphenyl]amino)-1H-benzimidazol-5-yl)oxy]-N-methylpyridine-2-carboxamide	469.5	702
1067		4-[[2-([3-(2-fluoropyridin-4-yl)-4-[(trifluoromethyl)oxy]phenyl]amino)-1H-benzimidazol-5-yl]oxy]-N-methylpyridine-2-carboxamide	539.5	702

Example	Structure	Name	MH+	Synthesized as in Ex.:
1068		4-[(2-{[3-(2-fluoropyridin-4-yl)-4-methylphenyl]amino}-1-methyl-1H-benzimidazol-5-yl)-oxy]-N-(2-hydroxyethyl)-pyridine-2-carboxamide	513.5	483
1069		4-[(2-{[3-(2-fluoropyridin-4-yl)-4-methylphenyl]amino}-1-methyl-1H-benzimidazol-5-yl)-oxy]-N-[3-(2-oxopyrrolidin-1-yl)propyl]pyridine-2-carboxamide	594.7	483
1070		N-[2-(dimethylamino)ethyl]-4-[(2-{[3-(2-fluoropyridin-4-yl)-4-methylphenyl]amino}-1-methyl-1H-benzimidazol-5-yl)-oxy]-pyridine-2-carboxamide	540.6	483
1071		4-[(2-{[3-(2-fluoropyridin-4-yl)-4-methylphenyl]amino}-1-methyl-1H-benzimidazol-5-yl)-oxy]-N-(2-morpholin-4-ylethyl)-pyridine-2-carboxamide	582.6	483
1072		4-[(2-{[3-(2-fluoropyridin-4-yl)-4-methylphenyl]amino}-1-methyl-1H-benzimidazol-5-yl)-oxy]-N-(2,2,2-trifluoroethyl)-pyridine-2-carboxamide	551.5	483
1073		4-[(2-{[3-(2-fluoropyridin-4-yl)-4-methylphenyl]amino}-1-methyl-1H-benzimidazol-5-yl)-oxy]-N-(2-piperazin-1-ylethyl)-pyridine-2-carboxamide	581.7	483
1074		N-[2-(acetylamino)ethyl]-4-[(2-{[3-(2-fluoropyridin-4-yl)-4-methylphenyl]amino}-1-methyl-1H-benzimidazol-5-yl)-oxy]-pyridine-2-carboxamide	554.6	483
1075		4-[(2-{[3-(2-fluoropyridin-4-yl)-4-methylphenyl]amino}-1-methyl-1H-benzimidazol-5-yl)-oxy]-N-(2-piperidin-1-ylethyl)-pyridine-2-carboxamide	580.7	483

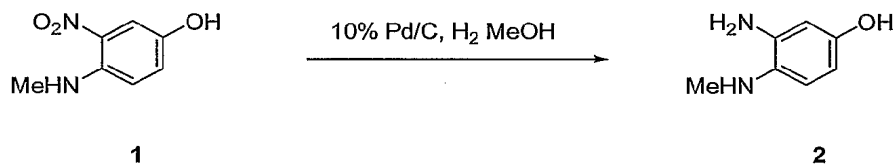
Example	Structure	Name	MH+	Synthesized as in Ex.:
1076		4-[(2-{{3-(2-fluoropyridin-4-yl)-4-methylphenyl}amino)-1-methyl-1H-benzimidazol-5-yl]oxy]-N-[1-(1-methylethyl)azetidin-3-yl]pyridine-2-carboxamide	566.7	636
1077		4-[(2-{{3-(2-fluoropyridin-4-yl)-4-(methoxy)phenyl}methyl)-1-methyl-1H-benzimidazol-5-yl]oxy]-N-methylpyridine-2-carboxamide	498.5	636
1078		N-methyl-4-({1-methyl-2-[(4-methylphenyl)methyl]-1H-benzimidazol-5-yl}oxy)-pyridine-2-carboxamide	387.5	636
1079		N-methyl-4-[(1-methyl-2-{{4-(methoxy)phenyl}methyl)-1H-benzimidazol-5-yl]oxy]pyridine-2-carboxamide	403.5	636
1080		N-methyl-4-[(1-methyl-2-{{4-(1-methylethyl)phenyl}methyl)-1H-benzimidazol-5-yl]oxy]pyridine-2-carboxamide	415.5	636
1081		N-methyl-4-{{1-methyl-2-{{4-[(trifluoromethyl)oxy]phenyl}methyl)-1H-benzimidazol-5-yl}oxy}pyridine-2-carboxamide	457.4	636
1082		4-({2-[(4-chlorophenyl)methyl]-1-methyl-1H-benzimidazol-5-yl}oxy)-N-methylpyridine-2-carboxamide	407.9	636
1083		N-methyl-4-[(1-methyl-2-{{4-(trifluoromethyl)phenyl}methyl)-1H-benzimidazol-5-yl]oxy]pyridine-2-carboxamide	441.4	636

Example	Structure	Name	MH+	Synthesized as in Ex.:
1084		4-([2-([3-(1,1-dimethylethyl)phenyl]amino)-1-methyl-6-(methoxy)-1H-benzimidazol-5-yl]oxy)-N-methylpyridine-2-carboxamide	460.5	703
1085		N-methyl-4-([1-methyl-2-([3-(1-methylethyl)phenyl]amino)-6-(methoxy)-1H-benzimidazol-5-yl]oxy)pyridine-2-carboxamide	446.5	703
1086		N-methyl-4-([2-([3-(1-methylethyl)phenyl]amino)-1H-benzimidazol-5-yl]oxy)pyridine-2-carboxamide	402.5	1
1087		4-([2-([4-(1,1-dimethylethyl)-3-(2-fluoropyridin-4-yl)phenyl]amino)-1-methyl-1H-benzimidazol-5-yl]oxy)-N-methylpyridine-2-carboxamide	525.6	702
1088		4-([2-([4-(1,1-dimethylethyl)-3-(2-fluoropyridin-4-yl)phenyl]amino)-1-methyl-6-(methoxy)-1H-benzimidazol-5-yl]oxy)-N-methylpyridine-2-carboxamide	555.6	702
1089		4-([2-([4-(1,1-dimethylethyl)-3-(2-fluoropyridin-4-yl)phenyl]amino)-1H-benzimidazol-5-yl]oxy)-N-methylpyridine-2-carboxamide	511.6	702
1090		4-([2-([3-(2-fluoropyridin-4-yl)-4-methylphenyl]amino)-1-methyl-6-(methoxy)-1H-benzimidazol-5-yl]oxy)-N-methylpyridine-2-carboxamide	513.5	702
1091		4-([2-([3-(2,6-dimethylpyridin-4-yl)phenyl]amino)-1-methyl-1H-benzimidazol-5-yl]oxy)-N-methylpyridine-2-carboxamide	479.6	702

Example	Structure	Name	MH+	Synthesized as in Ex.:
1092		4-[(2-{[3-(2,6-dimethylpyridin-4-yl)phenyl]amino}-1H-benzimidazol-5-yl)oxy]-N-methylpyridine-2-carboxamide	465.5	702
1093		4-{[2-{[3-(2,6-dimethylpyridin-4-yl)phenyl]amino}-1-methyl-6-(methyloxy)-1H-benzimidazol-5-yl]oxy}-N-methylpyridine-2-carboxamide	509.6	702
1094a		N-methyl-4-({1-methyl-2-[(4-methyl-3-thien-2-yl)phenyl]amino}-1H-benzimidazol-5-yl)-oxy)pyridine-2-carboxamide	470.6	702
		N-methyl-4-({1-methyl-2-[(3-thien-3-yl)phenyl]amino}-1H-benzimidazol-5-yl)oxy)pyridine-2-carboxamide	456.5	702

### General Preparation for Phenolic Benzimidazoles

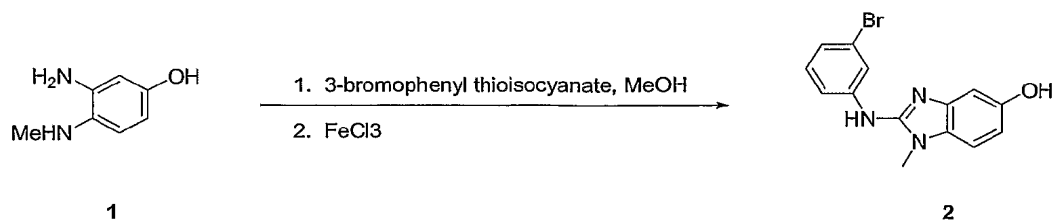
#### 3-Amino-4-methylaminophenol



5 Diamine 2 prepared as per Example 120b from nitroaniline 1.

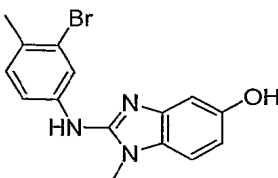
#### Example 1095

#### 2-(3-Bromophenylamino)-1-methyl-1H-benzimidazol-5-ol



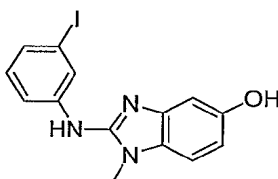
Benzimidazole **2** was prepared as per Example 120b: LCMS  $m/z$  318.1 ( $MH^+$ ),  $t_R$  = 2.07 min.

Example 1096



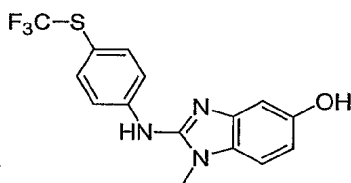
5 LCMS  $m/z$  332.1 ( $MH^+$ ),  $t_R$  = 2.22 min

Example 1097



LCMS  $m/z$  366.1 ( $MH^+$ ),  $t_R$  = 2.13 min

Example 1098



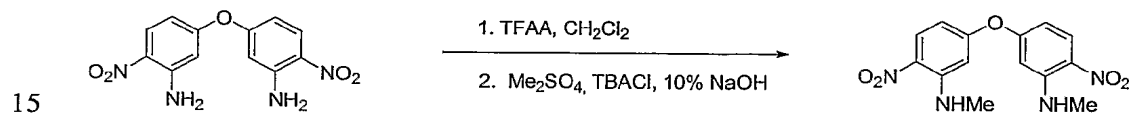
10

LCMS  $m/z$  340.2 ( $MH^+$ ),  $t_R$  = 2.39 min

Example 1099

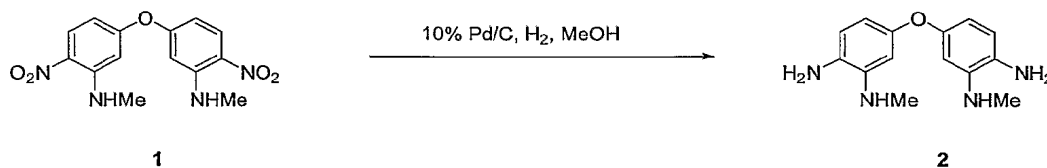
Preparation of Symmetrical bis-Benzimidazoles

Step 1: 4,4'-dimethylamino-3,3'-dinitro diphenyl ether



Diphenyl ether **2** was prepared using the method described in Example 120b:  $^1\text{H}$  NMR (300 MHz,  $\text{CDCl}_3$ )  $\delta$  7.98 (br s, 2 H), 7.75 (d,  $J = 3.0$  Hz, 2 H), 7.29 (app d,  $J = 3.0$  Hz, 1 H), 6.87 (d,  $J = 9.5$  Hz, 2 H), 3.05 (d,  $J = 5.2$  Hz, 6 H).

5 Step 2: 4,4'-dimethylamino-3,3'-diamino diphenyl ether

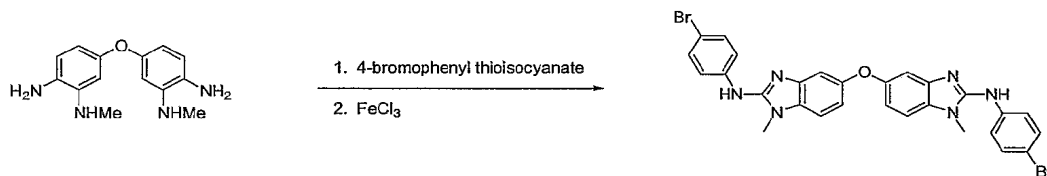


Tetramine **2** was prepared as per Example 120b:  $^1\text{H}$  NMR (300 MHz,  $\text{CDCl}_3$ )  $\delta$  6.59 (d,  $J = 8.5$  Hz, 2 H), 6.47 (dd,  $J = 2.8, 8.5$  Hz, 2 H), 6.41 (d,  $J = 2.8$  Hz, 2 H), 3.40 (br s, 4 H), 3.06 (br s, 2 H), 2.84 (d,  $J = 5.5$  Hz, 6 H).

10

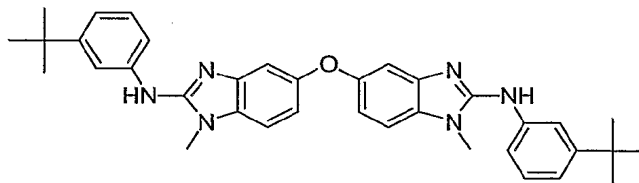
Example 1100

bis-5-[2-(3-Bromophenylamino)-1-methyl-1H-benzoimidazole]-ether.



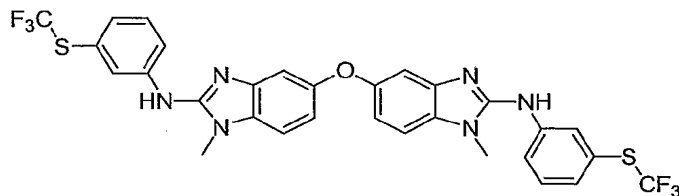
Prepared as per Example 120b: LCMS  $m/z$  617.1 ( $\text{MH}^+$ ),  $t_R = 2.27$  min

Example 1101

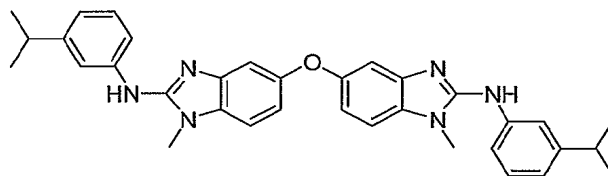


15

Prepared as per Example 120b: LCMS  $m/z$  573.4 ( $\text{MH}^+$ ),  $t_R = 2.78$  min

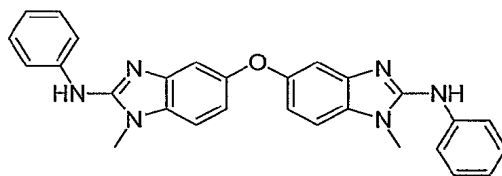
Example 1102

Prepared as per Example 120b: LCMS  $m/z$  661.2 ( $MH^+$ ),  $t_R = 2.83$  min

Example 1103

5

Prepared as per Example 120b: LCMS  $m/z$  545.4 ( $MH^+$ ),  $t_R = 2.73$  min

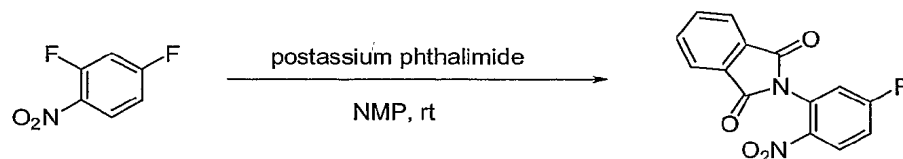
Example 1104

Prepared as per Example 120b: LCMS  $m/z$  461.3 ( $MH^+$ ),  $t_R = 1.98$  min

10

Example 1105Preparation of Benzo Derivatives

2-(N-Phthalimido)-4-fluoronitrobenzene

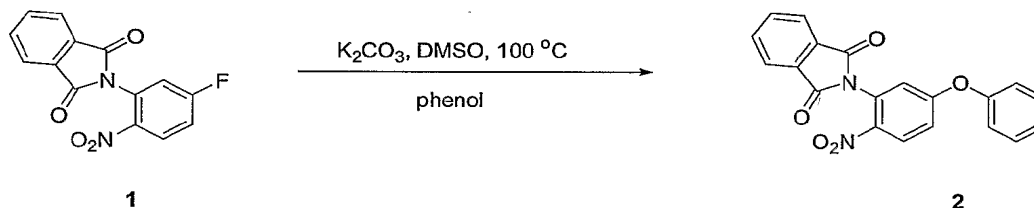




A suspension of 2,4 difluoronitrobenzene (15.9 g, 100 mmol) and potassium phthalimide (16.5 g, 100 mmol) was stirred in dry NMP (50 mL) for 3 d. The reaction solution was poured into MTBE and the resulting precipitate was collected by filtration. The solids were washed with MTBE (3 X) and the mother liquor was extracted with  
5 MTBE (3 X). The combined organic portions were washed with water (3 X) and concentrated to furnish a yellow solid which was combined with the initial crop of precipitate. The combined crude solid was purified by recrystallization from hot toluene, and the crystals were washed with cold MTBE:  $^1\text{H}$  NMR (300 MHz,  $d^6$ -DMSO)  $\delta$  8.31 (dd,  $J = 5.2, 9.1$  Hz, 1 H), 7.98 (m, 4 H), 7.69 (dd,  $J = 2.8, 9.1$  Hz, 1 H), 7.62 (ddd,  $J =$   
10 1.7, 2.8, 7.7 Hz, 1 H).

#### Example 1106

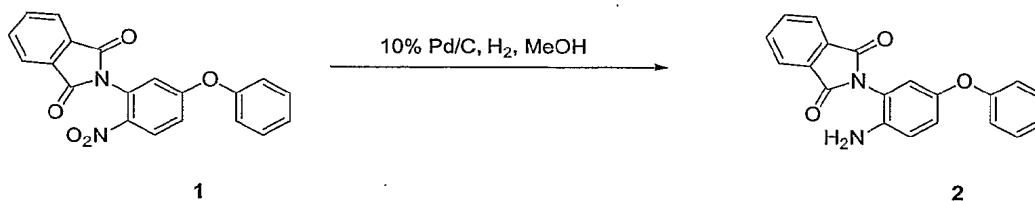
##### 2-(N-Phthalimido)-4-phenoxy nitrobenzene



2-(N-Phthalimido)-4-phenoxy nitrobenzene 2 was prepared using a similar  
15 procedure employed in Example 120b.

#### Example 1107

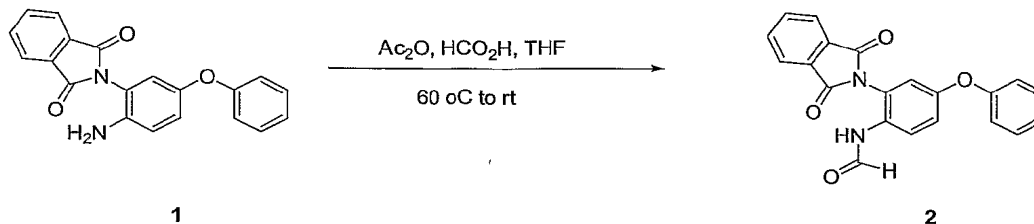
##### 2-(N-Phthalimido)-4-phenoxyaniline



2-(N-Phthalimido)-4-phenoxyaniline 2 was obtained through the reduction of 2-  
20 (N-phthalimido)-4-phenoxy nitrobenzene 1 as described in Example 120b.

Example 1108

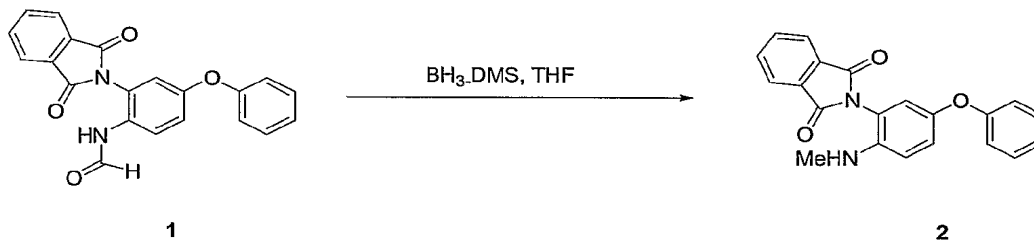
N-[2-(N-Phthalimido)-4-phenoxy-phenyl]-formamide



5 A mixture of formic acid (0.12 mL, 5.3 mmol) and acetic anhydride (0.24 mL, 2.5 mmol) was heated to 60 °C for 2 h. After allowing to cool to rt, a solution of aniline 1 (387 mg, 1.0 mmol) in dry THF (1 mL) was added and the reaction was maintained overnight. The reaction was concentrated and the resulting crude residue was directly used in the next step.

Example 1109

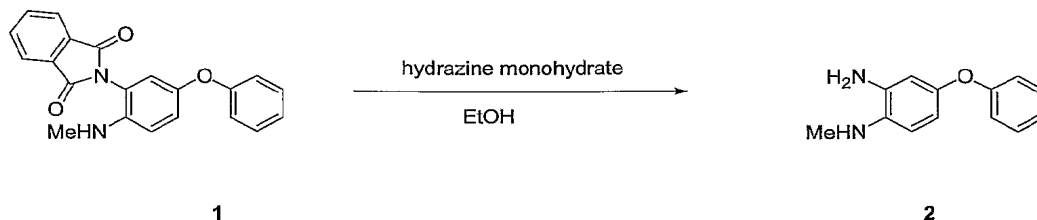
10 N-Methyl-[2-(N-phthalimido)-4-phenoxy]-aniline



15 A solution of formamide **1** was treated with BH<sub>3</sub>-DMS solution (2.0 M in CH<sub>2</sub>Cl<sub>2</sub>, 0.5 mL, 1.0 mL) and the reaction was allowed to warm to rt overnight. The reaction was concentrated and the resulting residue was dissolved in EtOAc. The solution was partitioned with saturated aqueous NaHCO<sub>3</sub> solution and the layers were separated. The aqueous phase was extracted with EtOAc (3 X) and the combined organics phases were washed with brine, dried (MgSO<sub>4</sub>), adsorbed onto SiO<sub>2</sub> and purified by flash chromatography (4 : 1 hexanes-EtOAc) to furnish **2** as a colorless residue.

Example 1110

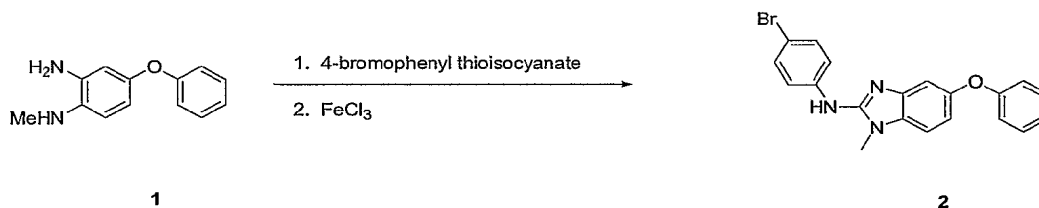
## N1-Methyl-4-phenoxybenzene-1,2-diamine



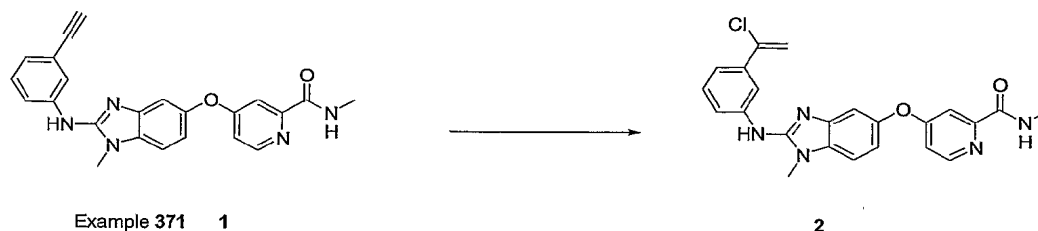
Hydrazine monohydrate (0.13 mL, 2.7 mmol) was added to a solution of  
 5 phthalimide **1** (134 mg, 0.39 mmol) in ethanol (4 mL). The reaction was maintained  
 overnight at rt and then was filtered through Celite. The filter cake was rinse with EtOAc  
 (3 X) and the organic portions were combined and concentrated to give diamine **2** which  
 was carried forward without further purification: LCMS  $m/z$  215.1 ( $\text{MH}^+$ ),  $t_R = 1.77$  min.

Example 1111

10 Synthesis of (4-Bromophenyl)-(1-methyl-5-phenoxy-1H-benzimidazol-2-yl)-  
 amine.



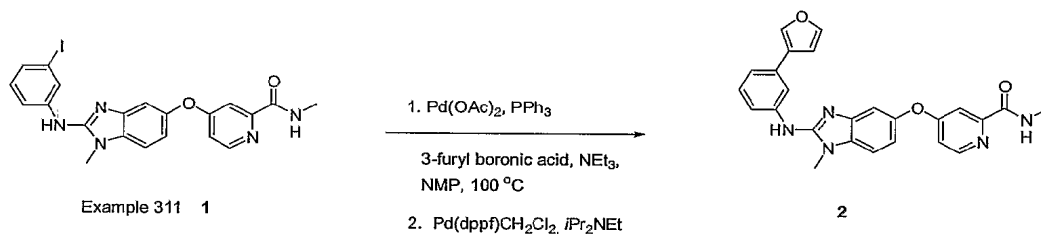
Benzimidazole **2** was prepared as per Example 120b:  $^1\text{H}$  NMR (300 MHz,  
 $\text{CD}_3\text{OD}$ )  $\delta$  7.68 (app ddd,  $J = 2.9, 4.9, 8.8$  Hz, 2 H), 7.53 (app d,  $J = 8.8$  Hz, 1 H), 7.41  
 15 (app ddd,  $J = 2.9, 4.9, 8.8$  Hz, 2 H), 7.40 (app ddd,  $J = 1.0, 2.0, 8.5$  Hz, 2 h), 7.24 (app  
 ddd,  $J = 1.0, 2.0, 8.5$  Hz, 1 H), 7.07 (app dd,  $J = 2.2, 8.8$  Hz, 1 H), 7.00 (app d,  $J = 2.2$  Hz,  
 1 H), 7.00 (app ddd,  $J = 1.0, 2.0, 8.5$  Hz, 2 H), 3.82 (s, 3 H); LCMS  $m/z$  394.0 ( $\text{MH}^+$ ),  $t_R$   
 = 2.36 min.

Example 1112

A solution of **1** in MeCN was treated with aqueous 1 N HCl and freeze dried. The resulting residue was purified by reverse-phase HPLC to provide vinyl chloride **2** as a TFA salt: LCMS  $m/z$  434.2 ( $MH^+$ ),  $t_R = 2.48$  min.

Example 1113

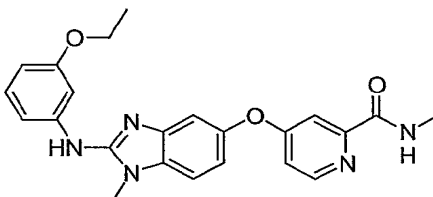
4-[2-(3-Furan-3-yl-phenylamino)-1-methyl-1H-benzimidazol-5-yloxy]-pyridine-2-carboxylic acid methyl amide.



A solution of Pd(OAc)<sub>2</sub> (4.5 mg, 0.02 mmol) and triphenylphosphine (13.1 mg, 0.05 mmol) in dry NMP (1 mL) was stirred at rt for 20 min. Aryl iodide **1** (100 mg, 0.2 mmol), 3-furyl boronic acid (45 mg, 0.4 mmol), and triethylamine (0.11 mL, 0.8 mmol) were added and the resulting solution was degassed and purged with Ar. The reaction was heated to 100°C for 2 h; LCMS indicated no conversion. The reaction was allowed to cool to rt under Ar and Pd(dppf)Cl<sub>2</sub>CH<sub>2</sub>Cl<sub>2</sub> and diisopropylethylamine (0.14 mL) were added. The reaction was heated to 100 °C and maintained overnight. The reaction was allowed to cool to rt and LCMS indicated complete conversion. The reaction was partitioned between saturated aqueous NaHCO<sub>3</sub> solution and EtOAc and the resulting mixture filtered through Celite. The remaining solids were washed with water and EtOAc. The combined rinsings were partitioned and separated. The aqueous phase was extracted with EtOAc (3 X) and the combined organic portions were washed with

saturated aqueous  $\text{Na}_2\text{CO}_3$ , brine, dried ( $\text{MgSO}_4$ ), and concentrated. The crude residue was purified by reverse-phase HPLC to furnish **2** as a TFA salt: LCMS  $m/z$  440.3 ( $\text{MH}^+$ ),  $t_R = 2.35$  min.

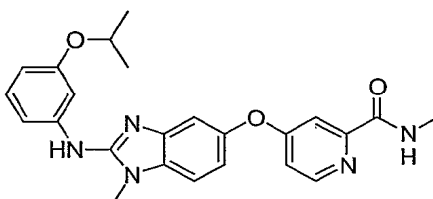
Example 1114



5

Prepared as per Example 120b.

Example 1115

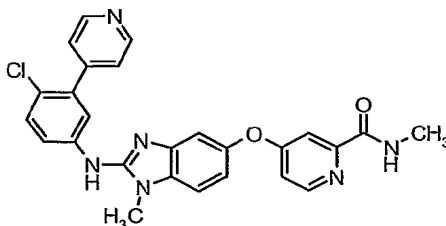


Prepared as per Example 120b.

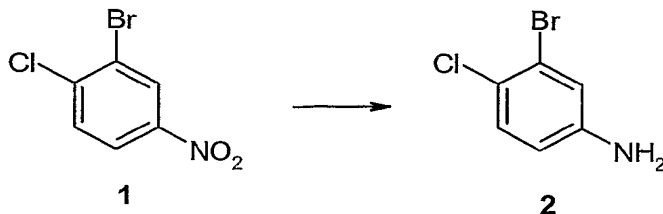
10

Example 1116

Preparation of 4-({2-[(4-chloro-3-pyridin-4-ylphenyl)amino]-1-methyl-1H-benzimidazol-5-yl}oxy)-N-methylpyridine-2-carboxamide

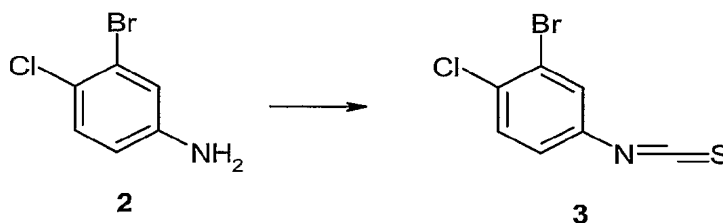


Step 1:



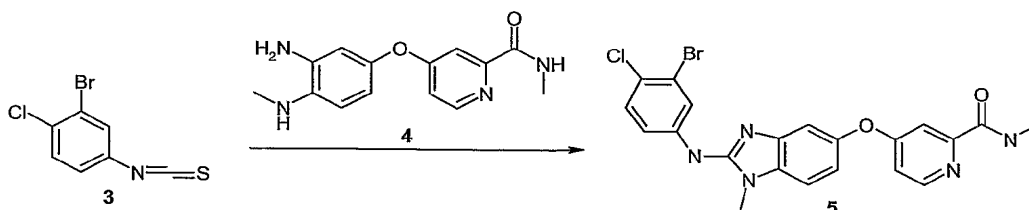
A solution of **1** (1eq) and 10% palladium on carbon (0.1eq) in ethyl acetate was stirred at room temperature and flushed with nitrogen. Hydrogen was flushed through the reaction for 2-3 hours or until the reaction was determined to be complete by HPLC. Nitrogen was flushed through the reaction for 15 minutes before the reaction was filtered through a celite pad. The celite pad was washed with excess ethyl acetate and methylene chloride before the combined organic solution was removed by evaporation under reduced pressure to afford the product as a solid **2**. MS:  $MH^+ = 207$

Step 2:



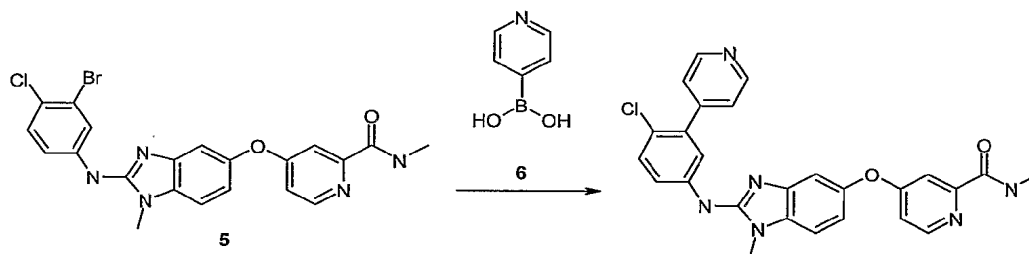
A solution of **2** (1eq) and sodium carbonate (1.5eq) in acetone was stirred under an atmosphere of nitrogen in an ice bath. Thiophosgene (1.5eq) was added drop wise over 30 minutes. The reaction was stirred for another 30 minutes in the ice bath before being removed and allowed to warm to RT. The reaction was stirred at RT for 1.5h and then concentrated under vacuum. Toluene was added to the crude product and removed under vacuum to azeotrope off any residual thiophosgene and afford the product **3**. MS:  $MH^+ = 249$

Step 3:



A solution of **3** (1.0eq) and **4** (1.0eq) in MeOH was stirred at RT overnight. Ferric chloride (1.2eq) was added and the resulting reaction mixture was stirred overnight at RT. The reaction mixture was concentrated under vacuum. The crude product was partitioned with EtOAc and water and filtered. The layers were separated and the aqueous phase was neutralized (pH = 7) with saturated Na<sub>2</sub>CO<sub>3</sub> solution. The resulting aqueous phase was extracted with EtOAc. The combined organic layers were washed with brine, dried (Na<sub>2</sub>SO<sub>4</sub>), and concentrated to give the desired product **5**. MS: MH<sup>+</sup> = 487

Step 4:



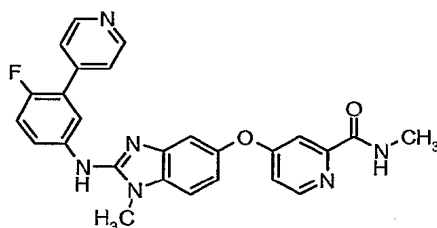
A solution of **5** (1eq), **6** (1eq), and sodium carbonate (1.2eq) in DME/H<sub>2</sub>O (3:1) was degassed by bubbling argon through the solution for 10 minutes. Pd(II)(dppf)Cl<sub>2</sub>·MeCl<sub>2</sub> (0.1eq) was added to the reaction solution and the reaction was sealed. The reaction was heated at 100°C overnight. The reaction was cooled to RT and ethyl acetate and water were added. The organic layer was separated from the aqueous layer. The aqueous layer was washed once more with ethyl acetate. The organic layers were combined, dried (Na<sub>2</sub>SO<sub>4</sub>), and concentrated under vacuum to yield the desired product 4-

({2-[(4-chloro-3-pyridin-4-ylphenyl)amino]-1-methyl-1H-benzimidazol-5-yl}oxy)-N-methylpyridine-2-carboxamide. MS:  $MH^+ = 469$

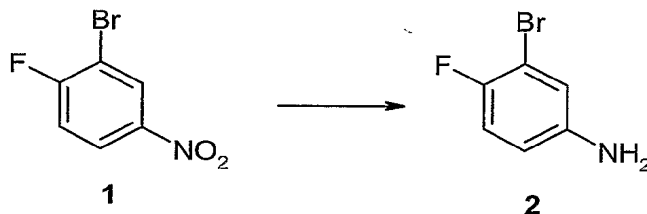
Example 1117

Preparation of 4-({2-[(4-fluoro-3-pyridin-4-ylphenyl)amino]-1-methyl-1H-benzimidazol-5-yl}oxy)-N-methylpyridine-2-carboxamide

5



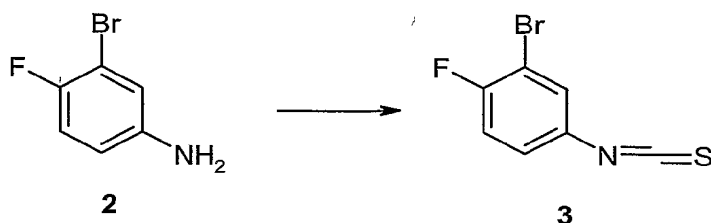
Step 1:



A solution of **1** (1eq) and 10% palladium on carbon (0.1eq) in ethyl acetate was stirred at room temperature and flushed with nitrogen. Hydrogen was flushed through the reaction for 2-3 hours or until the reaction was determined to be complete by HPLC. Nitrogen was flushed through the reaction for 15 minutes before the reaction was filtered through a celite pad. The celite pad was washed with excess ethyl acetate and methylene chloride before the combined organic solution was removed by evaporation under reduced pressure to afford the product as a solid **2**. MS:  $MH^+ = 190$

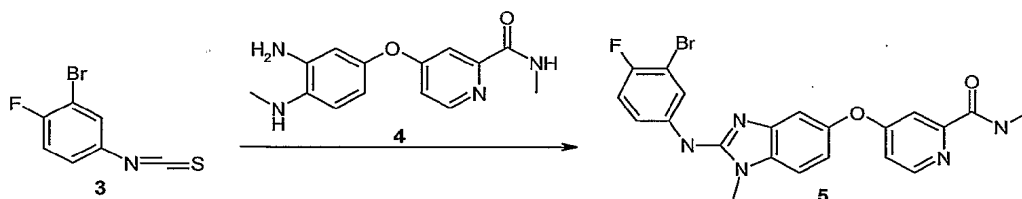


Step 2:



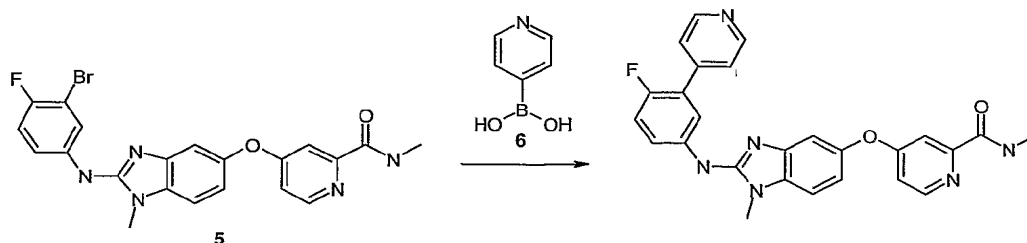
A solution of **2** (1eq) and sodium carbonate (1.5eq) in acetone was stirred under an atmosphere of nitrogen in an ice bath. Thiophosgene (1.5eq) was added drop wise over 30 minutes. The reaction was stirred for another 30 minutes in the ice bath before being removed and allowed to warm to RT. The reaction was stirred at RT for 1.5h and then the reaction solution was concentrated under vacuum. Toluene was added to the crude product and removed under vacuum to azeotrope off any residual thiophosgene and afford the product **3**. MS:  $MH^+ = 232$

10 Step 3:



A solution of **3** (1.0eq) and **4** (1.0eq) in MeOH was stirred at RT overnight. Ferric chloride (1.2eq) was added and the resulting reaction mixture was stirred overnight at RT. The reaction mixture was concentrated under vacuum. The crude product was partitioned with EtOAc and water and filtered. The layers were separated and the aqueous phase was neutralized (pH = 7) with saturated  $Na_2CO_3$  solution. The resulting aqueous phase was extracted with EtOAc. The combined organic layers were washed with brine, dried ( $Na_2SO_4$ ), and concentrated to give the desired product **5**. MS:  $MH^+ = 470$

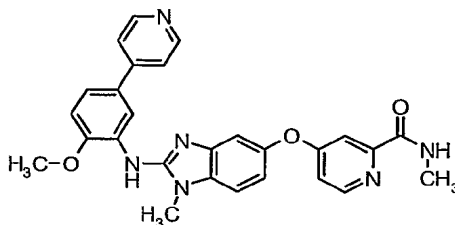
Step 4:



A solution of **5** (1eq), **6** (1eq), and sodium carbonate (1.2eq) in DME/H<sub>2</sub>O (3:1) was degassed by bubbling argon through the solution for 10 minutes. Pd(II)(dppf)Cl<sub>2</sub>·MeCl<sub>2</sub> (0.1eq) was added to the reaction solution and the reaction was sealed. The reaction was heated at 100°C overnight. The reaction was cooled to RT and ethyl acetate and water were added. The organic layer was separated from the aqueous layer. The aqueous layer was washed once more with ethyl acetate. The organic layers were combined, dried (Na<sub>2</sub>SO<sub>4</sub>), and concentrated under vacuum to yield the desired product 4-  
 5  
 10  
 10 (2-[(4-fluoro-3-pyridin-4-ylphenyl)amino]-1-methyl-1H-benzimidazol-5-yl}oxy)-N-methylpyridine-2-carboxamide. MS: MH<sup>+</sup> = 453

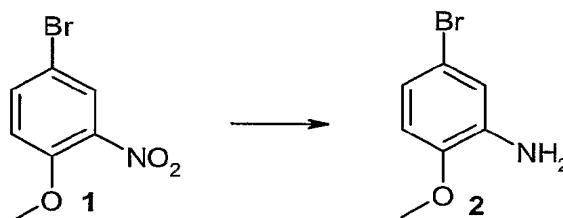
#### Example 1118

#### Preparation of 4-({2-[(2-methoxy-5-pyridin-4-ylphenyl)amino]-1-methyl-1H-benzimidazol-5-yl}oxy)-N-methylpyridine-2-carboxamide



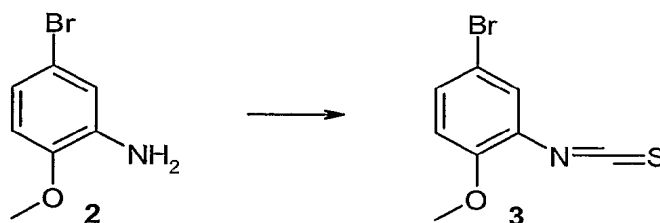
15

Step 1:



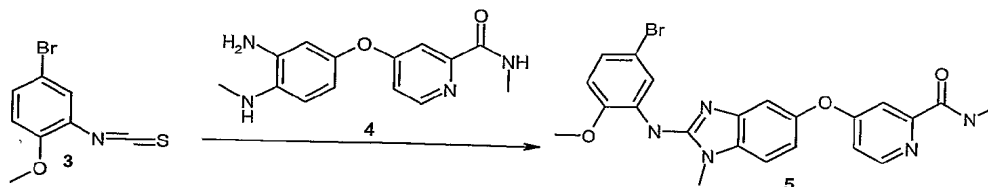
A solution of 1 (1eq), acetonitrile, and glacial acetic acid (15eq) was stirred in an ice bath. Iron powder (7eq) was added slowly portion-wise. The reaction was left to stir  
5 overnight. The reaction solution was filtered, diluted with ethyl acetate, and neutralized with 3N sodium hydroxide. The organic phase was separated and the aqueous phase was washed once more with ethyl acetate. The organic layers were combined, washed with water and brine, dried over sodium sulfate, and the solvent was removed by evaporation under reduced pressure to afford the product as a solid 2. MS:  $MH^+ = 202$

10 Step 2:



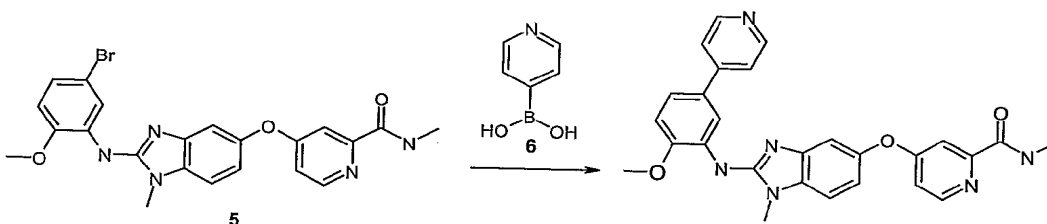
A solution of 2 (1eq) and sodium carbonate (1.5eq) in acetone was stirred under an atmosphere of nitrogen in an ice bath. Thiophosgene (1.5eq) was added drop wise over 30 minutes. The reaction was stirred for another 30 minutes in the ice bath before  
15 being removed and allowed to warm to RT. The reaction was stirred at RT for 1.5h and then the reaction solution was concentrated under vacuum. Toluene was added to the crude product and removed under vacuum to azeotrope off any residual thiophosgene and afford the product 3. MS:  $MH^+ = 244$

Step 3:



A solution of **3** (1.0eq) and **4** (1.0eq) in MeOH was stirred at RT overnight. Ferric chloride (1.2eq) was added and the resulting reaction mixture was stirred overnight at RT. The reaction mixture was concentrated under vacuum. The crude product was partitioned with EtOAc and water and filtered. The layers were separated and the aqueous phase was neutralized (pH = 7) with saturated Na<sub>2</sub>CO<sub>3</sub> solution. The resulting aqueous phase was extracted with EtOAc. The combined organic layers were washed with brine, dried (Na<sub>2</sub>SO<sub>4</sub>), and concentrated to give the desired product **5**. MS: MH<sup>+</sup> = 482

Step 4:



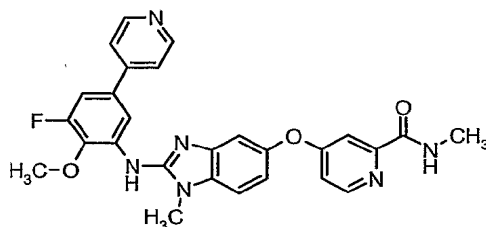
A solution of **5** (1eq), **6** (1eq), and sodium carbonate (1.2eq) in DME/H<sub>2</sub>O (3:1) was degassed by bubbling argon through the solution for 10 minutes. Pd(II)(dppf)Cl<sub>2</sub>·MeCl<sub>2</sub> (0.1eq) was added to the reaction solution and the reaction was sealed. The reaction was heated at 100°C overnight. The reaction was cooled to RT and ethyl acetate and water were added. The organic layer was separated from the aqueous layer. The aqueous layer was washed once more with ethyl acetate. The organic layers were combined, dried (Na<sub>2</sub>SO<sub>4</sub>), and concentrated under vacuum to yield the desired product **4**.

({2-[(2-methoxy-5-pyridin-4-ylphenyl)amino]-1-methyl-1H-benzimidazol-5-yl}oxy)-N-methylpyridine-2-carboxamide. MS:  $MH^+ = 465$

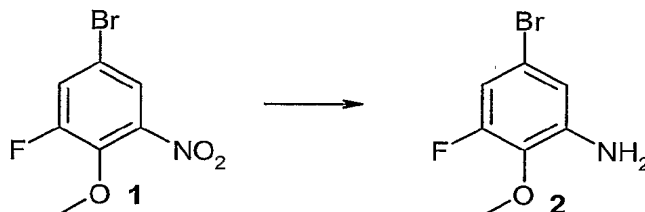
Example 1119

Preparation of 4-({2-[(3-fluoro-2-methoxy-5-pyridin-4-ylphenyl)amino]-1-methyl-1H-benzimidazol-5-yl}oxy)-N-methylpyridine-2-carboxamide

5

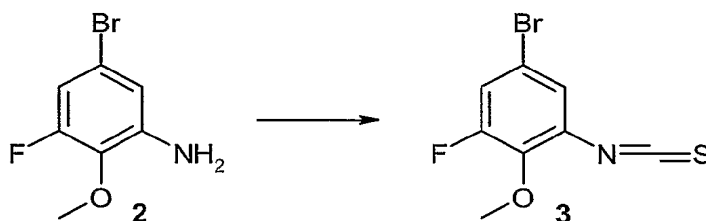


Step 1:



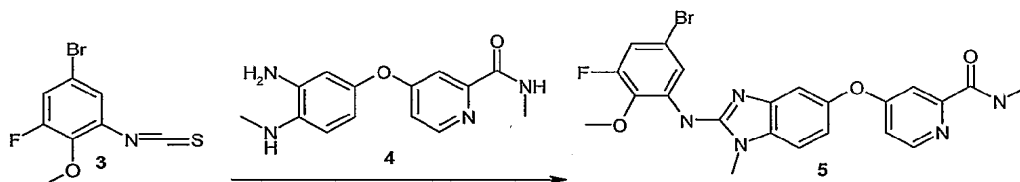
A solution of **1** (1eq), acetonitrile, and glacial acetic acid (15eq) was stirred in an  
 10 ice bath. Iron powder (7eq) was added slowly portion-wise. The reaction was left to stir  
 overnight. The reaction solution was filtered, diluted with ethyl acetate, and neutralized  
 with 3N sodium hydroxide. The organic phase was separated and the aqueous phase was  
 washed once more with ethyl acetate. The organic layers were combined, washed with  
 water and brine, dried over sodium sulfate, and the solvent was removed by evaporation  
 15 under reduced pressure to afford the product as a solid **2**. MS:  $MH^+ = 220$

Step 2:



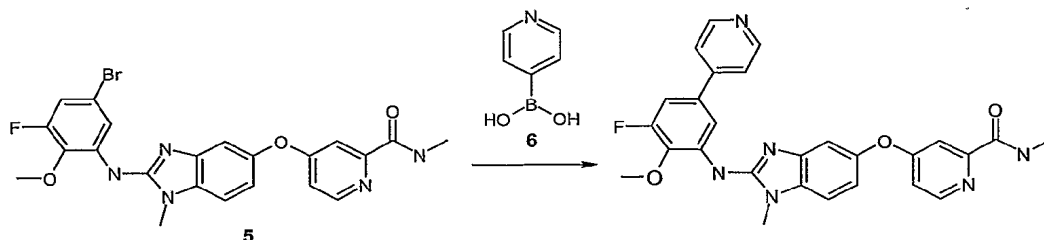
A solution of **2** (1eq) and sodium carbonate (1.5eq) in acetone was stirred in an ice bath under an atmosphere of nitrogen. Thiophosgene (1.5eq) was added drop wise over 30 minutes. The reaction was stirred for another 30 minutes in the ice bath before being removed and allowed to warm to RT. The reaction was stirred at RT for 1.5h before the reaction solution was concentrated under vacuum. Toluene was added to the crude product and removed under vacuum to azeotrope off any residual thiophosgene and afford the product **3**. MS:  $MH^+ = 262$

10 Step 3:



A solution of **3** (1.0eq) and **4** (1.0eq) in MeOH was stirred at RT overnight. Ferric chloride (1.2eq) was added and the resulting reaction mixture was stirred overnight at RT. The reaction mixture was concentrated under vacuum. The crude product was partitioned with EtOAc and water and filtered. The layers were separated and the aqueous phase was neutralized (pH = 7) with saturated  $Na_2CO_3$  solution. The resulting aqueous phase was extracted with EtOAc. The combined organic layers were washed with brine, dried ( $Na_2SO_4$ ), and concentrated to give the desired product **5**. MS:  $MH^+ = 500$

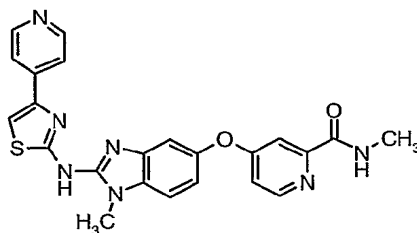
Step 4:



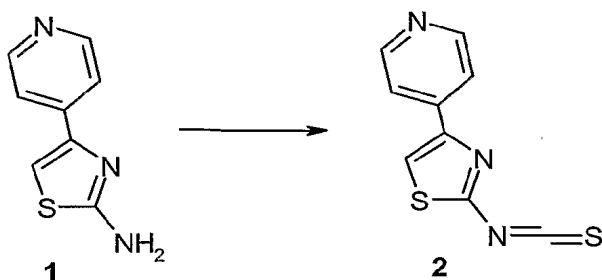
A solution of **5** (1eq), **6** (1eq), and sodium carbonate (1.2eq) in DME/H<sub>2</sub>O (3:1) was degassed by bubbling argon through the solution for 10 minutes. Pd(II)(dppf)Cl<sub>2</sub>·MeCl<sub>2</sub> (0.1eq) was added to the reaction solution and the reaction was sealed. The reaction was heated at 100°C overnight. The reaction was cooled to RT and ethyl acetate and water were added. The organic layer was separated from the aqueous layer. The aqueous layer was washed once more with ethyl acetate. The organic layers were combined, dried (Na<sub>2</sub>SO<sub>4</sub>), and concentrated under vacuum to yield the desired product 4-  
 10 (2-[(3-fluoro-2-methoxy-5-pyridin-4-yl)phenyl]amino)-1-methyl-1H-benzimidazol-5-yl}oxy)-N-methylpyridine-2-carboxamide. MS: MH<sup>+</sup> = 483

#### Example 1120

Preparation of N-methyl-4-({1-methyl-2-[(4-pyridin-4-yl-1,3-thiazol-2-yl)amino]-1H-  
 15 benzimidazol-5-yl}oxy)pyridine-2-carboxamide

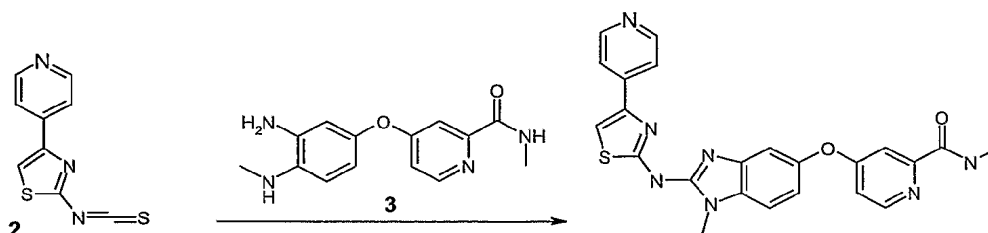


Step 1:



A solution of **1** (1eq) and sodium carbonate (1.5eq) in acetone was stirred in an ice bath under an atmosphere of nitrogen. Thiophosgene (1.5eq) was added drop wise over 30 minutes. The reaction was stirred for another 30 minutes in the ice bath before being removed and allowed to warm to RT. The reaction was stirred at RT for 1.5h before the reaction solution was concentrated under vacuum. Toluene was added to the crude product and removed under vacuum to azeotrope off any residual thiophosgene and afford the product **2**. MS:  $MH^+ = 219$

Step 2:



A solution of **2** (1.0eq) and **3** (1.0eq) in MeOH was stirred at RT overnight. Ferric chloride (1.2eq) was added and the resulting reaction mixture was stirred overnight at RT. The reaction mixture was concentrated under vacuum. The crude product was partitioned with EtOAc and water and filtered. The layers were separated and the aqueous phase was neutralized (pH = 7) with saturated  $Na_2CO_3$  solution. The resulting aqueous phase was extracted with EtOAc. The combined organic layers were washed with brine, dried ( $Na_2SO_4$ ), and concentrated to give the desired product N-methyl-4-({1-

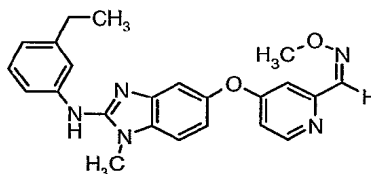


methyl-2-[(4-pyridin-4-yl-1,3-thiazol-2-yl)amino]-1H-benzimidazol-5-yl}oxy)pyridine-2-carboxamide. MS:  $MH^+ = 457$

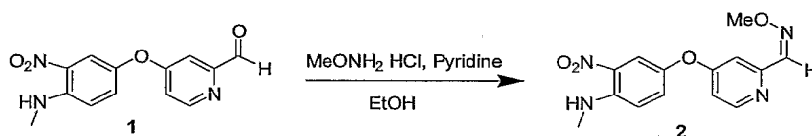
Example 1121

Preparation of 4-({2-[(3-ethylphenyl)amino]-1-methyl-1H-benzimidazol-5-yl}oxy)pyridine-2-carbaldehyde O-methyloxime

5



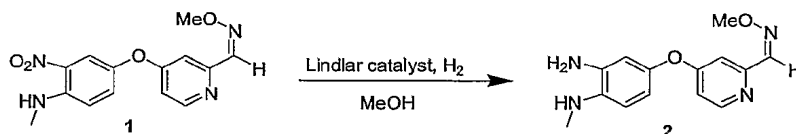
Step 1:



A 25 mL round bottom flask was charged with a suspension of **1** (600 mg, 2.2 mmol), methoxyamine HCl (202 mg, 2.42 mmol), and pyridine (0.22 mL, 2.6 mmol) in ethanol (9 mL) and stirred at RT overnight. Crude product concentrated and absorbed onto silica gel, then chromatographed using 97: 3  $CH_2Cl_2/MeOH$  to give **2** as an orange solid. LCMS  $m/z$  303.2 ( $MH^+$ ),  $R_t$  2.40 min.

10

Step 2:



15

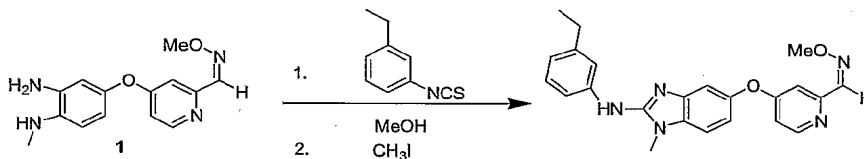
A sealed tube was charged with suspension of **1** (270 mg, 0.9 mmol) and Lindlar catalyst (192 mg, 10 mol %) in methanol (5 mL) then placed on a Parr shaker. Reaction purged with  $H_2$  at 60 psi for 1 h. Solids filtered through Celite and washed with methanol, then concentrated to give **2** as a brown semi-solid. LCMS  $m/z$  273.3 ( $MH^+$ ),  $R_t$  1.56 min.

20

Alternate procedure:

A suspension of nitroaniline **1** (2.62 g, 8.67 mmol) in methanol (35 mL) was sparged with N<sub>2</sub> for 20 min after which 10% Pd/C (4.6 g, 43.4 mmol) was added. The reaction was purged with H<sub>2</sub> and maintained under a H<sub>2</sub> atmosphere for 1 hr at rt. The reaction was purged with N<sub>2</sub> and filtered through Celite. The collected solids were washed with EtOAc (3 X 100 mL), and the combined organic layers were concentrated to afford **2** as an off-white semi solid. LCMS *m/z* 282.3 (MH<sup>+</sup>), R<sub>t</sub> 0.46 min.

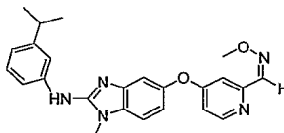
Step 3:



A 5 mL round bottom flask was charged with 3-ethylphenylisothiocyanate (24 mg, 0.1 mmol), diamine **1** (27 mg, 0.1 mmol), and MeOH (0.5 mL) and the reaction was maintained at rt overnight. Methyl iodide (8 μL, 0.13 mmol) was added and the reaction stirred overnight at rt. The reaction was concentrated and the resulting residue was purified by reverse-phase HPLC to obtain the desired product. LCMS *m/z* 402.3 (MH<sup>+</sup>), R<sub>t</sub> 2.09 min.

#### Example 1122

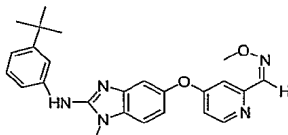
#### Preparation of 4-((2-((3-isopropylphenyl)amino)-1-methyl-1H-benzimidazol-5-yl)oxy)pyridine-2-carbaldehyde O-methyloxime



Synthesized as described above in Step 3 of Example 1121 using 3-isopropylphenylisothiocyanate. LCMS *m/z* 416.3 (MH<sup>+</sup>), R<sub>t</sub> 2.22 min.

Example 1123

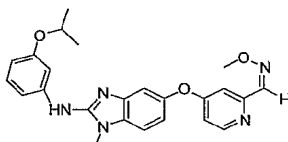
Preparation of 4-({2-[(3-tert-butylphenyl)amino]-1-methyl-1H-benzimidazol-5-yl}oxy)pyridine-2-carbaldehyde O-methyloxime



5 Synthesized as described above in Step 3 of Example 1121 using 3-tert-butylphenylisothiocyanate. LCMS  $m/z$  430.3 ( $MH^+$ ),  $R_t$  2.42 min.

Example 1124

Preparation of 4-({2-[(3-isopropoxyphenyl)amino]-1-methyl-1H-benzimidazol-5-yl}oxy)pyridine-2-carbaldehyde O-methyloxime



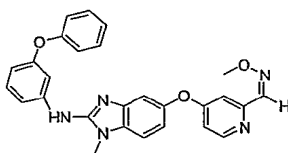
10

Synthesized as described above in Step 3 of Example 1121 using 3-isopropoxyphenylisothiocyanate. LCMS  $m/z$  432.3 ( $MH^+$ ),  $R_t$  2.13 min.

Example 1125

Preparation of 4-({1-methyl-2-[(3-phenoxyphenyl)amino]-1H-benzimidazol-5-yl}oxy)pyridine-2-carbaldehyde O-methyloxime

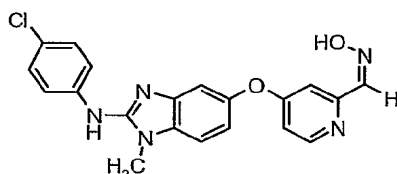
15



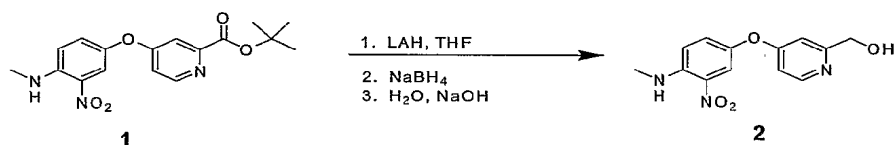
Synthesized as described above in Step 3 of Example 1121 using 3-phenoxyphenylisothiocyanate. LCMS  $m/z$  466.3 ( $MH^+$ ),  $R_t$  2.33 min.

Example 1126

Preparation of 4-({2-[4-chlorophenyl)amino]-1-methyl-1H-benzimidazol-5-yl}oxy)pyridine-2-carbaldehyde oxime



5 Step 1:



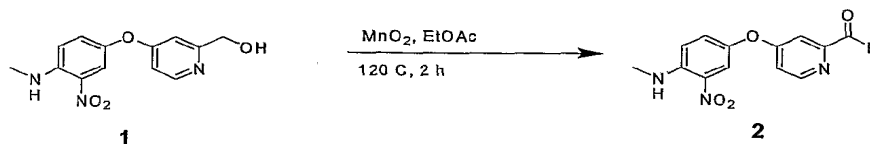
A flame dried 500 mL three necked round bottom flask purged with N<sub>2</sub> was charged with LAH (3.0 g, 75.0 mmol) and dry THF (240 mL). The resulting suspension was cooled to 0°C and t-butyl ester **1** (20.7 g, 60 mmol) was slowly added while keeping the internal reaction temperature under 5°C. Reaction stirred at 0°C for 2 hr followed by stirring at RT for overnight. NaBH<sub>4</sub> (2.27 g, 60 mmol) was added and stirred for an additional hour at rt. After the reaction was judged complete, the stirred reduction mixture was treated with successive dropwise addition of 3 mL H<sub>2</sub>O, 3 mL NaOH, and 9 mL H<sub>2</sub>O. Reaction mixture filtered through Celite, washed with ethyl acetate and methanol, and evaporated. Crude product absorbed onto silica gel and chromatographed using 97: 3 CH<sub>2</sub>Cl<sub>2</sub>/MeOH to give **2** as an orange solid. <sup>1</sup>H NMR (300 MHz, CDCl<sub>3</sub>) δ 8.40 (d, *J* = 5.5 Hz, 1 H), 8.05 (br s, 1H), 7.96 (d, *J* = 2.75 Hz, 1 H), 7.29 (d, *J* = 2.75 Hz, 1 H), 6.92 (d, *J* = 9.35 Hz, 1 H), 6.75 (m, 2 H), 4.68 (s, 2 H), 3.07 (d, *J* = 5.23 Hz, 3 H).

Alternate procedure:

20 A flame dried 2 L three necked round bottom flask purged with N<sub>2</sub> was charged with LAH (2.32 g, 58.0 mmol) and dry THF (60 mL). The resulting suspension was cooled to 0°C and a suspension of t-butyl ester **1** (10.0 g, 29.0 mmol) in dry THF (60 mL) was slowly added while keeping the internal reaction temperature under 5°C. Reaction stirred at 0°C for 30 min followed by stirring at RT for 30 min. After the reaction was

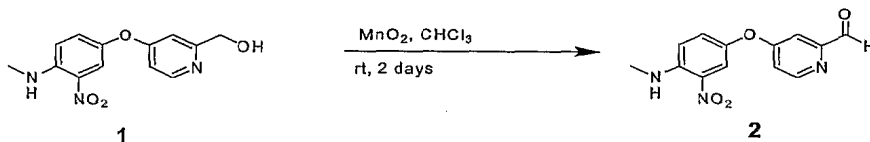
judged complete, the stirred reduction mixture was treated with successive dropwise addition of 2.3 mL H<sub>2</sub>O, 2.3 mL NaOH, and 7.2 mL H<sub>2</sub>O. Reaction mixture filtered through Celite, washed with ethyl acetate and methanol, and evaporated. Crude product absorbed onto silica gel and chromatographed using 97: 3 CH<sub>2</sub>Cl<sub>2</sub>/MeOH to give **2** as an orange solid. <sup>1</sup>H NMR (300 MHz, CDCl<sub>3</sub>) δ 8.40 (d, *J* = 5.5 Hz, 1 H), 8.05 (br s, 1H), 7.96 (d, *J* = 2.75 Hz, 1 H), 7.29 (d, *J* = 2.75 Hz, 1 H), 6.92 (d, *J* = 9.35 Hz, 1 H), 6.75 (m, 2 H), 4.68 (s, 2 H), 3.07 (d, *J* = 5.23 Hz, 3 H).

Step 2:



10 A 250 mL sealed tube was charged with benzyl alcohol **1** (1.0 g, 3.6 mmol), MnO<sub>2</sub> (4.7 g, 54 mmol) and EtOAc (20 mL). The resulting suspension was heated to 120°C with stirring for 2 hours. Reaction mixture filtered through Celite and washed successively with EtOAc, MeOH, and EtOH. Organics evaporated to give 936 mg (3.4 mmol, 94%) of **2** as an orange solid. <sup>1</sup>H NMR (300 MHz, CDCl<sub>3</sub>) δ 10.01 (s, 1 H), 8.64 (d, *J* = 5.5 Hz, 1 H), 8.09 (br s, 1 H), 7.96 (d, *J* = 2.75 Hz, 1 H), 7.37 (d, *J* = 2.48 Hz, 1 H), 7.29 (d, *J* = 2.75 Hz, 1 H), 7.08 (dd, *J* = 2.47, 5.5 Hz, 1 H), 6.94 (d, *J* = 9.35 Hz, 1 H), 3.08 (d, *J* = 5.23 Hz, 3 H).

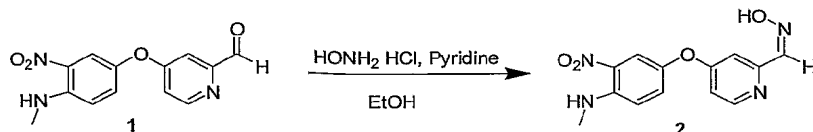
Alternate procedure:



20 A 100 mL round bottom flask was charged with benzyl alcohol **1** (1.38 g, 5.0 mmol), MnO<sub>2</sub> (6.52 g, 75 mmol) and CHCl<sub>3</sub> (20 mL). The resulting suspension stirred at rt overnight. Reaction mixture filtered through Celite, washed successively with CHCl<sub>3</sub> and EtOH, and evaporated. Crude product absorbed onto silica gel and chromatographed using 98: 2 CH<sub>2</sub>Cl<sub>2</sub>/MeOH to give **2** as an orange solid. <sup>1</sup>H NMR (300 MHz, CDCl<sub>3</sub>) δ 10.01 (s, 1 H), 8.64 (d, *J* = 5.5 Hz, 1 H), 8.09 (br s, 1 H), 7.96 (d, *J* = 2.75 Hz, 1 H), 7.37

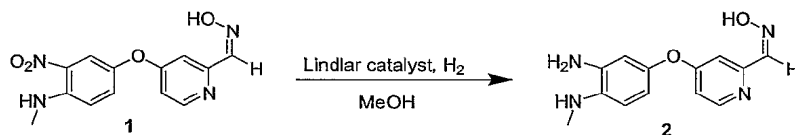
(d,  $J = 2.48$  Hz, 1 H), 7.29 (d,  $J = 2.75$  Hz, 1 H), 7.08 (dd,  $J = 2.47, 5.5$  Hz, 1 H), 6.94 (d,  $J = 9.35$  Hz, 1 H), 3.08 (d,  $J = 5.23$  Hz, 3 H).

Step 3:



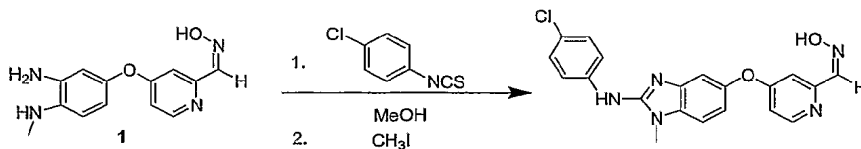
5 A 50 mL round bottom flask was charged with a suspension of **1** (680 mg, 2.5 mmol), hydroxylamine HCl (191 mg, 2.75 mmol), and pyridine (0.25 mL, 3.0 mmol) in ethanol (10 mL) and stirred at RT overnight. Crude product concentrated and absorbed onto silica gel, then chromatographed using 97:3 CH<sub>2</sub>Cl<sub>2</sub>/MeOH to give **2** as an orange solid. LCMS  $m/z$  289.2 (MH<sup>+</sup>), R<sub>t</sub> 2.06 min.

10 Step 4:



15 A sealed tube was charged with suspension of **1** (330 mg, 1.15 mmol) and Lindlar catalyst (245 mg, 10 mol %) in methanol (5 mL) then placed on a Parr shaker. Reaction purged with H<sub>2</sub> at 60 psi for 1 h. Solids filtered through Celite and washed with methanol, then concentrated to give **2** as a brown semi-solid. Taken on without further purification.

Step 5:

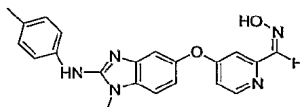


20 A 5 mL round bottom flask was charged with 4-chlorophenylisothiocyanate (54 mg, 0.25 mmol), diamine **1** (65 mg, 0.25 mmol), and MeOH (1 mL) and the reaction was maintained at RT overnight. Methyl iodide (20 μL, 0.33 mmol) was added and the reaction stirred overnight at rt. The reaction was concentrated and the resulting residue

was purified by reverse-phase HPLC to yield the desired product. LCMS  $m/z$  394.2 ( $MH^+$ ),  $R_t$  2.57 min.

Example 1127

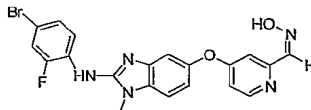
5 Preparation of 4-((1-methyl-2-[(4-methylphenyl)amino]-1H-benzimidazol-5-yl)oxy)pyridine-2-carbaldehyde oxime



Synthesized as described above in Step 3 of Example 1126 using 4-methylphenylisothiocyanate. LCMS  $m/z$  374.3 ( $MH^+$ ),  $R_t$  2.48 min.

Example 1128

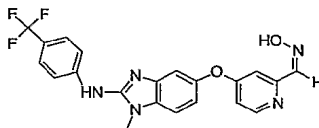
10 Preparation of 4-((2-[(4-bromo-2-fluorophenyl)amino]-1-methyl-1H-benzimidazol-5-yl)oxy)pyridine-2-carbaldehyde oxime



Synthesized as described above in Step 3 of Example 1126 using 4-bromo-2-fluorophenylisothiocyanate. LCMS  $m/z$  458.1 ( $MH^+$ ),  $R_t$  2.71 min.

15 Example 1129

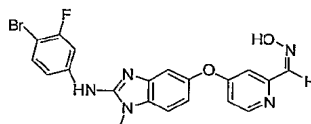
Preparation of 4-[(1-methyl-2-[[4-(trifluoromethyl)phenyl]amino]-1H-benzimidazol-5-yl)oxy]pyridine-2-carbaldehyde oxime



20 Synthesized as described above in Step 3 of Example 1126 using 4-trifluoromethylphenylisothiocyanate. LCMS  $m/z$  428.2 ( $MH^+$ ),  $R_t$  3.03 min.

Example 1130

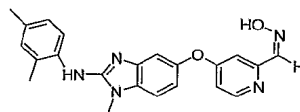
Preparation of 4-({2-[(4-bromo-3-fluorophenyl)amino]-1-methyl-1H-benzimidazol-5-yl}oxy)pyridine-2-carbaldehyde oxime



5 Synthesized as described above in Step 3 of Example 1126 using 4-bromo-3-fluorophenylisothiocyanate. LCMS  $m/z$  456.1 ( $MH^+$ ),  $R_t$  2.92 min.

Example 1131

Preparation of 4-({2-[(2,4-dimethylphenyl)amino]-1-methyl-1H-benzimidazol-5-yl}oxy)pyridine-2-carbaldehyde oxime



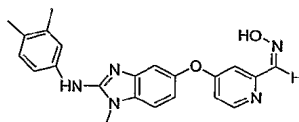
10

Synthesized as described above in Step 3 of Example 1126 using 2,4-dimethylphenylisothiocyanate. LCMS  $m/z$  388.3 ( $MH^+$ ),  $R_t$  2.62 min.

Example 1132

Preparation of 4-({2-[(3,4-dimethylphenyl)amino]-1-methyl-1H-benzimidazol-5-yl}oxy)pyridine-2-carbaldehyde oxime

15

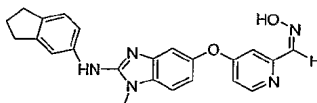


Synthesized as described above in Step 3 of Example 1126 using 3,4-dimethylphenylisothiocyanate. LCMS  $m/z$  388.3 ( $MH^+$ ),  $R_t$  2.71 min.



Example 1133

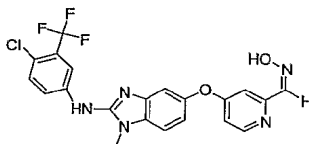
Preparation of 4-{{2-(2,3-dihydro-1H-inden-5-ylamino)-1-methyl-1H-benzimidazol-5-yl}oxy}pyridine-2-carbaldehyde oxime



- 5 Synthesized as described above in Step 3 of Example 1126 using 5-indanyll-phenylisothiocyanate. LCMS  $m/z$  400.3 ( $MH^+$ ),  $R_t$  2.88 min.

Example 1134

Preparation of 4-[(2-{{4-chloro-3-(trifluoromethyl)phenyl}amino}-1-methyl-1H-benzimidazol-5-yl)oxy]pyridine-2-carbaldehyde oxime



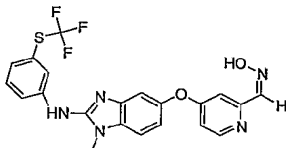
10

- Synthesized as described above in Step 3 of Example 1126 using 4-chloro-3-trifluoromethylphenylisothiocyanate. LCMS  $m/z$  462.2 ( $MH^+$ ),  $R_t$  3.45 min.

Example 1135

Preparation of 4-[[1-methyl-2-{{3-[(trifluoromethyl)thio]phenyl}amino}-1H-benzimidazol-5-yl]oxy]pyridine-2-carbaldehyde oxime

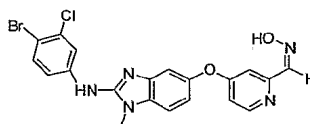
15



- Synthesized as described above in Step 3 of Example 1126 using 3-trifluoromethylthiophenylisothiocyanate. LCMS  $m/z$  460.2 ( $MH^+$ ),  $R_t$  3.30 min.

Example 1136

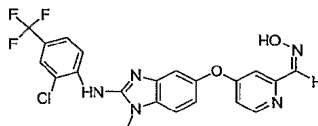
Preparation of 4-({2-[(4-bromo-3-chlorophenyl)amino]-1-methyl-1H-benzimidazol-5-yl}oxy)pyridine-2-carbaldehyde oxime



5 Synthesized as described above in Step 3 of Example 1126 using 4-bromo-3-chlorophenylisothiocyanate. LCMS  $m/z$  472.1 ( $MH^+$ ),  $R_t$  3.17 min.

Example 1137

Preparation of 4-[(2-{2-chloro-4-(trifluoromethyl)phenyl}amino)-1-methyl-1H-benzimidazol-5-yl]oxy]pyridine-2-carbaldehyde oxime



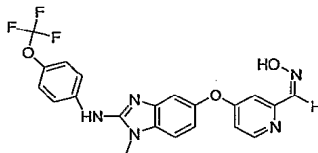
10

Synthesized as described above in Step 3 of Example 1126 using 2-chloro-4-trifluoromethylphenylisothiocyanate. LCMS  $m/z$  462.2 ( $MH^+$ ),  $R_t$  3.39 min.

Example 1138

Preparation of 4-[(1-methyl-2-{[4-(trifluoromethoxy)phenyl]amino}-1H-benzimidazol-5-yl)oxy]pyridine-2-carbaldehyde oxime

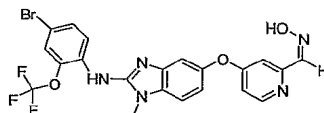
15



Synthesized as described above in Step 3 of Example 1126 using 4-trifluoromethoxyphenylisothiocyanate. LCMS  $m/z$  444.2 ( $MH^+$ ),  $R_t$  3.03 min.

Example 1139

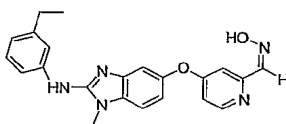
Preparation of 4-[(2-{[4-bromo-2-(trifluoromethoxy)phenyl]amino}-1-methyl-1H-benzimidazol-5-yl)oxy]pyridine-2-carbaldehyde oxime



5 Synthesized as described above in Step 3 of Example 1126 using 4-bromo-2-trifluoromethoxyphenylisothiocyanate. LCMS  $m/z$  524.1 ( $MH^+$ ),  $R_t$  3.28 min.

Example 1140

Preparation of 4-[(2-{[3-ethylphenyl]amino}-1-methyl-1H-benzimidazol-5-yl)oxy]pyridine-2-carbaldehyde oxime



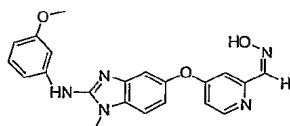
10

Synthesized as described above in Step 3 of Example 1126 using 3-ethylphenylisothiocyanate. LCMS  $m/z$  388.3 ( $MH^+$ ),  $R_t$  2.75 min.

Example 1141

Preparation of 4-[(2-{[3-methoxyphenyl]amino}-1-methyl-1H-benzimidazol-5-yl)oxy]pyridine-2-carbaldehyde oxime

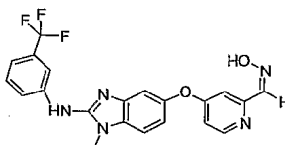
15



Synthesized as described above in Step 3 of Example 1126 using 3-methoxyphenylisothiocyanate. LCMS  $m/z$  390.3 ( $MH^+$ ),  $R_t$  2.35 min.

Example 1142

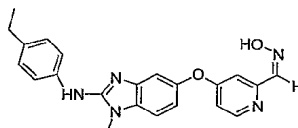
Preparation of 4-[(1-methyl-2-{{3-(trifluoromethyl)phenyl}amino})-1H-benzimidazol-5-yl]oxy]pyridine-2-carbaldehyde oxime



- 5 Synthesized as described above in Step 3 of Example 1126 using 3-trifluoromethylphenylisothiocyanate. LCMS  $m/z$  428.2 ( $MH^+$ ),  $R_t$  2.92 min.

Example 1143

Preparation of 4-{{2-[(4-ethylphenyl)amino]-1-methyl-1H-benzimidazol-5-yl}oxy]pyridine-2-carbaldehyde oxime



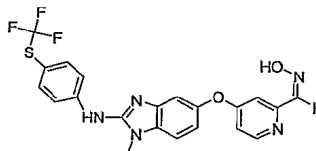
10

- Synthesized as described above in Step 3 of Example 1126 using 4-ethylphenylisothiocyanate. LCMS  $m/z$  388.3 ( $MH^+$ ),  $R_t$  2.79 min.

Example 1144

Preparation of 4-{{1-methyl-2-{{4-[(trifluoromethyl)thio]phenyl}amino})-1H-benzimidazol-5-yl}oxy}pyridine-2-carbaldehyde oxime

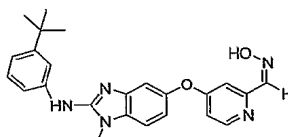
15



- Synthesized as described above in Step 3 of Example 1126 using 4-trifluoromethylthiophenylisothiocyanate. LCMS  $m/z$  460.2 ( $MH^+$ ),  $R_t$  2.18 min.

Example 1145

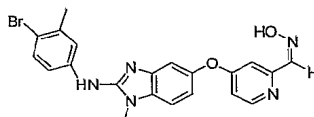
Preparation of 4-(2-[(3-tert-butylphenyl)amino]-1-methyl-1H-benzimidazol-5-yl)oxy)pyridine-2-carbaldehyde oxime



5 Synthesized as described above in Step 3 of Example 1126 using 3-tert-butylphenylisothiocyanate. LCMS  $m/z$  416.4 ( $MH^+$ ),  $R_t$  2.31 min.

Example 1146

Preparation of 4-(2-[(4-bromo-3-methylphenyl)amino]-1-methyl-1H-benzimidazol-5-yl)oxy)pyridine-2-carbaldehyde oxime



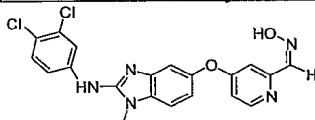
10

Synthesized as described above in Step 3 of Example 1126 using 4-bromo-3-methylphenylisothiocyanate. LCMS  $m/z$  454.2 ( $MH^+$ ),  $R_t$  2.18 min.

Example 1147

Preparation of 4-(2-[(3,4-dichlorophenyl)amino]-1-methyl-1H-benzimidazol-5-yl)oxy)pyridine-2-carbaldehyde oxime

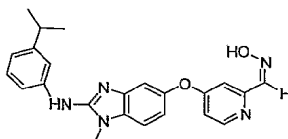
15



Synthesized as described above in Step 3 of Example 1126 using 3,4-dichlorophenylisothiocyanate. LCMS  $m/z$  428.2 ( $MH^+$ ),  $R_t$  2.18 min.

Example 1148

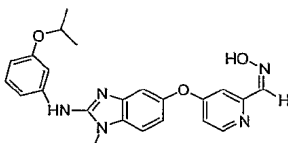
Preparation of 4-({2-[(3-isopropylphenyl)amino]-1-methyl-1H-benzimidazol-5-yl}oxy)pyridine-2-carbaldehyde oxime



5 Synthesized as described above in Step 3 of Example 1126 using 3-isopropylphenylisothiocyanate. LCMS  $m/z$  402.3 ( $MH^+$ ),  $R_t$  2.18 min.

Example 1149

Preparation of 4-({2-[(3-isopropoxyphenyl)amino]-1-methyl-1H-benzimidazol-5-yl}oxy)pyridine-2-carbaldehyde oxime



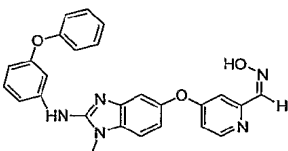
10

Synthesized as described above in Step 3 of Example 1126 using 3-isopropoxyphenylisothiocyanate. LCMS  $m/z$  418.3 ( $MH^+$ ),  $R_t$  1.96 min.

Example 1150

Preparation of 4-({1-methyl-2-[(3-phenoxyphenyl)amino]-1H-benzimidazol-5-yl}oxy)pyridine-2-carbaldehyde oxime

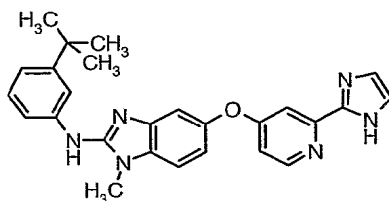
15



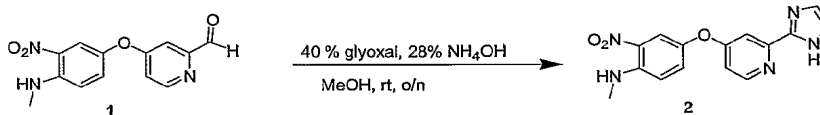
Synthesized as described above in Step 3 of Example 1126 using 3-phenoxyphenylisothiocyanate. LCMS  $m/z$  452.3 ( $MH^+$ ),  $R_t$  2.15 min.

Example 1151

Preparation of N-(3-tert-butylphenyl)-5-{{2-(1H-imidazol-2-yl)pyridin-4-yl}oxy}-1-methyl-1H-benzimidazol-2-amine

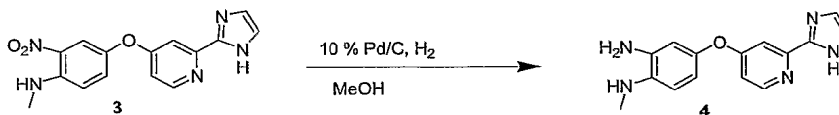


5 Step 1:



A 10 mL round bottom flask was charged with suspension of **1** (273 mg, 1.0 mmol), 40% glyoxal (0.4 mL), and 28% concentrated  $\text{NH}_4\text{OH}$  (0.6 mL) in MeOH (2 mL). Reaction was maintained at rt overnight. MeOH removed under reduced pressure,  $\text{H}_2\text{O}$  was added to the residue and the solution was extracted 4x with  $\text{CHCl}_3$ . The combined extracts were washed with brine, dried, and filtered. Crude product was concentrated, then absorbed onto silica gel and chromatographed. The product was eluted with 99:1  $\text{CH}_2\text{Cl}_2/\text{MeOH}$  to give **2** as an orange solid. LCMS  $m/z$  312.3 ( $\text{MH}^+$ ),  $R_t$  2.09 min.

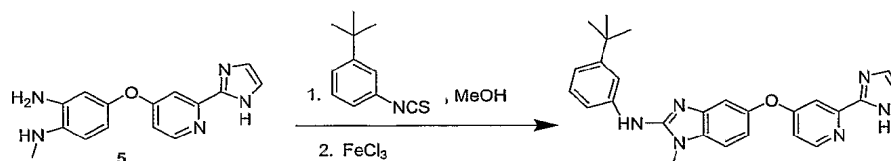
15 Step 2:



A suspension of nitroaniline **3** (116 mg, 0.37 mmol) in methanol (2 mL) was sparged with  $\text{N}_2$  for 20 min after which 10% Pd/C (40 mg, 0.37 mmol) was added. The reaction was purged with  $\text{H}_2$  and maintained under a  $\text{H}_2$  atmosphere overnight at rt. The reaction was purged with  $\text{N}_2$  and filtered through Celite. The collected solids were

washed with EtOAc (3 X 50 mL), and the combined organic layers were concentrated to afford **4** as an off-white semi solid. LCMS  $m/z$  282.3 ( $MH^+$ ),  $R_t$  0.46 min.

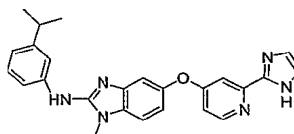
Step 3:



- 5 A 10 mL round bottom flask was charged with 3-tert-butylphenylisothiocyanate (29 mg, 0.15 mmol), diamine **5** (42 mg, 0.15 mmol), and MeOH (1 mL) and the reaction maintained at rt overnight. Ferric chloride (27 mg, 0.17 mmol) was added and the resulting red reaction mixture was stirred overnight. The reaction was neutralized with 15% w/w NaOH, partitioned with EtOAc (20 mL) and water (20 mL), and filtered through Celite. The layers were separated and the resulting aqueous phase was extracted with EtOAc (3 x 20 mL). The combined organic layers were washed with brine (50 mL), dried ( $MgSO_4$ ), and concentrated. The resulting residue was purified by reverse-phase HPLC to give the desired product. LCMS  $m/z$  439.4 ( $MH^+$ ),  $R_t$  2.24 min.

#### Example 1152

- 15 Preparation of 5-{{2-(1H-imidazol-2-yl)pyridin-4-yl}oxy}-N-(3-isopropylphenyl)-1-methyl-1H-benzimidazol-2-amine

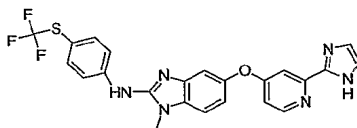


Synthesized as described above in Step 3 of Example 1151 using 3-isopropylphenylisothiocyanate. LCMS  $m/z$  425.4 ( $MH^+$ ),  $R_t$  2.15 min.



Example 1153

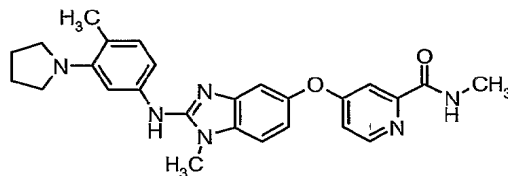
Preparation of 5-{[2-(1H-imidazol-2-yl)pyridin-4-yl]oxy}-1-methyl-N-{4-[(trifluoromethyl)thio]phenyl}-1H-benzimidazol-2-amine



5 Synthesized as described above in Step 3 of Example 1151 using 4-trifluoromethylthiophenylisothiocyanate. LCMS  $m/z$  483.3 ( $MH^+$ ),  $R_t$  2.29 min.

Example 1154

Preparation of N-methyl-4-({1-methyl-2-[(4-methyl-3-pyrrolidin-1-yl)phenyl]amino}-1H-benzimidazol-5-yl)oxy)pyridine-2-carboxamide



10

Step 1: Synthesis of (2-methyl-5-nitrophenyl)pyrrolidine

To the mixture containing 2-methyl-5-nitrophenylamine and potassium carbonate (4eq) in dimethyl formamide was added 1,2 dibromobutane (4eq) and the resulting mixture was stirred at 70°C for 16 hours. The reaction mixture was then concentrated and partitioned between ethyl acetate and water. The organic layer was dried with sodium sulfate and concentrated and purified on silica gel to give (2-methyl-5-nitrophenyl)pyrrolidine.

MS:  $MH^+ = 206$ .

Step 2: Synthesis of (4-methyl-3-pyrrolidinyl)phenyl amine

20 The mixture containing (2-methyl-5-nitrophenyl)pyrrolidine in methanol with catalytic amount of 10%Pd/C was hydrogenated to yield 4-methyl-3-pyrrolidinylphenylamine.

MS:  $MH^+ = 176$ .

Step 3: Synthesis of 3-(3-chloro(4-pyridyl))-4-methylbenzeneisothiocyanate

To (4-methyl-3-pyrrolidinylphenylamine in acetone at 0°C was added sodium bicarbonate (2eq) and thiophosgene (2eq). The mixture was brought to ambient temperature and concentrated and partitioned between ethyl acetate and water. The organic layer was dried with sodium bicarbonate and sodium sulfate and concentrated to yield 4-methyl-3-pyrrolidinylbenzeneisothiocyanate.

MS: MH<sup>+</sup> = 218.

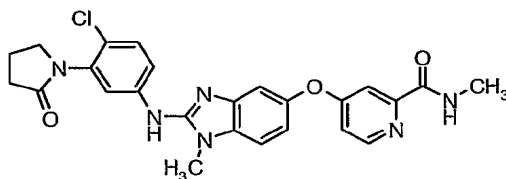
Step 4: Synthesis of N-methyl-4-({1-methyl-2-[(4-methyl-3-pyrrolidin-1-yl)phenyl]-amino}-1H-benzimidazol-5-yl)oxy)pyridine-2-carboxamide

To 4-methyl-3-pyrrolidinylbenzeneisothiocyanate (1eq) in methanol was added {4-[3-amino-4-(methylamino)phenoxy](2-pyridyl)}-N-methylcarboxamide (1eq) and the resulting mixture was stirred at ambient temperature for 16h. LC/MS shows formation of the corresponding thiourea. To it in methanol was then added anhydrous ferric chloride (1.5eq) and stirred for 3h. The reaction mixture was then concentrated to half its volume and brought to neutral pH with 1N sodium hydroxide. It was then extracted with ethyl acetate and the organic layer was washed with brine and dried with sodium sulfate. The crude was then triturated with hot methanol to yield the desired product.

MS: MH<sup>+</sup> = 456.

#### Example 1154

Preparation of 4-[(2-{4-chloro-3-(2-oxopyrrolidin-1-yl)phenyl}amino)-1-methyl-1H-benzimidazol-5-yl]oxy]-N-methylpyridine-2-carboxamide



1. Synthesis of 4-chloro-3-nitrobenzeneisothiocyanate

To 4-chloro-3-nitrophenylamine in acetone at 0°C was added sodium bicarbonate (2eq) and thiophosgene (2eq). The mixture was brought to ambient temperature and concentrated and partitioned between ethyl acetate and water. The organic layer was

dried with sodium bicarbonate and sodium sulfate and concentrated to yield 4-chloro-3-nitrobenzeneisothiocyanate

MS: MH<sup>+</sup> = 213.9.

2. Synthesis of (4-{2-[(4-chloro-3-nitrophenyl)amino]-1-methylbenzimidazol-5-yloxy}-(2-pyridyl))-N-methylcarboxamide

To 4-chloro-3-nitrobenzeneisothiocyanate (1eq) in methanol was added {4-[3-amino-4-(methylamino)phenoxy](2-pyridyl)}-N-methylcarboxamide (1eq) and stirred at ambient temperature for 16h. The corresponding thiourea formation was followed by LC/MS. To it was the added iodomethane (1eq) and heated to 60°C for 3h. Concentration followed by purification on silica gel (4-{2-[(4-chloro-3-nitrophenyl)amino]-1-methylbenzimidazol-5-yloxy}-(2-pyridyl))-N-methylcarboxamide

MS: MH<sup>+</sup> = 452.1.

3. Synthesis of (4-{2-[(3-amino-4-chlorophenyl)amino]-1-methylamino]-1-methylbenzimidazol-5-yloxy}-(2-pyridyl))-N-methylcarboxamide.

To (4-{2-[(4-chloro-3-nitrophenyl)amino]-1-methylbenzimidazol-5-yloxy}-(2-pyridyl))-N-methylcarboxamide in acetic acid was added Fe dust (3eq) and stirred at ambient temperature for 16h. The mixture was then filtered and basified with saturated sodium bicarbonate and partitioned between ethyl acetate and water. The organic layer was dried with sodium sulfate and concentrated and passed through a plug of silica to yield (4-{2-[(3-amino-4-chlorophenyl)amino]-1-methylbenzimidazol-5-yloxy}-(2-pyridyl))-N-methylcarboxamide.

MS: MH<sup>+</sup> = 422.1.

4. Synthesis of 4-[(2-{[4-chloro-3-(2-oxopyrrolidin-1-yl)phenyl]amino}-1-methyl-1H-benzimidazol-5-yl)oxy]-N-methylpyridine-2-carboxamide

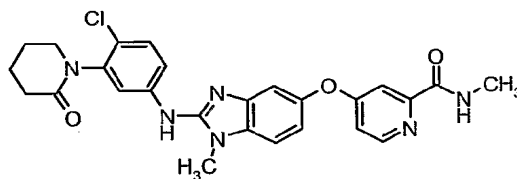
To (4-{2-[(3-amino-4-chlorophenyl)amino]-1-methylbenzimidazol-5-yloxy}-(2-pyridyl))-N-methylcarboxamide in chloroform was added 4-chlorobutanoylchloride (1.5eq) and sodium phosphate (3eq) and stir for 2hours. Acylation was checked by HPLC/MS. The mixture was partitioned between methylene chloride and water. The organic layer was dried with sodium sulfate and concentrated. The crude was taken in tetrahydrofuran and Potassiumbis(trimethylsilyl)amide ( 2eq) was added to it and the mixture was heated at 100C for 16h. The mixture was concentrated and partitioned between ethyl acetate and water. The organic layer was dried and concentrated to give 4-

[(2-{[4-chloro-3-(2-oxopyrrolidin-1-yl)phenyl]amino}-1-methyl-1H-benzimidazol-5-yl)oxy]-N-methylpyridine-2-carboxamide.

MS: MH<sup>+</sup> = 490.9.

#### Example 1155

- 5 Preparation of 4-[(2-{[4-chloro-3-(2-oxopiperidin-1-yl)phenyl]amino}-1-methyl-1H-benzimidazol-5-yl)oxy]-N-methylpyridine-2-carboxamide

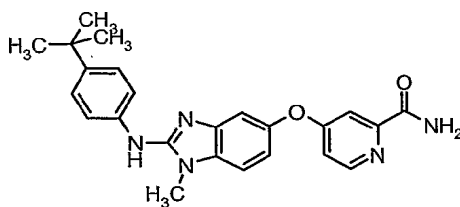


- To (4-{2-[(3-amino-4-chlorophenyl)amino]-1-methylbenzimidazol-5-yloxy}-(2-pyridyl))-N-methylcarboxamide in chloroform was added 5-bromopentanoylchloride  
 10 (1.5eq) and sodium phosphate (3eq) and stir for 2hours. Acylation was checked by HPLC/MS. The mixture was partitioned between methylene chloride and water. The organic layer was dried with sodium sulfate and concentrated. The crude N-acylated product was taken in tetrahydrofuran and Potassiumbis(trimethylsilyl)amide ( 2eq) was added to it and the mixture was heated at 100°C for 16h. The mixture was concentrated  
 15 and partitioned between ethyl acetate and water. The organic layer was dried and concentrated to give 4-[(2-{[4-chloro-3-(2-oxopiperidin-1-yl)phenyl]amino}-1-methyl-1H-benzimidazol-5-yl)oxy]-N-methylpyridine-2-carboxamide.

MS: MH<sup>+</sup> = 504.17.

#### Example 1156

- 20 Preparation of 4-[(2-{[4-tert-butylphenyl]amino}-1-methyl-1H-benzimidazol-5-yl)oxy]pyridine-2-carboxamide



Step 1: Synthesis of 4-[4-(methylamino)-3-nitrophenoxy]pyridine-2-carboxylic acid

To tert-butyl 4-[4-(methylamino)-3-nitrophenoxy]pyridine-2-carboxylate was added trifluoroacetic acid and the mixture was stirred at ambient temperature for 16h. Formation of 4-[4-(methylamino)-3-nitrophenoxy]pyridine-2-carboxylic acid was observed by HPLC/MS. The mixture was azeotroped with toluene until it became a red solid.

MS: MH<sup>+</sup> = 289.

Step 2: Synthesis of 4-[4-(methylamino)-3-nitrophenoxy]pyridine-2-carboxamide

To 4-[4-(methylamino)-3-nitrophenoxy]pyridine carboxylic acid in tetrahydrofuran was added EDC (2eq) and HOAT (1.5eq) and ammonium chloride (2eq). The resulting mixture was stirred at ambient temperature for 16h. The mixture was concentrated and partitioned between ethylacetate and water. A solid crashes out in the aqueous layer which was filtered and was found to be the product on LC/MS. The organic layer was then dried with sodium sulfate and concentrated. Purification on silica gel gave 4-[4-(methylamino)-3-nitrophenoxy]pyridine-2-carboxamide.

MS: MH<sup>+</sup> = 288.

Step 3: Synthesis of 4-[3-amino-4-(methylamino)phenoxy]pyridine-2-carboxamide

The mixture containing 4-[4-(methylamino)-3-nitrophenoxy]pyridine-2-carboxamide in methanol with catalytic amount of 10%Pd/C was hydrogenated to yield 4-(3-amino-4-(methylamino)phenoxy]pyridine-2-carboxamide.

MS: MH<sup>+</sup> = 258.

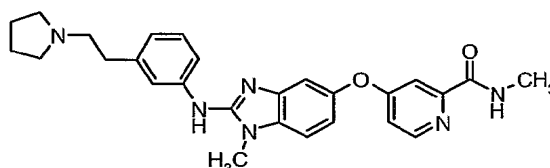
Step 4: Synthesis of 4-({2-[(4-tert-butylphenyl)amino]-1-methyl-1H-benzimidazol-5-yl}oxy)pyridine-2-carboxamide.

To 4-(tert)-butylbenzeneisothiocyanate (1eq) in methanol was added 4-[3-amino-4-(methylamino)phenoxy]pyridine-2-carboxamide (1eq) and stirred at ambient temperature for 16h. Formation of thiourea was observed by LC/MS. To it was then added ferric chloride (1.5eq) and stirred at ambient temperature for 4h. The reaction mixture was concentrated and 1M sodium hydroxide was added to neutral pH. The mixture was then partitioned between ethyl acetate and water. The organic layer was dried with sodium sulfate and concentrated and purified on preparative chromatography to give the desired product.

MS: MH<sup>+</sup> = 415.4.

## Example 1157

Preparation of N-methyl-4-[(1-methyl-2-{[3-(2-pyrrolidin-1-ylethyl)phenyl]amino}-1H-benzimidazol-5-yl)oxy]pyridine-2-carboxamide



## 5 Step 1: Synthesis of [2-(3-nitrophenyl)ethyl]pyrrolidine

To 2-(3-nitrophenyl)ethan-1-ol in methylene chloride at 0°C was added methanesulfonylchloride (2eq) and pyridine (4eq) and stirred for 30minutes. The formation of the mesylate was observed on LC/MS. Water was then added and the organic layers was separated and washed with 1M citric acid. The organic layer was dried with sodium sulfate and concentrated. To give the mesylate. The mesylate was taken in tetrahydrofuran and pyrrolidine (4eq) was added and the mixture was heated to 80°C for 16h. The mixture was concentrated and partitioned between ethyl acetate and water. The organic layer was dried with sodium sulfate and concentrated. It was then passed through a plug of silica to yield [2-(3-nitrophenyl)ethyl]pyrrolidine.

15 MS: MH<sup>+</sup> = 220.

## Step 2: Synthesis of 3-(2-pyrrolidinylethyl)phenylamine.

The mixture containing [2-(3-nitrophenyl)ethyl]pyrrolidine in methanol with catalytic amount of 10%Pd/C was hydrogenated to yield 3-(2-pyrrolidinylethyl)phenylamine.

20 MS: MH<sup>+</sup> = 190.

## Step 3: Synthesis of 3-(2-pyrrolidinylethyl)benzeneisothiocyanate

To [2-(3-nitrophenyl)ethyl]pyrrolidine in acetone at 0°C was added sodium bicarbonate (2eq) and thiophosgene (2eq). The mixture was brought to ambient temperature and concentrated and partitioned between ethyl acetate and water. The organic layer was dried with sodium bicarbonate and sodium sulfate and concentrated to yield 3-(2-pyrrolidinylethyl)benzeneisothiocyanate.

25 MS: MH<sup>+</sup> = 232.


Step 4: Synthesis of N-methyl-4-[(1-methyl-2-[[3-(2-pyrrolidin-1-ylethyl)phenyl]amino]-1H-benzimidazol-5-yl)oxy]pyridine-2-carboxamide

To 3-(2-pyrrolidinylethyl)benzeneisothiocyanate (1eq) in methanol was added {4-[3-amino-4-(methylamino)phenoxy](2-pyridyl)}-N-methylcarboxamide (1eq) and stirred at ambient temperature for 16h. The corresponding thiourea formation was followed by LC/MS. To it was the added anhydrous ferric chloride (1.5 eq) and stirred at ambient temperature for 2h. The mixture was concentrated and 1M sodium hydroxide to bring it to neutral pH. It was then extracted with ethyl acetate and the organic layer was separated and dries with sodium sulfate and concentrated. Preparative chromatography yielded N-methyl-4-[(1-methyl-2-[[3-(2-pyrrolidin-1-ylethyl)phenyl]amino]-1H-benzimidazol-5-yl)oxy]pyridine-2-carboxamide.

MS: MH<sup>+</sup> = 470.

#### Example 1158

##### Preparation of 2-fluoropyridin-4-ylboronic acid



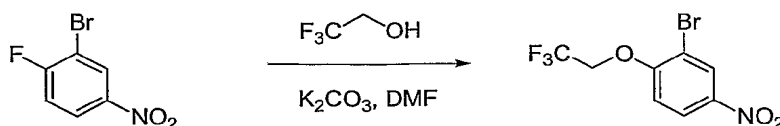
15

The reaction flask was flame dried and cooled under nitrogen. A solution of 1 (1.0eq) in THF was added to the reaction flask followed by triisopropyl borate (1.2eq). The reaction solution was cooled to approximately -72°C with a dry ice/acetone bath. N-butyl lithium (1.5eq, 2.5M solution in hexane) was added drop wise over 40 minutes. The reaction solution was stirred for another 30 minutes at -72°C. The reaction solution was then warmed to approx. -25°C with a saturated NaCl/dry ice bath to stir at and stirred for 20 minutes before 2N HCl (2.0eq) was added. The reaction solution was then warmed to RT. The organic and aqueous layers were separated. The aqueous layer was washed once with ethyl acetate. The organic layers were combined, dried (Na<sub>2</sub>SO<sub>4</sub>), and concentrated under vacuum to yield the desired product 2. MS: MH<sup>+</sup> = 141

25

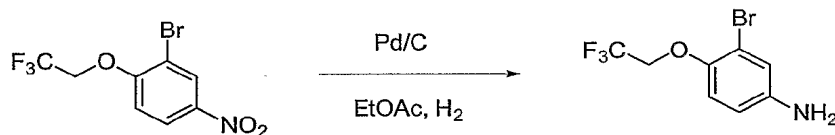
Example 1158Preparation of 3-Bromo-4-(2,2,2-trifluoro-ethoxy)-phenylamine

Step 1:



- 5            3-Bromo-4-fluoronitrobenzene (1.0 eq) was added to a stirring solution of 2,2,2-trifluoroethanol (1.1 eq) and potassium carbonate (2.0 eq) in DMF. The solution was heated for 18 hours at 90o C at which time no starting material was apparent by LCMS. The solution was cooled and filtered through Celite and the plug washed with EtOAc. The organic layer is then washed with brine and water, dried over MgSO4, filtered and
- 10            concentrated to yield the desired product 97% pure, 80 % yield. LC Rt = 2.975 min. MH+ = 302.0

Step 2:



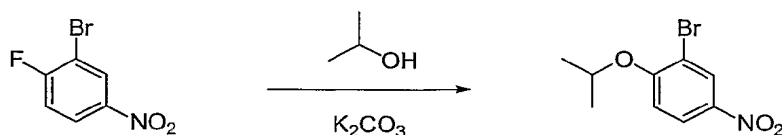
## 3-Bromo-4-(2,2,2-trifluoro-ethoxy)-phenylamine

- 15            2-Bromo-4-nitro-1-(2,2,2-trifluoro-ethoxy)-benzene was dissolved in EtOAc, purged with nitrogen, and a catalytic amount of Pd on Carbon added. The solution is purged a number of times, then left to stir overnight under an atmosphere of nitrogen. The solution is filtered through Celite and concentrated yielding the desired product in quantitative yield. LC Rt = 1.852 min. MH+ = 270.0



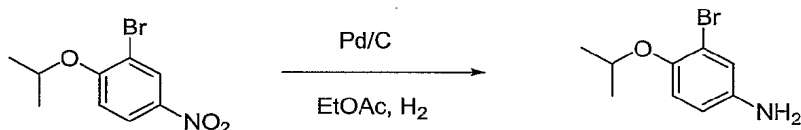
Example 1159Preparation of 3-Bromo-4-isopropoxy-phenylamine

Step 1:



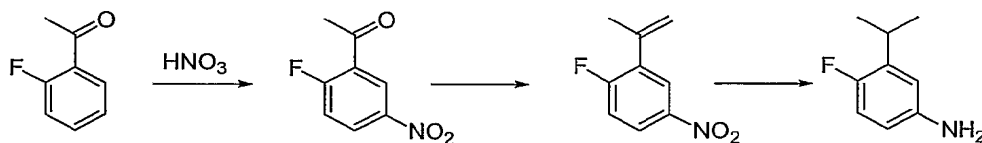
5 3-Bromo-4-fluoronitrobenzene (1.0 eq) was added to a stirring solution of potassium carbonate (2.0 eq) in isopropanol. The solution was heated for 4 days at 80°C. The solution was cooled and filtered through Celite and the plug washed with EtOAc. The organic layer is then washed with brine and water, dried over MgSO<sub>4</sub>, filtered and concentrated to yield the desired product. Rt = 8.72 min.

10 Step 2:



3-Bromo-4-isopropoxy-phenylamine

The nitrobenzene was dissolved in EtOAc, purged with nitrogen, and a catalytic amount of Pd on Carbon added. The solution is purged a number of times, then left to stir overnight under an atmosphere of nitrogen. The solution is filtered through Celite and concentrated yielding the desired product in quantitative yield. LC Rt = 1.71 min. MH<sup>+</sup> = 230.0

Example 1160Preparation of 3-Isopropyl-4-fluoroaniline

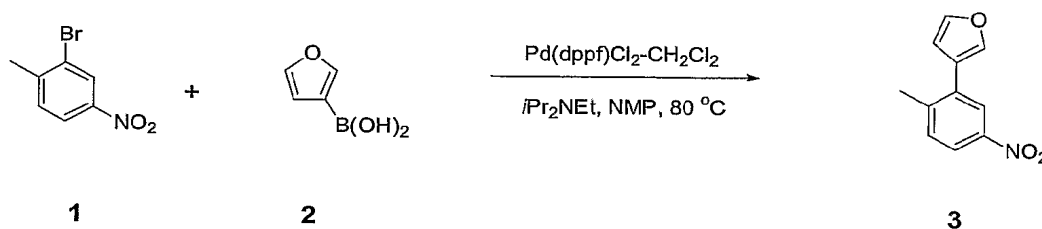
20 (As per WO 97/06136) In a three-necked 250 mL Morton flask with internal thermometer, addition funnel and stirbar, sulfuric acid (60 mL) was cooled to -10°C.

2'-fluoroacetophenone (17.9g) was added at such a rate as to keep the internal temperature below 0°C. The funnel was washed down with sulfuric acid (4 mL), and charged with HNO<sub>3</sub> (9.5 mL). This was added dropwise at such a rate that the internal temperature never exceeded 5°C. These additions can be made more quickly if the addition funnel has an ice-jacket. Stirring continued at -10°C 30 min. The mixture was then poured onto ice and extracted with ethyl acetate (2x) the combined extracts were washed (H<sub>2</sub>O, NaHCO<sub>3</sub>, NaCl), dried (K<sub>2</sub>CO<sub>3</sub>) filtered and stripped to an amber oil 22.3gm=93.7%

In a flame dried flask with nitrogen atmosphere and stirbar, KHMDS (11 mL, 0.5M in toluene) was added dropwise over 5 min to a stirred suspension of Ph<sub>3</sub>P<sup>+</sup>CH<sub>3</sub>Br<sup>-</sup> (2.34gm) in THF (50 mL, dry) at -78°C. Yellow color appears as the addition proceeds. After 5 min at -78°C, the suspension was stirred at RT (5 min) then recooled to -78°C. The acetophenone (1.00gm in 10 mL dry THF) was added dropwise over five minutes. Deep red color appears as the addition proceeds. After additional 2 min at -78°C, the system was allowed to warm to RT. After TLC (17% EtOAc in hexanes) confirmed the consumption of starting materials, volatiles were removed and the residue suspended in cyclohexane (15 mL). Upon cooling, the solids were filtered off and discarded. The filtrate was purified by flash chromatography (30% acetone in hexanes). Hydrogenation of this material over palladium on carbon (10%w/w) in methanol (RT, 2hrs) provides 3-isopropyl-4-fluoroaniline (quantitative).

### Example 1161

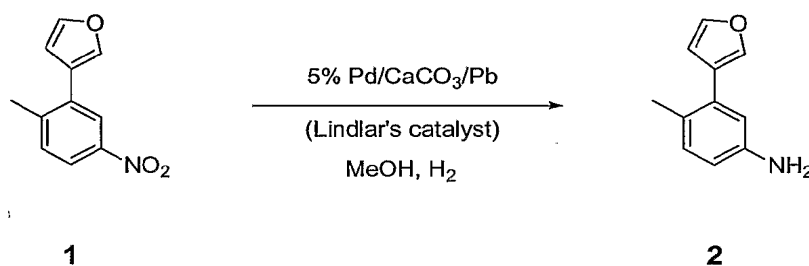
#### Preparation of 4-Methyl-3-(3-furyl)-nitrobenzene



A suspension of 3-bromo-4-methyl nitrobenzene **1** (421 mg, 2.0 mmol), 3-furan boronic acid **2** (452 mg, 4.0 mmol), diisopropylethylamine (1.4 mL, 8.0 mmol), and Pd(dppf)Cl<sub>2</sub>-CH<sub>2</sub>Cl<sub>2</sub> (162 mg, 0.2 mmol) in dry NMP (10 mL) was sparged with Ar for 20 min. The reaction mixture was heated to 80 °C and maintained at that temperature for

16 h. The reaction was allowed to cool to rt and was then partitioned with water and EtOAc. The resulting mixture was filtered through Celite and the phases partitioned and separated. The aqueous portion was extracted with EtOAc (3 X) and the combined organic phases were washed with brine, dried (MgSO<sub>4</sub>), and concentrated. The crude residue was adsorbed onto SiO<sub>2</sub> and purified by flash chromatography (9:1 hexanes-EtOAc) to furnish 319 mg (1.57 mmol, 80%) of an off-white solid as **3**: <sup>1</sup>H NMR (300 MHz, CD<sub>3</sub>OD) δ 8.16 (d, *J* = 2.5 Hz, 1 H), 8.04 (dd, *J* = 2.5, 8.5 Hz, 1 H), 7.77 (dd, *J* = 0.8, 1.7 Hz, 1 H), 7.63 (app t, *J* = 1.9 Hz, 1 H), 7.48 (d, *J* = 8.5 Hz, 1 H), 6.72 (dd, *J* = 0.8, 1.9 Hz, 1 H), 2.48 (s, 3H).

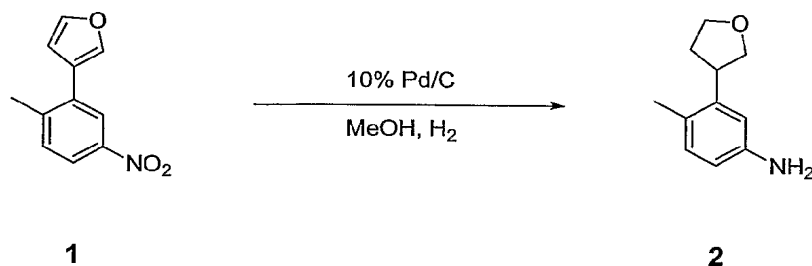
10

Example 1162Preparation of 4-Methyl-3-(3-furyl)-aniline

A suspension of 4-methyl-3-(3-furyl) nitrobenzene **1** (91 mg, 0.45 mmol) and Lindlar's catalyst (0.2mmol) in methanol was placed under an H<sub>2</sub> atmosphere and the resulting reaction was maintained overnight at rt. The reaction mixture was filtered through Celite and the remaining solids were washed with EtOAc. The combined organic portions were concentrated to provide 74 mg (0.43 mmol, 96%) of an amber residue as **2**: <sup>1</sup>H NMR (300 MHz, CD<sub>3</sub>OD) δ 7.56 (app t, *J* = 1.1 Hz, 1 H), 7.52 (dd, *J* = 1.7, 1.9 Hz, 1 H), 6.97 (d, *J* = 8.0 Hz, 1 H), 6.75 (d, *J* = 2.5 Hz, 1 H), 6.60 (m, 2 H), 2.23 (s, 3 H).

## Example 1163

## Preparation of 4-Methyl-3-(3-tetrahydrofuryl)-aniline



A suspension of 4-methyl-3-(3-furyl) nitrobenzene **1** (470 mg, 2.31 mmol) and  
 5 10% Pd/C (245 mg, 0.23 mmol) in methanol (10 mL) was placed under an H<sub>2</sub> atmosphere  
 and the resulting reaction was maintained overnight at rt. The reaction mixture was  
 filtered through Celite and the remaining solids were washed with EtOAc. The combined  
 organic portions were concentrated to provide 400 mg (2.26 mmol, 98%) of an amber  
 residue as **2**: LCMS *m/z* 178.2 (MH<sup>+</sup>), *t<sub>R</sub>* = 1.53 min.

10

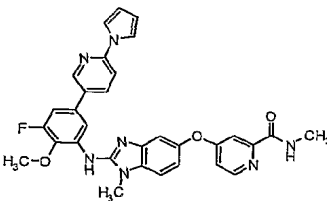
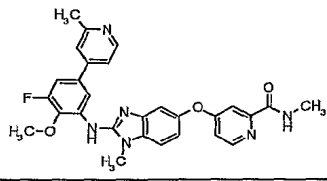
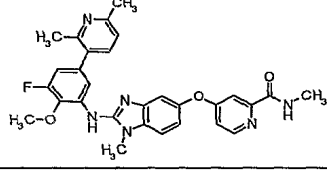
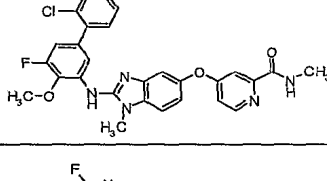
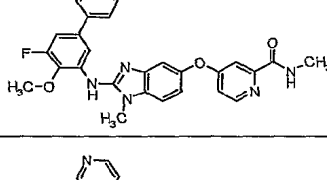
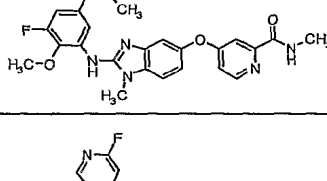
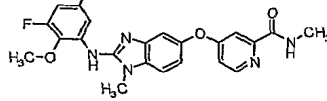
\*\*\*\*\*

Examples 1164-1400 in Table 16 below were prepared according to the  
 procedures and examples above.

Table 16

Example	Structure	Name	MH+
1164		4-((2-((3-bromo-4-fluorophenyl)amino)-1-methyl-1H-benzimidazol-5-yl)oxy)-N-methylpyridine-2-carboxamide	471.3
1165		4-((2-((4-fluoro-3-(2-fluoropyridin-4-yl)phenyl)amino)-1-methyl-1H-benzimidazol-5-yl)oxy)-N-methylpyridine-2-carboxamide	487.5
1166		4-((2-((4-fluoro-3-(6-methoxypyridin-3-yl)phenyl)amino)-1-methyl-1H-benzimidazol-5-yl)oxy)-N-methylpyridine-2-carboxamide	499.5

Example	Structure	Name	MH+
1167		4-[(2-{{4-fluoro-3-(4-methylpyridin-3-yl)phenyl}amino}-1-methyl-1H-benzimidazol-5-yl)oxy]-N-methylpyridine-2-carboxamide	483.5
1168		4-[(2-{{4-chloro-3-(5-methoxypyridin-3-yl)phenyl}amino}-1-methyl-1H-benzimidazol-5-yl)oxy]-N-methylpyridine-2-carboxamide	515.9
1169		4-[(2-{{4-chloro-3-(2,6-dimethylpyridin-3-yl)phenyl}amino}-1-methyl-1H-benzimidazol-5-yl)oxy]-N-methylpyridine-2-carboxamide	513.9
1170		4-[(2-{{4-chloro-3-(4-methylpyridin-3-yl)phenyl}amino}-1-methyl-1H-benzimidazol-5-yl)oxy]-N-methylpyridine-2-carboxamide	499.9
1171		4-[(2-{{4-chloro-3-(2-methylpyridin-4-yl)phenyl}amino}-1-methyl-1H-benzimidazol-5-yl)oxy]-N-methylpyridine-2-carboxamide	499.9
1172		4-[(2-{{3-fluoro-2-methoxy-5-(5-methoxypyridin-3-yl)phenyl}amino}-1-methyl-1H-benzimidazol-5-yl)oxy]-N-methylpyridine-2-carboxamide	529.5
1173		4-[(2-{{3-fluoro-2-methoxy-5-(6-methoxypyridin-3-yl)phenyl}amino}-1-methyl-1H-benzimidazol-5-yl)oxy]-N-methylpyridine-2-carboxamide	529.5

Example	Structure	Name	MH+
1174		4-{{2-({3-fluoro-2-methoxy-5-[6-(1H-pyrrol-1-yl)pyridin-3-yl]phenyl}amino)-1-methyl-1H-benzimidazol-5-yl}oxy}-N-methylpyridine-2-carboxamide	564.6
1175		4-[(2-{{3-fluoro-2-methoxy-5-(2-methylpyridin-4-yl)phenyl}amino)-1-methyl-1H-benzimidazol-5-yl}oxy]-N-methylpyridine-2-carboxamide	513.5
1176		4-[(2-{{5-(2,6-dimethylpyridin-3-yl)-3-fluoro-2-methoxyphenyl}amino)-1-methyl-1H-benzimidazol-5-yl}oxy]-N-methylpyridine-2-carboxamide	527.6
1177		4-[(2-{{5-(2-chloropyridin-3-yl)-3-fluoro-2-methoxyphenyl}amino)-1-methyl-1H-benzimidazol-5-yl}oxy]-N-methylpyridine-2-carboxamide	533.9
1178		4-[(2-{{3-fluoro-5-(2-fluoropyridin-4-yl)-2-methoxyphenyl}amino)-1-methyl-1H-benzimidazol-5-yl}oxy]-N-methylpyridine-2-carboxamide	517.5
1179		4-[(2-{{3-fluoro-2-methoxy-5-(4-methylpyridin-3-yl)phenyl}amino)-1-methyl-1H-benzimidazol-5-yl}oxy]-N-methylpyridine-2-carboxamide	513.5
1180		4-[(2-{{3-fluoro-5-(6-fluoropyridin-3-yl)-2-methoxyphenyl}amino)-1-methyl-1H-benzimidazol-5-yl}oxy]-N-methylpyridine-2-carboxamide	517.5

Example	Structure	Name	MH+
1181		N-methyl-4-({1-methyl-2-[(4-pyridin-2-yl-1,3-thiazol-2-yl)amino]-1H-benzimidazol-5-yl}oxy)pyridine-2-carboxamide	458.5
1182		4-({2-[(2-methoxy-5-quinolin-3-yl)phenyl]amino}-1-methyl-1H-benzimidazol-5-yl}oxy)-N-methylpyridine-2-carboxamide	531.6
1183		4-[(2-{[2-methoxy-5-(6-methoxypyridin-3-yl)phenyl]amino}-1-methyl-1H-benzimidazol-5-yl)oxy]-N-methylpyridine-2-carboxamide	511.6
1184		4-[(2-{[5-(2,6-dimethylpyridin-3-yl)-2-methoxyphenyl]amino}-1-methyl-1H-benzimidazol-5-yl)oxy]-N-methylpyridine-2-carboxamide	509.6
1185		4-[(2-{[5-(3-fluoropyridin-4-yl)-2-methoxyphenyl]amino}-1-methyl-1H-benzimidazol-5-yl)oxy]-N-methylpyridine-2-carboxamide	499.5
1186		4-[(2-{[5-(2-fluoropyridin-4-yl)-2-methoxyphenyl]amino}-1-methyl-1H-benzimidazol-5-yl)oxy]-N-methylpyridine-2-carboxamide	499.5
1187		4-({2-[(5-isoquinolin-4-yl)-2-methoxyphenyl]amino}-1-methyl-1H-benzimidazol-5-yl}oxy)-N-methylpyridine-2-carboxamide	531.6

Example	Structure	Name	MH+
1188		4-({2-[(3-bromo-4-chlorophenyl)amino]-1-methyl-1H-benzimidazol-5-yl}oxy)-N-methylpyridine-2-carboxamide	487.1
1189		4-({2-[(4-chloro-3-pyridin-4-ylphenyl)amino]-1-methyl-1H-benzimidazol-5-yl}oxy)-N-(2-pyrrolidin-1-ylethyl)pyridine-2-carboxamide	568.2
1190		4-({2-[(4-chloro-3-pyridin-3-ylphenyl)amino]-1-methyl-1H-benzimidazol-5-yl}oxy)-N-(2-pyrrolidin-1-ylethyl)pyridine-2-carboxamide	568.3
1191		4-[(2-{{4-chloro-3-(2-fluoropyridin-4-yl)phenyl}amino})-1-methyl-1H-benzimidazol-5-yl]oxy]-N-(2-pyrrolidin-1-ylethyl)pyridine-2-carboxamide	586.2
1192		4-[(2-{{4-chloro-3-(6-methoxypyridin-3-yl)phenyl}amino})-1-methyl-1H-benzimidazol-5-yl]oxy]-N-(2-pyrrolidin-1-ylethyl)pyridine-2-carboxamide	598.3
1193		N-methoxy-4-{{1-methyl-2-{{4-[(trifluoromethyl)thio]phenyl}amino)-1H-benzimidazol-5-yl}oxy}pyridine-2-carboxamide	490.1
1194		4-[(2-{{3-bromo-4-(2,2,2-trifluoroethoxy)phenyl}amino})-1-methyl-1H-benzimidazol-5-yl]oxy]-N-methylpyridine-2-carboxamide	551.0
1195		4-[(2-{{3-(6-fluoropyridin-3-yl)-4-(2,2,2-trifluoroethoxy)phenyl}amino})-1-methyl-1H-benzimidazol-5-yl]oxy]-N-methylpyridine-2-carboxamide	567.3



Example	Structure	Name	MH+
1196		N-methyl-4-[(1-methyl-2-{{3-pyridin-4-yl-4-(2,2,2-trifluoroethoxy)phenyl}amino}-1H-benzimidazol-5-yl)oxy]-pyridine-2-carboxamide	549.3
1197		4-[(2-{{3-(6-methoxypyridin-3-yl)-4-(2,2,2-trifluoroethoxy)phenyl}amino}-1-methyl-1H-benzimidazol-5-yl)oxy]-N-methylpyridine-2-carboxamide	579.3
1198		N-methyl-4-[(1-methyl-2-{{3-(2-methylpyridin-4-yl)-4-(2,2,2-trifluoroethoxy)phenyl}amino}-1H-benzimidazol-5-yl)oxy]pyridine-2-carboxamide	563.3
1199		4-[(2-{{3-isoquinolin-4-yl-4-(2,2,2-trifluoroethoxy)phenyl}amino}-1-methyl-1H-benzimidazol-5-yl)oxy]-N-methylpyridine-2-carboxamide	599.3
1200		4-[(2-{{4-(4-chloro-3-thien-3-ylphenyl)amino}-1-methyl-1H-benzimidazol-5-yl}oxy)-N-(2-pyrrolidin-1-ylethyl)pyridine-2-carboxamide	573.3
1201		N-methyl-4-[(1-methyl-2-{{3-quinolin-3-yl-4-(2,2,2-trifluoroethoxy)phenyl}amino}-1H-benzimidazol-5-yl)oxy]-pyridine-2-carboxamide	599.3
1202		N-methyl-4-[(1-methyl-2-{{3-(4-methylpyridin-3-yl)-4-(2,2,2-trifluoroethoxy)phenyl}amino}-1H-benzimidazol-5-yl)oxy]pyridine-2-carboxamide	563.3

Example	Structure	Name	MH+
1203		4-[(2-{[3-(5-methoxypyridin-3-yl)-4-(2,2,2-trifluoroethoxy)phenyl]amino}-1-methyl-1H-benzimidazol-5-yl)oxy]-N-methylpyridine-2-carboxamide	579.3
1204		N-methyl-4-[(1-methyl-2-{[3-[5-(1H-pyrrol-1-yl)pyridin-3-yl]-4-(2,2,2-trifluoroethoxy)phenyl]amino}-1H-benzimidazol-5-yl)oxy]pyridine-2-carboxamide	614.3
1205		4-[(2-{[3-(2,6-dimethylpyridin-3-yl)-4-(2,2,2-trifluoroethoxy)phenyl]amino}-1-methyl-1H-benzimidazol-5-yl)oxy]-N-methylpyridine-2-carboxamide	577.3
1206		N-methyl-4-[(1-methyl-2-{[3-(5-methyl-2-furyl)-4-(2,2,2-trifluoroethoxy)phenyl]amino}-1H-benzimidazol-5-yl)oxy]pyridine-2-carboxamide	552.2
1207		N-methyl-4-[(1-methyl-2-{[3-thien-3-yl]-4-(2,2,2-trifluoroethoxy)phenyl]amino}-1H-benzimidazol-5-yl)oxy]pyridine-2-carboxamide	554.2
1208		N-methyl-4-[(1-methyl-2-{[3-thien-2-yl]-4-(2,2,2-trifluoroethoxy)phenyl]amino}-1H-benzimidazol-5-yl)oxy]pyridine-2-carboxamide	554.3
1209		N-methyl-4-[(1-methyl-2-{[3-pyridin-3-yl]-4-(2,2,2-trifluoroethoxy)phenyl]amino}-1H-benzimidazol-5-yl)oxy]pyridine-2-carboxamide	549.3

Example	Structure	Name	MH+
1210		N-methoxy-4-([1-methyl-2-({3-[(trifluoromethyl)thio]phenyl}amino)-1H-benzimidazol-5-yl]oxy)pyridine-2-carboxamide	490.1
1211		N-methoxy-4-[(1-methyl-2-({3-(trifluoromethoxy)phenyl}amino)-1H-benzimidazol-5-yl]oxy)pyridine-2-carboxamide	474.1
1212		N-methoxy-4-[(1-methyl-2-({4-(trifluoromethoxy)phenyl}amino)-1H-benzimidazol-5-yl]oxy)pyridine-2-carboxamide	474.1
1213		N-(allyloxy)-4-[(1-methyl-2-({3-(trifluoromethoxy)phenyl}amino)-1H-benzimidazol-5-yl]oxy)pyridine-2-carboxamide	500.1
1214		N-(allyloxy)-4-[(1-methyl-2-({4-(trifluoromethoxy)phenyl}amino)-1H-benzimidazol-5-yl]oxy)pyridine-2-carboxamide	500.1
1215		N-(allyloxy)-4-([1-methyl-2-({3-[(trifluoromethyl)thio]phenyl}amino)-1H-benzimidazol-5-yl]oxy)pyridine-2-carboxamide	516.1
1216		N-(allyloxy)-4-([1-methyl-2-({4-[(trifluoromethyl)thio]phenyl}amino)-1H-benzimidazol-5-yl]oxy)pyridine-2-carboxamide	516.1
1217		N-ethoxy-4-[(1-methyl-2-({4-(trifluoromethoxy)phenyl}amino)-1H-benzimidazol-5-yl]oxy)pyridine-2-carboxamide	488.3
1218		N-ethoxy-4-([1-methyl-2-({3-[(trifluoromethyl)thio]phenyl}amino)-1H-benzimidazol-5-yl]oxy)pyridine-2-carboxamide	504.3

Example	Structure	Name	MH+
1219		N-ethoxy-4-{{1-methyl-2-({4-(trifluoromethyl)thio}phenyl)amino}-1H-benzimidazol-5-yl}oxy}pyridine-2-carboxamide	504.2
1220		N-(tert-butoxy)-4-{{1-methyl-2-{{4-(trifluoromethoxy)phenyl}amino}-1H-benzimidazol-5-yl}oxy}pyridine-2-carboxamide	516.3
1221		N-(tert-butoxy)-4-{{1-methyl-2-({3-((trifluoromethyl)thio}phenyl)amino)-1H-benzimidazol-5-yl}oxy}pyridine-2-carboxamide	532.3
1222		N-(tert-butoxy)-4-{{1-methyl-2-({4-((trifluoromethyl)thio}phenyl)amino)-1H-benzimidazol-5-yl}oxy}pyridine-2-carboxamide	532.3
1223		N-(benzyloxy)-4-{{1-methyl-2-({3-((trifluoromethyl)thio}phenyl)amino)-1H-benzimidazol-5-yl}oxy}pyridine-2-carboxamide	566.3
1224		N-(benzyloxy)-4-{{1-methyl-2-({4-((trifluoromethyl)thio}phenyl)amino)-1H-benzimidazol-5-yl}oxy}pyridine-2-carboxamide	566.2
1225		4-{{1-methyl-2-({3-((trifluoromethyl)thio}phenyl)amino)-1H-benzimidazol-5-yl}oxy}-N-phenoxypyridine-2-carboxamide	552.3
1226		4-{{1-methyl-2-({4-((trifluoromethyl)thio}phenyl)amino)-1H-benzimidazol-5-yl}oxy}-N-phenoxypyridine-2-carboxamide	552.3

Example	Structure	Name	MH+
1227		4-({2-[(4-fluoro-3-isopropylphenyl)amino]-1-methyl-1H-benzimidazol-5-yl}oxy)-N-methoxypyridine-2-carboxamide	450.3
1228		4-({2-[(3-cyclopentylphenyl)amino]-1-methyl-1H-benzimidazol-5-yl}oxy)-N-methoxypyridine-2-carboxamide	458.4
1229		N-methoxy-4-({1-methyl-2-[(3-pyridin-4-ylphenyl)amino]-1H-benzimidazol-5-yl}oxy)pyridine-2-carboxamide	467.3
1230		4-({2-[(3-cyclopentyl-4-fluorophenyl)amino]-1-methyl-1H-benzimidazol-5-yl}oxy)-N-methoxypyridine-2-carboxamide	476.3
1231		4-[(2-[[3-(2,2-dichloro-1-methylcyclopropyl)-4-methylphenyl]amino]-1-methyl-1H-benzimidazol-5-yl]oxy)-N-methoxypyridine-2-carboxamide	526.2
1232		4-({2-[(3-isopropyl-4-methylphenyl)amino]-1-methyl-1H-benzimidazol-5-yl}oxy)-N-methoxypyridine-2-carboxamide	446.3
1233		4-({2-[(3-sec-butylphenyl)amino]-1-methyl-1H-benzimidazol-5-yl}oxy)-N-methoxypyridine-2-carboxamide	446.3
1234		4-({2-[(3-tert-butylphenyl)amino]-1-methyl-1H-benzimidazol-5-yl}oxy)-N-methoxypyridine-2-carboxamide	446.3

Example	Structure	Name	MH+
1235		4-({2-[(4-ethyl-3-isopropylphenyl)amino]-1-methyl-1H-benzimidazol-5-yl}oxy)-N-methoxypyridine-2-carboxamide	460.4
1236		4-({2-[(4-tert-butylphenyl)amino]-1-methyl-1H-benzimidazol-5-yl}oxy)-N-methoxypyridine-2-carboxamide	446.3
1237		4-[(2-{[2-fluoro-5-(trifluoromethyl)phenyl]amino}-1-methyl-1H-benzimidazol-5-yl)oxy]-N-methoxypyridine-2-carboxamide	476.2
1238		4-({2-[(4-bromophenyl)amino]-1-methyl-1H-benzimidazol-5-yl}oxy)-N-methoxypyridine-2-carboxamide	468.2
1239		N-ethoxy-4-({1-methyl-2-[(3-pyridin-4-ylphenyl)amino]-1H-benzimidazol-5-yl}oxy)pyridine-2-carboxamide	481.4
1240		N-(allyloxy)-4-({1-methyl-2-[(3-pyridin-4-ylphenyl)amino]-1H-benzimidazol-5-yl}oxy)pyridine-2-carboxamide	493.3
1241		N-(tert-butoxy)-4-({1-methyl-2-[(3-pyridin-4-ylphenyl)amino]-1H-benzimidazol-5-yl}oxy)pyridine-2-carboxamide	509.4
1242		4-({1-methyl-2-[(3-pyridin-4-ylphenyl)amino]-1H-benzimidazol-5-yl}oxy)-N-phenoxy-pyridine-2-carboxamide	529.3

Example	Structure	Name	MH+
1243		N-(benzyloxy)-4-({1-methyl-2-[(3-pyridin-4-ylphenyl)amino]-1H-benzimidazol-5-yl}oxy)pyridine-2-carboxamide	543.3
1244		N-isobutoxy-4-{{1-methyl-2-({3-[(trifluoromethyl)thio]phenyl}amino)-1H-benzimidazol-5-yl}oxy}pyridine-2-carboxamide	532.1
1245		N-isobutoxy-4-{{1-methyl-2-({4-[(trifluoromethyl)thio]phenyl}amino)-1H-benzimidazol-5-yl}oxy}pyridine-2-carboxamide	532.1
1246		4-({2-[(4-isopropoxy-3-pyridin-4-ylphenyl)amino]-1-methyl-1H-benzimidazol-5-yl}oxy)-N-methylpyridine-2-carboxamide	509.4
1247		4-({2-[(4-isopropoxy-3-pyridin-3-ylphenyl)amino]-1-methyl-1H-benzimidazol-5-yl}oxy)-N-methylpyridine-2-carboxamide	509.4
1248		4-[(2-{{3-[(6-fluoropyridin-3-yl)-4-isopropoxyphenyl]amino}-1-methyl-1H-benzimidazol-5-yl}oxy)]-N-methylpyridine-2-carboxamide	527.4
1249		4-({2-[(4-isopropoxy-3-quinolin-3-ylphenyl)amino]-1-methyl-1H-benzimidazol-5-yl}oxy)-N-methylpyridine-2-carboxamide	559.4
1250		4-({2-[(4-isopropoxy-3-thien-2-ylphenyl)amino]-1-methyl-1H-benzimidazol-5-yl}oxy)-N-methylpyridine-2-carboxamide	514.3

Example	Structure	Name	MH+
1251		4-({2-[(4-isopropoxy-3-thien-3-yl)phenyl]amino}-1-methyl-1H-benzimidazol-5-yl)oxy)-N-methylpyridine-2-carboxamide	514.3
1252		4-[(2-{[4-isopropoxy-3-(4-methylpyridin-3-yl)phenyl]amino}-1-methyl-1H-benzimidazol-5-yl)oxy]-N-methylpyridine-2-carboxamide	523.4
1253		4-[(2-{[4-isopropoxy-3-(5-methoxypyridin-3-yl)phenyl]amino}-1-methyl-1H-benzimidazol-5-yl)oxy]-N-methylpyridine-2-carboxamide	539.4
1254		4-[(2-{[4-isopropoxy-3-(6-methoxypyridin-3-yl)phenyl]amino}-1-methyl-1H-benzimidazol-5-yl)oxy]-N-methylpyridine-2-carboxamide	539.5
1255		4-({2-[(3-cyclopentyl-4-methylphenyl)amino]-1-methyl-1H-benzimidazol-5-yl)oxy)-N-(2-hydroxyethyl)pyridine-2-carboxamide	486.6
1256		4-({2-[(3-cyclopentyl-4-methylphenyl)amino]-1-methyl-1H-benzimidazol-5-yl)oxy)-N-{2-[(methylsulfonyl)amino]ethyl}pyridine-2-carboxamide	563.7
1257		4-({2-[(3-cyclopentyl-4-methylphenyl)amino]-1-methyl-1H-benzimidazol-5-yl)oxy)pyridine-2-carboxamide	442.5
1258		4-({2-[(3-cyclopentyl-4-methylphenyl)amino]-1-methyl-1H-benzimidazol-5-yl)oxy)-N-methylpyridine-2-carboxamide	456.5



Example	Structure	Name	MH+
1259		4-({2-[(3-cyclopentyl-4-methylphenyl)-amino]-1-methyl-1H-benzimidazol-5-yl}oxy)-N-(1-isopropylazetidin-3-yl)pyridine-2-carboxamide	539.7
1260		4-({2-[(3-cyclopentyl-4-fluorophenyl)-amino]-1-methyl-1H-benzimidazol-5-yl}oxy)-N-(2-hydroxyethyl)pyridine-2-carboxamide	490.5
1261		4-({2-[(3-cyclopentyl-4-fluorophenyl)-amino]-1-methyl-1H-benzimidazol-5-yl}oxy)-N-{2-[(isopropylsulfonyl)-amino]ethyl}pyridine-2-carboxamide	595.7
1262		4-({2-[(3-cyclopentyl-4-fluorophenyl)-amino]-1-methyl-1H-benzimidazol-5-yl}oxy)-N-methylpyridine-2-carboxamide	460.5
1263		4-({2-[(3-cyclopentyl-4-fluorophenyl)-amino]-1-methyl-1H-benzimidazol-5-yl}oxy)-N-(1-isopropylazetidin-3-yl)pyridine-2-carboxamide	543.7
1264		4-({2-[(3-cyclopentyl-4-fluorophenyl)-amino]-1-methyl-1H-benzimidazol-5-yl}oxy)-N-[3-(2-oxopyrrolidin-1-yl)propyl]pyridine-2-carboxamide	571.7
1265		4-({2-[(3-cyclopentyl-4-fluorophenyl)-amino]-1-methyl-1H-benzimidazol-5-yl}oxy)-N-{2-[(methylsulfonyl)amino]ethyl}pyridine-2-carboxamide	567.7
1266		4-({2-[(3-cyclopentyl-4-fluorophenyl)-amino]-1-methyl-1H-benzimidazol-5-yl}oxy)-N-(2-{[(1-methyl-1H-imidazol-4-yl)sulfonyl]amino}ethyl)pyridine-2-carboxamide	633.7

Example	Structure	Name	MH+
1267		4-({2-[(3-cyclopentyl-4-fluorophenyl)amino]-1-methyl-1H-benzimidazol-5-yl}oxy)-N-(1-isopropylpiperidin-4-yl)pyridine-2-carboxamide	571.7
1268		4-({2-[(3-cyclopentyl-4-fluorophenyl)amino]-1-methyl-1H-benzimidazol-5-yl}oxy)pyridine-2-carboxamide	446.5
1269		4-({2-[(3-isopropyl-4-methylphenyl)amino]-1-methyl-1H-benzimidazol-5-yl}oxy)-N-methylpyridine-2-carboxamide	430.5
1270		N-(1-isopropylazetidin-3-yl)-4-({2-[(3-isopropyl-4-methylphenyl)amino]-1-methyl-1H-benzimidazol-5-yl}oxy)pyridine-2-carboxamide	513.7
1271		4-({2-[(3-isopropyl-4-methylphenyl)amino]-1-methyl-1H-benzimidazol-5-yl}oxy)-N-[3-(2-oxopyrrolidin-1-yl)propyl]pyridine-2-carboxamide	541.7
1272		4-({2-[(3-isopropyl-4-methylphenyl)amino]-1-methyl-1H-benzimidazol-5-yl}oxy)-N-(2-pyrrolidin-1-ylethyl)pyridine-2-carboxamide	513.7
1273		4-({2-[(3-isopropyl-4-methylphenyl)amino]-1-methyl-1H-benzimidazol-5-yl}oxy)-N-[2-(4-methylpiperazin-1-yl)ethyl]pyridine-2-carboxamide	542.7
1274		4-({2-[(3-isopropyl-4-methylphenyl)amino]-1-methyl-1H-benzimidazol-5-yl}oxy)-N-(2-morpholin-4-ylethyl)pyridine-2-carboxamide	529.7
1275		N-[2-(acetylamino)ethyl]-4-({2-[(3-isopropyl-4-methylphenyl)amino]-1-methyl-1H-benzimidazol-5-yl}oxy)pyridine-2-carboxamide	501.6

Example	Structure	Name	MH+
1276		4-({2-[(3-isopropyl-4-methylphenyl)-amino]-1-methyl-1H-benzimidazol-5-yl}oxy)-N-{2-[(isopropylsulfonyl)-amino]ethyl}pyridine-2-carboxamide	565.7
1277		N-(2-hydroxyethyl)-4-({2-[(3-isopropyl-4-methylphenyl)amino]-1-methyl-1H-benzimidazol-5-yl}oxy)pyridine-2-carboxamide	460.5
1278		4-({2-[(3-isopropyl-4-methylphenyl)-amino]-1-methyl-1H-benzimidazol-5-yl}oxy)-N-(2-methoxyethyl)pyridine-2-carboxamide	474.6
1279		4-({2-[(3-isopropyl-4-methylphenyl)-amino]-1-methyl-1H-benzimidazol-5-yl}oxy)-N-[3-(4-methylpiperazin-1-yl)-propyl]pyridine-2-carboxamide	556.7
1280		N-[3-(1H-imidazol-1-yl)propyl]-4-({2-[(3-isopropyl-4-methylphenyl)amino]-1-methyl-1H-benzimidazol-5-yl}oxy)-pyridine-2-carboxamide	524.6
1281		4-({2-[(3-isopropyl-4-methylphenyl)-amino]-1-methyl-1H-benzimidazol-5-yl}oxy)-N-[2-(2-oxoimidazolidin-1-yl)-ethyl]pyridine-2-carboxamide	528.6
1282		4-({2-[(3-isopropyl-4-methylphenyl)-amino]-1-methyl-1H-benzimidazol-5-yl}oxy)pyridine-2-carboxamide	416.5
1283		4-({2-[(4-ethyl-3-isopropylphenyl)-amino]-1-methyl-1H-benzimidazol-5-yl}oxy)-N-methylpyridine-2-carboxamide	444.5
1284		4-({2-[(4-ethyl-3-isopropylphenyl)-amino]-1-methyl-1H-benzimidazol-5-yl}oxy)-N-(1-isopropylazetidin-3-yl)-pyridine-2-carboxamide	527.7

Example	Structure	Name	MH+
1285		4-({2-[(4-ethyl-3-isopropylphenyl)amino]-1-methyl-1H-benzimidazol-5-yl}oxy)-N-[3-(2-oxopyrrolidin-1-yl)propyl]pyridine-2-carboxamide	555.7
1286		4-({2-[(4-ethyl-3-isopropylphenyl)amino]-1-methyl-1H-benzimidazol-5-yl}oxy)-N-(2-pyrrolidin-1-ylethyl)pyridine-2-carboxamide	527.7
1287		4-({2-[(4-ethyl-3-isopropylphenyl)amino]-1-methyl-1H-benzimidazol-5-yl}oxy)-N-[2-(4-methylpiperazin-1-yl)ethyl]pyridine-2-carboxamide	556.7
1288		4-({2-[(4-ethyl-3-isopropylphenyl)amino]-1-methyl-1H-benzimidazol-5-yl}oxy)-N-(2-morpholin-4-ylethyl)pyridine-2-carboxamide	543.7
1289		N-[2-(acetylamino)ethyl]-4-({2-[(4-ethyl-3-isopropylphenyl)amino]-1-methyl-1H-benzimidazol-5-yl}oxy)pyridine-2-carboxamide	515.6
1290		4-({2-[(4-ethyl-3-isopropylphenyl)amino]-1-methyl-1H-benzimidazol-5-yl}oxy)-N-{2-[(isopropylsulfonyl)amino]ethyl}pyridine-2-carboxamide	579.7
1291		4-({2-[(4-ethyl-3-isopropylphenyl)amino]-1-methyl-1H-benzimidazol-5-yl}oxy)-N-(2-hydroxyethyl)pyridine-2-carboxamide	474.6
1292		4-({2-[(4-ethyl-3-isopropylphenyl)amino]-1-methyl-1H-benzimidazol-5-yl}oxy)-N-(2-methoxyethyl)pyridine-2-carboxamide	488.6
1293		4-({2-[(4-ethyl-3-isopropylphenyl)amino]-1-methyl-1H-benzimidazol-5-yl}oxy)-N-[3-(4-methylpiperazin-1-yl)propyl]pyridine-2-carboxamide	570.8
1294		4-({2-[(4-ethyl-3-isopropylphenyl)amino]-1-methyl-1H-benzimidazol-5-yl}oxy)-N-[3-(1H-imidazol-1-yl)propyl]pyridine-2-carboxamide	538.7

Example	Structure	Name	MII+
1295		4-({2-[(4-ethyl-3-isopropylphenyl)amino]-1-methyl-1H-benzimidazol-5-yl}oxy)-N-[2-(2-oxoimidazolidin-1-yl)ethyl]pyridine-2-carboxamide	542.7
1296		4-({2-[(4-fluoro-3-isopropylphenyl)amino]-1-methyl-1H-benzimidazol-5-yl}oxy)-N-methoxypyridine-2-carboxamide	450.5
1297		4-({2-[(4-fluoro-3-isopropylphenyl)amino]-1-methyl-1H-benzimidazol-5-yl}oxy)-N-methylpyridine-2-carboxamide	434.5
1298		4-({2-[(4-fluoro-3-isopropylphenyl)amino]-1-methyl-1H-benzimidazol-5-yl}oxy)-N-(1-isopropylpiperidin-4-yl)pyridine-2-carboxamide	545.7
1299		4-({2-[(4-fluoro-3-isopropylphenyl)amino]-1-methyl-1H-benzimidazol-5-yl}oxy)-N-(1-isopropylazetidin-3-yl)pyridine-2-carboxamide	517.6
1300		4-({2-[(4-fluoro-3-isopropylphenyl)amino]-1-methyl-1H-benzimidazol-5-yl}oxy)-N-[3-(2-oxopyrrolidin-1-yl)propyl]pyridine-2-carboxamide	545.6
1301		4-({2-[(4-fluoro-3-isopropylphenyl)amino]-1-methyl-1H-benzimidazol-5-yl}oxy)-N-(2-pyrrolidin-1-ylethyl)pyridine-2-carboxamide	517.6
1302		4-({2-[(4-fluoro-3-isopropylphenyl)amino]-1-methyl-1H-benzimidazol-5-yl}oxy)-N-[2-(4-methylpiperazin-1-yl)ethyl]pyridine-2-carboxamide	546.7
1303		4-({2-[(4-fluoro-3-isopropylphenyl)amino]-1-methyl-1H-benzimidazol-5-yl}oxy)-N-(2-morpholin-4-ylethyl)pyridine-2-carboxamide	533.6

Example	Structure	Name	MH+
1304		4-({2-[(4-fluoro-3-isopropylphenyl)amino]-1-methyl-1H-benzimidazol-5-yl}oxy)-N-{2-[(isopropylsulfonyl)amino]ethyl}pyridine-2-carboxamide	569.7
1305		4-({2-[(4-fluoro-3-isopropylphenyl)amino]-1-methyl-1H-benzimidazol-5-yl}oxy)-N-(2-hydroxyethyl)pyridine-2-carboxamide	464.5
1306		4-({2-[(4-fluoro-3-isopropylphenyl)amino]-1-methyl-1H-benzimidazol-5-yl}oxy)-N-(2-methoxyethyl)pyridine-2-carboxamide	478.5
1307		4-({2-[(4-fluoro-3-isopropylphenyl)amino]-1-methyl-1H-benzimidazol-5-yl}oxy)-N-[3-(4-methylpiperazin-1-yl)propyl]pyridine-2-carboxamide	560.7
1308		4-({2-[(4-fluoro-3-isopropylphenyl)amino]-1-methyl-1H-benzimidazol-5-yl}oxy)-N-[3-(1H-imidazol-1-yl)propyl]pyridine-2-carboxamide	528.6
1309		4-({2-[(4-fluoro-3-isopropylphenyl)amino]-1-methyl-1H-benzimidazol-5-yl}oxy)-N-[2-(2-oxoimidazolidin-1-yl)ethyl]pyridine-2-carboxamide	532.6
1310		4-({2-[(4-fluoro-3-isopropylphenyl)amino]-1-methyl-1H-benzimidazol-5-yl}oxy)pyridine-2-carboxamide	420.5
1311		4-[(2-{{3-isopropyl-4-(trifluoromethoxy)phenyl}amino}-1-methyl-1H-benzimidazol-5-yl)oxy]-N-methylpyridine-2-carboxamide	500.5
1312		N-(1-isopropylazetid-3-yl)-4-[(2-{{3-isopropyl-4-(trifluoromethoxy)phenyl}amino}-1-methyl-1H-benzimidazol-5-yl)oxy]pyridine-2-carboxamide	583.6

Example	Structure	Name	MH+
1313		4-[(2-{[3-isopropyl-4-(trifluoromethoxy)phenyl]amino}-1-methyl-1H-benzimidazol-5-yl)oxy]-N-[3-(2-oxopyrrolidin-1-yl)propyl]pyridine-2-carboxamide	611.6
1314		4-[(2-{[3-isopropyl-4-(trifluoromethoxy)phenyl]amino}-1-methyl-1H-benzimidazol-5-yl)oxy]-N-(2-pyrrolidin-1-ylethyl)pyridine-2-carboxamide	583.6
1315		4-[(2-{[3-isopropyl-4-(trifluoromethoxy)phenyl]amino}-1-methyl-1H-benzimidazol-5-yl)oxy]-N-[2-(4-methylpiperazin-1-yl)ethyl]pyridine-2-carboxamide	612.7
1316		N-[2-(acetamino)ethyl]-4-[(2-{[3-isopropyl-4-(trifluoromethoxy)phenyl]amino}-1-methyl-1H-benzimidazol-5-yl)oxy]pyridine-2-carboxamide	571.6
1317		N-{2-[(isopropylsulfonyl)amino]ethyl}-4-[(2-{[3-isopropyl-4-(trifluoromethoxy)phenyl]amino}-1-methyl-1H-benzimidazol-5-yl)oxy]pyridine-2-carboxamide	635.7
1318		N-(2-hydroxyethyl)-4-[(2-{[3-isopropyl-4-(trifluoromethoxy)phenyl]amino}-1-methyl-1H-benzimidazol-5-yl)oxy]pyridine-2-carboxamide	530.5
1319		4-[(2-{[3-isopropyl-4-(trifluoromethoxy)phenyl]amino}-1-methyl-1H-benzimidazol-5-yl)oxy]-N-(2-methoxyethyl)pyridine-2-carboxamide	544.5
1320		4-[(2-{[3-isopropyl-4-(trifluoromethoxy)phenyl]amino}-1-methyl-1H-benzimidazol-5-yl)oxy]-N-[3-(4-methylpiperazin-1-yl)propyl]pyridine-2-carboxamide	626.7
1321		4-[(2-{[3-isopropyl-4-(trifluoromethoxy)phenyl]amino}-1-methyl-1H-benzimidazol-5-yl)oxy]-N-[2-(2-oxoimidazolidin-1-yl)ethyl]pyridine-2-carboxamide	598.6

Example	Structure	Name	MH+
1322		4-[(2-{{3-(2-methoxypyridin-4-yl)-4-methylphenyl}amino)-1-methyl-1H-benzimidazol-5-yl]oxy]-N-methylpyridine-2-carboxamide	495.6
1323		4-{{2-[(3-isopropylphenyl)amino]-1,3-benzoxazol-5-yl}oxy}-N-methylpyridine-2-carboxamide	403.5
1324		N-methyl-4-{{2-[(4-methyl-3-pyridin-3-ylphenyl)amino]-1H-benzimidazol-5-yl}oxy}pyridine-2-carboxamide	451.5
1325		4-{{6-methoxy-1-methyl-2-[(4-methyl-3-pyridin-3-ylphenyl)amino]-1H-benzimidazol-5-yl}oxy}-N-methylpyridine-2-carboxamide	495.6
1326		4-{{2-{{3-[2-(ethylamino)pyridin-4-yl]-4-methylphenyl}amino)-1-methyl-1H-benzimidazol-5-yl]oxy}-N-methylpyridine-2-carboxamide	508.6
1327		4-[(2-{{3-(2-fluoropyridin-3-yl)-4-methylphenyl}amino)-1-methyl-1H-benzimidazol-5-yl]oxy]-N-methylpyridine-2-carboxamide	483.5
1328		4-[(2-{{3-(2-fluoropyridin-3-yl)-4-methylphenyl}amino)-1H-benzimidazol-5-yl]oxy]-N-methylpyridine-2-carboxamide	469.5
1329		4-[(2-{{3-(2-fluoropyridin-3-yl)-4-methylphenyl}amino)-6-methoxy-1-methyl-1H-benzimidazol-5-yl]oxy]-N-methylpyridine-2-carboxamide	513.5
1330		N-methyl-4-[(2-{{3-(2-pyrrolidin-1-ylethyl)phenyl}amino)-1H-benzimidazol-5-yl]oxy]pyridine-2-carboxamide	457.5
1331		4-[(6-methoxy-1-methyl-2-{{3-(2-pyrrolidin-1-ylethyl)phenyl}amino)-1H-benzimidazol-5-yl]oxy]-N-methylpyridine-2-carboxamide	501.6
1332		N-methyl-4-[(2-{{3-(2-morpholin-4-ylethyl)phenyl}amino)-1H-benzimidazol-5-yl]oxy]pyridine-2-carboxamide	473.5



Example	Structure	Name	MH+
1333		N-methyl-4-[(1-methyl-2-{{3-(2-morpholin-4-ylethyl)phenyl}amino}-1H-benzimidazol-5-yl)oxy]pyridine-2-carboxamide	487.6
1334		4-[(6-methoxy-1-methyl-2-{{3-(2-morpholin-4-ylethyl)phenyl}amino}-1H-benzimidazol-5-yl)oxy]-N-methylpyridine-2-carboxamide	517.6
1335		N-methyl-4-[(2-{{3-(2-piperidin-1-ylethyl)phenyl}amino}-1H-benzimidazol-5-yl)oxy]pyridine-2-carboxamide	471.6
1336		N-methyl-4-[(1-methyl-2-{{3-(2-piperidin-1-ylethyl)phenyl}amino}-1H-benzimidazol-5-yl)oxy]pyridine-2-carboxamide	485.6
1337		4-[(6-methoxy-1-methyl-2-{{3-(2-piperidin-1-ylethyl)phenyl}amino}-1H-benzimidazol-5-yl)oxy]-N-methylpyridine-2-carboxamide	515.6
1338		N-(1-isopropylazetid-3-yl)-4-((1-methyl-2-[(3-pyridin-4-ylphenyl)amino]-1H-benzimidazol-5-yl)oxy)pyridine-2-carboxamide	534.6
1339		N-(1-methylpiperidin-4-yl)-4-((1-methyl-2-[(3-pyridin-4-ylphenyl)amino]-1H-benzimidazol-5-yl)oxy)pyridine-2-carboxamide	534.6
1340		N-[2-(2,6-dimethylpiperidin-1-yl)ethyl]-4-((1-methyl-2-[(3-pyridin-4-ylphenyl)amino]-1H-benzimidazol-5-yl)oxy)pyridine-2-carboxamide	576.7
1341		4-((2-[(3-tert-butylphenyl)amino]-1-methyl-1H-benzimidazol-5-yl)oxy)-N-(1-methylpiperidin-4-yl)pyridine-2-carboxamide	513.7
1342		4-((2-[(3-tert-butylphenyl)amino]-1-methyl-1H-benzimidazol-5-yl)oxy)-N-[2-(2,6-dimethylpiperidin-1-yl)ethyl]pyridine-2-carboxamide	555.7

Example	Structure	Name	MH+
1343		4-({2-[(3-tert-butylphenyl)amino]-1-methyl-1H-benzimidazol-5-yl}oxy)-N-(1-isopropylpiperidin-4-yl)pyridine-2-carboxamide	541.7
1344		N-(1-isopropylpiperidin-4-yl)-4-({1-methyl-2-[(3-pyridin-4-ylphenyl)amino]-1H-benzimidazol-5-yl}oxy)pyridine-2-carboxamide	562.7
1345		4-({2-[(4-fluoro-3-pyrrolidin-1-ylphenyl)amino]-1-methyl-1H-benzimidazol-5-yl}oxy)-N-methylpyridine-2-carboxamide	461.5
1346		N-methyl-4-[(1-methyl-2-{{3-(1-methyl-1H-pyrazol-3-yl)phenyl}amino)-1H-benzimidazol-5-yl}oxy]pyridine-2-carboxamide	454.5
1347		4-({2-[(3-bromo-4-tert-butylphenyl)amino]-1-methyl-1H-benzimidazol-5-yl}oxy)-N-methylpyridine-2-carboxamide	509.4
1348		N-methyl-4-[(1-methyl-2-{{3-(1H-pyrazol-3-yl)phenyl}amino)-1H-benzimidazol-5-yl}oxy]pyridine-2-carboxamide	440.5
1349		4-({2-[(4-bromo-3-tert-butylphenyl)amino]-1-methyl-1H-benzimidazol-5-yl}oxy)-N-methylpyridine-2-carboxamide	509.4
1350		4-({2-[(4-bromophenyl)amino]-1-methyl-1H-benzimidazol-5-yl}oxy)-N-[2-(2,6-dimethylpiperidin-1-yl)ethyl]pyridine-2-carboxamide	578.5
1351		N-(1-methylpiperidin-4-yl)-4-[(1-methyl-2-{{4-(trifluoromethyl)phenyl}amino)-1H-benzimidazol-5-yl}oxy]pyridine-2-carboxamide	525.5
1352		N-(1-isopropylpiperidin-4-yl)-4-[(1-methyl-2-{{4-(trifluoromethyl)phenyl}amino)-1H-benzimidazol-5-yl}oxy]pyridine-2-carboxamide	553.6

Example	Structure	Name	MH+
1353		N-(1-isopropylazetidin-3-yl)-4-[(1-methyl-2-{{4-(trifluoromethyl)phenyl}amino}-1H-benzimidazol-5-yl)oxy]pyridine-2-carboxamide	525.5
1354		N-[2-(2,6-dimethylpiperidin-1-yl)ethyl]-4-[(1-methyl-2-{{4-(trifluoromethyl)phenyl}amino}-1H-benzimidazol-5-yl)oxy]pyridine-2-carboxamide	567.6
1355		4-[(1-methyl-2-{{4-(trifluoromethyl)phenyl}amino}-1H-benzimidazol-5-yl)oxy]pyridine-2-carboxamide	428.4
1356		4-{{2-[[3-isopropylphenyl]amino]-1-methyl-1H-benzimidazol-5-yl}oxy}pyridine-2-carboxamide	402.5
1357		N-[2-(2,6-dimethylpiperidin-1-yl)ethyl]-4-{{2-[[3-(2-fluoropyridin-4-yl)-4-methylphenyl]amino]-1-methyl-1H-benzimidazol-5-yl}oxy}pyridine-2-carboxamide	608.7
1358		4-{{2-[[3-(2-fluoropyridin-4-yl)-4-methylphenyl]amino]-1-methyl-1H-benzimidazol-5-yl}oxy}pyridine-2-carboxamide	469.5
1359		4-{{2-[[4-chloro-3-(2-fluoropyridin-3-yl)phenyl]amino]-1-methyl-1H-benzimidazol-5-yl}oxy}-N-methylpyridine-2-carboxamide	503.9
1360		N-methyl-4-[(1-methyl-2-{{3-pyridin-3-yl-4-(trifluoromethoxy)phenyl}amino}-1H-benzimidazol-5-yl)oxy]pyridine-2-carboxamide	535.5
1361		4-{{2-[[3-(acetamino)-4-chlorophenyl]amino]-1-methyl-1H-benzimidazol-5-yl}oxy}-N-methylpyridine-2-carboxamide	465.9

Example	Structure	Name	MH+
1362		4-({2-[(4-bromo-3-tert-butylphenyl)amino]-1-methyl-1H-benzimidazol-5-yl}oxy)-N-(1-isopropylazetidin-3-yl)pyridine-2-carboxamide	592.6
1363		4-({2-[(4-bromo-3-tert-butylphenyl)amino]-1-methyl-1H-benzimidazol-5-yl}oxy)-N-(1-methylpiperidin-4-yl)pyridine-2-carboxamide	592.6
1364		4-({2-[(4-bromo-3-tert-butylphenyl)amino]-1-methyl-1H-benzimidazol-5-yl}oxy)-N-[2-(2,6-dimethylpiperidin-1-yl)ethyl]pyridine-2-carboxamide	634.6
1365		4-({2-[(3-tert-butylphenyl)amino]-1-methyl-1H-benzimidazol-5-yl}oxy)pyridine-2-carboxamide	416.5
1366		4-[(2-{[2-fluoro-5-(trifluoromethyl)phenyl]amino}-1-methyl-1H-benzimidazol-5-yl)oxy]pyridine-2-carboxamide	446.4
1367		4-[(2-{[2-chloro-5-(trifluoromethyl)phenyl]amino}-1-methyl-1H-benzimidazol-5-yl)oxy]pyridine-2-carboxamide	462.8
1368		4-({2-[(4-ethylphenyl)amino]-1-methyl-1H-benzimidazol-5-yl}oxy)pyridine-2-carboxamide	388.4
1369		4-({1-methyl-2-({3-[(trifluoromethyl)thio]phenyl}amino)-1H-benzimidazol-5-yl}oxy)pyridine-2-carboxamide	460.5
1370		4-({2-[(4-isopropylphenyl)amino]-1-methyl-1H-benzimidazol-5-yl}oxy)pyridine-2-carboxamide	402.5

Example	Structure	Name	MH+
1371		4-({2-[(4-isopropyl-3-methylphenyl)amino]-1-methyl-1H-benzimidazol-5-yl}oxy)-N-methylpyridine-2-carboxamide	430.5
1372		4-({2-[(4-isopropyl-3-methylphenyl)amino]-1-methyl-1H-benzimidazol-5-yl}oxy)pyridine-2-carboxamide	416.5
1373		4-({2-[(3-tert-butyl-4-chlorophenyl)amino]-1-methyl-1H-benzimidazol-5-yl}oxy)pyridine-2-carboxamide	450.9
1374		4-({2-[(4-bromo-3-tert-butylphenyl)amino]-1-methyl-1H-benzimidazol-5-yl}oxy)pyridine-2-carboxamide	495.4
1375		4-({1-ethyl-2-[(3-pyridin-4-ylphenyl)amino]-1H-benzimidazol-5-yl}oxy)-N-methylpyridine-2-carboxamide	465.5
1376		4-[(1-ethyl-2-[[3-(2-fluoropyridin-4-yl)phenyl]amino]-1H-benzimidazol-5-yl]oxy]-N-methylpyridine-2-carboxamide	483.5
1377		4-[(1-ethyl-2-[[3-(2-methoxypyridin-4-yl)-4-methylphenyl]amino]-1H-benzimidazol-5-yl]oxy]-N-methylpyridine-2-carboxamide	509.6
1378		4-({2-[(4-chloro-3-pyridin-4-ylphenyl)amino]-1-ethyl-1H-benzimidazol-5-yl}oxy)-N-methylpyridine-2-carboxamide	500.0

Example	Structure	Name	MH+
1379		4-({1-methyl-2-[(3-pyridin-4-ylphenyl)amino]-1H-benzimidazol-5-yl}oxy)pyridine-2-carboxamide	437.5
1380		4-({2-[(4-chloro-3-pyridin-4-ylphenyl)amino]-1-methyl-1H-benzimidazol-5-yl}oxy)pyridine-2-carboxamide	471.9
1381		4-({2-[(4-chloro-3-thien-3-ylphenyl)amino]-1-methyl-1H-benzimidazol-5-yl}oxy)-N-methylpyridine-2-carboxamide	491.0
1382		4-({2-[(4-chloro-3-thien-2-ylphenyl)amino]-1-methyl-1H-benzimidazol-5-yl}oxy)-N-methylpyridine-2-carboxamide	491.0
1383		4-({1-methyl-2-[(4-methyl-3-thien-2-ylphenyl)amino]-1H-benzimidazol-5-yl}oxy)-N-(1-methylpiperidin-4-yl)pyridine-2-carboxamide	553.7
1384		N-[2-(2,6-dimethylpiperidin-1-yl)ethyl]-4-({1-methyl-2-[(4-methyl-3-thien-2-ylphenyl)amino]-1H-benzimidazol-5-yl}oxy)pyridine-2-carboxamide	595.8
1385		4-({1-methyl-2-[(4-methyl-3-pyridin-3-ylphenyl)amino]-1H-benzimidazol-5-yl}oxy)pyridine-2-carboxamide	451.5
1386		4-({2-[(4-chloro-3-thien-2-ylphenyl)amino]-1-methyl-1H-benzimidazol-5-yl}oxy)pyridine-2-carboxamide	477.0
1387		4-[(2-{{3-(2-methoxypyridin-4-yl)-4-methylphenyl}amino})-1-methyl-1H-benzimidazol-5-yl]oxy]pyridine-2-carboxamide	481.5

Example	Structure	Name	MH+
1388		4-({1-methyl-2-[(4-methyl-3-thien-2-yl)phenyl]amino}-1H-benzimidazol-5-yl)-oxy)pyridine-2-carboxamide	456.5
1389		4-[(2-{{4-bromo-2-(trifluoromethoxy)phenyl}amino}-1-methyl-1H-benzimidazol-5-yl)oxy]pyridine-2-carboxamide	523.3
1390		4-({2-[(3-ethylphenyl)amino]-1-methyl-1H-benzimidazol-5-yl)oxy)pyridine-2-carboxamide	388.4
1391		N-1H-imidazol-2-yl-4-({2-[(3-isopropylphenyl)amino]-1-methyl-1H-benzimidazol-5-yl)oxy)pyridine-2-carboxamide	468.3
1392		4-[(2-{{4-chloro-2-(trifluoromethoxy)phenyl}amino}-1-methyl-1H-benzimidazol-5-yl)oxy]-N-methylpyridine-2-carboxamide	492.2
1393		4-[(2-{{[3-(3-furyl)-4-methylphenyl]amino}-1-methyl-1H-benzimidazol-5-yl)oxy]-N-methylpyridine-2-carboxamide	454.3
1394		N-methyl-4-({1-methyl-2-[(4-methyl-3-tetrahydrofuran-3-yl)phenyl]amino}-1H-benzimidazol-5-yl)oxy)pyridine-2-carboxamide	458.3
1395		N-methyl-4-({1-methyl-2-[(4-methyl-3-tetrahydrofuran-2-yl)phenyl]amino}-1H-benzimidazol-5-yl)oxy)pyridine-2-carboxamide	458.3

Example	Structure	Name	MH+
1396		4-[(2-{[3-(2-furyl)-4-methylphenyl]-amino}-1-methyl-1H-benzimidazol-5-yl)oxy]-N-methylpyridine-2-carboxamide	454.3
1397		4-[(2-{[4-chloro-3-(3-furyl)phenyl]-amino}-1-methyl-1H-benzimidazol-5-yl)oxy]-N-methylpyridine-2-carboxamide	474.3
1398		4-[(2-{[4-fluoro-3-(3-furyl)phenyl]-amino}-1-methyl-1H-benzimidazol-5-yl)oxy]-N-methylpyridine-2-carboxamide	458.3
1399		4-({2-[(4-fluoro-3-tetrahydrofuran-3-yl)phenyl]amino}-1-methyl-1H-benzimidazol-5-yl)oxy)-N-methylpyridine-2-carboxamide	462.3
1400		4-({2-[(4-fluoro-3-tetrahydrofuran-2-yl)phenyl]amino}-1-methyl-1H-benzimidazol-5-yl)oxy)-N-methylpyridine-2-carboxamide	462.3

Example 1401Raf/Mek Filtration AssayBuffers

- 5 Assay buffer: 50 mM Tris, pH 7.5, 15 mM MgCl<sub>2</sub>, 0.1 mM EDTA, 1 mM DTT  
 Wash buffer: 25 mM Hepes, pH 7.4, 50 mM sodium pyrophosphate, 500 mM NaCl

Stop reagent: 30 mM EDTA

Materials

- 10 Raf, active: Upstate Biotech #14-352  
 Mek, inactive: Upstate Biotech #14-205  
<sup>33</sup>P-ATP: NEN Perkin Elmer #NEG 602 h



96 well assay plates: Falcon U-bottom polypropylene plates #35-1190  
Filter apparatus: Millipore #MAVM 096 OR  
96 well filtration plates: Millipore Immobilon 1 #MAIP NOB  
Scintillation fluid: Wallac OptiPhase "SuperMix" #1200-439

5 Assay conditions

Raf approximately 120 pM  
Mek approximately 60 nM  
<sup>33</sup>P-ATP 100 nM  
Reaction time 45-60 minutes at room temperature

10 Assay protocol

Raf and Mek were combined at 2X final concentrations in assay buffer (50 mM Tris, pH 7.5, 15 mM MgCl<sub>2</sub>, 0.1 mM EDTA and 1 mM DTT) and dispensed 15 µl per well in polypropylene assay plates (Falcon U-bottom polypropylene 96 well assay plates #35-1190. Background levels are determined in wells containing Mek and DMSO  
15 without Raf.

To the Raf/Mek containing wells was added 3 µl of 10X of a raf kinase inhibitor test compound diluted in 100% DMSO. The raf kinase activity reaction was started by the addition of 12 µl per well of 2.5X <sup>33</sup>P-ATP diluted in assay buffer. After 45-60 minutes, the reactions were stopped with the addition of 70 µl of stop reagent (30 mM  
20 EDTA). Filtration plates were pre-wetted for 5 min with 70% ethanol, and then rinsed by filtration with wash buffer. Samples (90 µl) from the reaction wells were then transferred to the filtration plates. The filtration plates were washed 6X with wash buffer using Millipore filtration apparatus. The plates were dried and 100 µl per well of scintillation fluid (Wallac OptiPhase "SuperMix" #1200-439) was added. The CPM is then  
25 determined using a Wallac Microbeta 1450 reader.

Example 1402

ASSAY 2: Biotinylated Raf Screen

*In Vitro* Raf Screen

The activity of various isoforms of Raf serine/threonine kinases can be measured  
30 by providing ATP, MEK substrate, and assaying the transfer of phosphate moiety to the

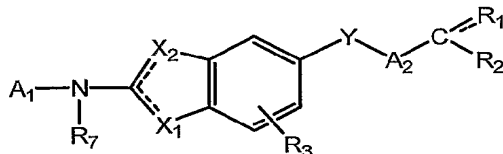
MEK residue. Recombinant isoforms of Raf were obtained by purification from sf9 insect cells infected with a human Raf recombinant baculovirus expression vector. Recombinant kinase inactive MEK was expressed in *E. coli* and labeled with Biotin post purification. For each assay, test compounds were serially diluted in DMSO then mixed  
5 with Raf (0.50 nM) and kinase inactive biotin-MEK (50 nM) in reaction buffer plus ATP (1  $\mu$ M). Reactions were subsequently incubated for 2 hours at room temperature and stopped by the addition of 0.5 M EDTA. Stopped reaction mixture was transferred to a neutravidin-coated plate (Pierce) and incubated for 1 hour. Phosphorylated product was measured with the DELFIA time-resolved fluorescence system (Wallac), using a rabbit  
10 anti-p-MEK (Cell Signaling) as the primary antibody and europium labeled anti-rabbit as the secondary antibody. Time resolved fluorescence was read on a Wallac 1232 DELFIA fluorometer. The concentration of each compound for 50% inhibition ( $IC_{50}$ ) was calculated by non-linear regression using XL Fit data analysis software.

Using the procedures of Examples 1116 or 1117, the compounds of Examples 1-  
15 1094 were shown to have a raf kinase inhibitory activity at an  $IC_{50}$  of less than 5  $\mu$ M.

While the preferred embodiment of the invention has been illustrated and described, it will be appreciated that various changes can be made therein without departing from the spirit and scope of the invention.

The embodiments of the invention in which an exclusive property or privilege is claimed are defined as follows:

1. A compound of the formula (I):



(I)

wherein,  $X_1$  and  $X_2$  are independently selected from =N-, -NR<sub>4</sub>-, -O- or -S-, provided that if  $X_1$  is -NR<sub>4</sub>-, -O- or -S-, then  $X_2$  is =N-, or if  $X_2$  is -NR<sub>4</sub>-, -O- or -S-, then  $X_1$  is =N-, and both  $X_1$  and  $X_2$  are not =N-;

Y is O or S;

$A_1$  is substituted or unsubstituted alkyl, cycloalkyl, heterocycloalkyl, aryl, polycyclic aryl, polycyclic arylalkyl, heteroaryl, biaryl, heteroarylaryl, heteroarylheteroaryl, cycloalkylalkyl, heterocycloalkylalkyl, arylalkyl, heteroarylalkyl, biarylalkyl, or heteroarylarylalkyl;

$A_2$  is substituted or unsubstituted heteroaryl;

$R_1$  is O or H, and  $R_2$  is NR<sub>5</sub>, R<sub>6</sub> or hydroxyl; or  $R_1$  is taken together with  $R_2$  to form a substituted or unsubstituted heterocycloalkyl or heteroaryl group; wherein, the dashed line represents a single or double bond;

$R_3$  is hydrogen, halogen, loweralkyl, or loweralkoxy;

$R_4$  is hydrogen, hydroxyl, alkylamino, dialkylamino or alkyl;

$R_5$  and  $R_6$  are independently selected from hydrogen, and substituted or unsubstituted alkyl, alkoxyalkyl, aminoalkyl, amidoalkyl, acyl, cycloalkyl, heterocycloalkyl, aryl, heteroaryl, alkyloxyalkylheterocyclo, and heteroarylalkyl; or  $R_5$  and  $R_6$  are taken together to form substituted or unsubstituted heterocyclo or heteroaryl;

and

$R_7$  is hydrogen or loweralkyl;

or a pharmaceutically acceptable salt, ester or prodrug thereof.

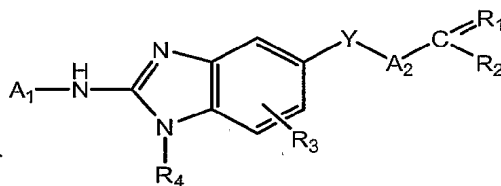
2. A compound of Claim 1 wherein X is NR<sub>4</sub>.

3. A compound of Claim 2 wherein  $R_4$  is hydrogen.

4. A compound of Claim 2 wherein R<sub>4</sub> is methyl.
5. A compound of Claim 1 wherein Y is O.
6. A compound of Claim 1 wherein A<sub>1</sub> is selected from the group consisting of substituted or unsubstituted phenyl, pyridyl, pyrimidinyl, phenylalkyl, pyridylalkyl, pyrimidinylalkyl, heterocyclocarbonylphenyl, heterocyclophenyl, heterocycloalkylphenyl, chlorophenyl, fluorephenyl, bromophenyl, iodophenyl, dihalophenyl, nitrophenyl, 4-bromophenyl, 4-chlorophenyl, alkylbenzoate, alkoxyphenyl, dialkoxyphenyl, dialkylphenyl, trialkylphenyl, thiophene, thiophene-2-carboxylate, alkylthiophenyl, trifluoromethylphenyl, acetylphenyl, sulfamoylphenyl, biphenyl, cyclohexylphenyl, phenoxyphenyl, dialkylaminophenyl, alkylbromophenyl, alkylchlorophenyl, alkylfluorephenyl, trifluoromethylchlorophenyl, trifluoromethylbromophenyl, indenyl, 2,3-dihydroindenyl, tetralinyl, trifluorephenyl, (trifluoromethyl)thiophenyl, alkoxybiphenyl, morpholinyl, N-piperazinyl, N-morpholinylalkyl, piperazinylalkyl, cyclohexylalkyl, indolyl, 2,3-dihydroindolyl, 1-aceyl-2,3-dihydroindolyl, cycloheptyl, bicyclo[2.2.1]hept-2-yl, hydroxyphenyl, hydroxyalkylphenyl, pyrrolidinyl, pyrrolidin-1-yl, pyrrolidin-1-ylalkyl, 4-amino(imino)methylphenyl, isoxazolyl, indazolyl, adamantyl, bicyclohexyl, quinuclidinyl, imidazolyl, benzimidazolyl, imidazolylphenyl, phenylimidazolyl, pthalamido, naphthyl, benzophenone, aniliny, anisoly, quinolinyl, quinolinonyl, phenylsulfonyl, phenylalkylsulfonyl, 9H-flouren-1-yl, piperidin-1-yl, piperidin-1-ylalkyl, cyclopropyl, cyclopropylalkyl, pyrimidin-5-ylphenyl, quinolidinylphenyl, furanyl, furanylphenyl, N-methylpiperidin-4-yl, pyrrolidin-4-ylpyridinyl, 4-diazepan-1-yl, hydroxypyrrolidin-1-yl, dialkylaminopyrrolidin-1-yl, 1,4'-bipiperidin-1'-yl, and (1,4'-bipiperidin-1'-ylcarbonyl)phenyl.
7. A compound of Claim 1 wherein A<sub>2</sub> is substituted or unsubstituted pyridyl.
8. A compound of Claim 1 wherein R<sub>1</sub> is O and the dashed line represents a single or double bond.
9. A compound of Claim 1 wherein R<sub>2</sub> is NR<sub>5</sub>R<sub>6</sub>, R<sub>5</sub> is hydrogen and R<sub>6</sub> is selected from hydrogen, and substituted or unsubstituted alkyl, alkoxyalkyl, aminoalkyl,

amidoalkyl, acyl, cycloalkyl, heterocycloalkyl, aryl, heteroaryl, alkyloxyalkylheterocyclo, and heteroarylalkyl.

10. A compound of Claim 1 wherein  $R_1$  is taken together with  $R_2$  to form a substituted or unsubstituted heterocycloalkyl or heteroaryl group.
11. A compound of Claim 1 wherein  $R_3$  is loweralkoxy.
12. A compound of Claim 11 wherein  $R_3$  is methoxy.
13. A compound of Claim 1 wherein  $R_4$  is loweralkyl.
14. A compound of Claim 13 wherein  $R_4$  is methyl.
15. The compound of claim 1 wherein  $R_1$  is O,  $R_2$  is  $NR_5R_6$ ,  $R_5$  is H, and  $R_6$  is methyl.
16. A compound of the formula (II):



(II)

wherein and Y is O or S;

$A_1$  is substituted or unsubstituted cycloalkyl, heterocycloalkyl, aryl, polycyclic aryl, polycyclic arylalkyl, heteroaryl, biaryl, heteroarylaryl, heteroarylheteroaryl, cycloalkylalkyl, heterocycloalkylalkyl, arylalkyl, heteroarylalkyl, biarylalkyl, heteroarylarylalkyl;

$A_2$  is substituted or unsubstituted heteroaryl;

$R_1$  is O and  $R_2$  is  $NR_5R_6$ ; or  $R_1$  is taken together with  $R_2$  to form a substituted or unsubstituted heterocycloalkyl or heteroaryl group; wherein, the dashed line represents a single or double bond;

$R_3$  is hydrogen, halogen, loweralkyl, or loweralkoxy;

$R_4$  is hydrogen or loweralkyl;

R<sub>5</sub> and R<sub>6</sub> are independently selected from hydrogen, and substituted or unsubstituted alkyl, alkoxyalkyl, aminoalkyl, amidoalkyl, acyl, cycloalkyl, heterocycloalkyl, aryl, heteroaryl, alkyloxyalkylheterocyclo, and heteroarylalkyl; or R<sub>5</sub> and R<sub>6</sub> are taken together to form substituted or unsubstituted heterocyclo or heteroaryl; or

a pharmaceutically acceptable salt, ester or prodrug thereof.

17. A compound of Claim 16 wherein R<sub>4</sub> is hydrogen.
18. A compound of Claim 16 wherein R<sub>4</sub> is methyl.
19. A compound of Claim 16 wherein Y is O.
20. A compound of Claim 16 wherein A<sub>1</sub> is selected from the group consisting of substituted or unsubstituted phenyl, pyridyl, pyrimidinyl, phenylalkyl, pyridylalkyl, pyrimidinylalkyl, heterocyclocarbonylphenyl, heterocyclophenyl, heterocycloalkylphenyl, chlorophenyl, fluorenyl, bromophenyl, iodophenyl, dihalophenyl, nitrophenyl, 4-bromophenyl, 4-chlorophenyl, alkylbenzoate, alkoxyphenyl, dialkoxyphenyl, dialkylphenyl, trialkylphenyl, thiophene, thiophene-2-carboxylate, alkylthiophenyl, trifluoromethylphenyl, acetylphenyl, sulfamoylphenyl, biphenyl, cyclohexylphenyl, phenoxyphenyl, dialkylaminophenyl, alkylbromophenyl, alkylchlorophenyl, alkylfluorenyl, trifluoromethylchlorophenyl, trifluoromethylbromophenyl indenyl, 2,3-dihydroindenyl, tetralinyl, trifluorophenyl, (trifluoromethyl)thiophenyl, alkoxybiphenyl, morpholinyl, N-piperazinyl, N-morpholinylalkyl, piperazinylalkyl, cyclohexylalkyl, indolyl, 2,3-dihydroindolyl, 1-acetyl-2,3-dihydroindolyl, cycloheptyl, bicyclo[2.2.1]hept-2-yl, hydroxyphenyl, hydroxyalkylphenyl, pyrrolidinyl, pyrrolidin-1-yl, pyrrolidin-1-ylalkyl, 4-amino(imino)methylphenyl, isoxazolyl, indazolyl, adamantyl, bicyclohexyl, quinuclidinyl, imidazolyl, benzimidazolyl, imidazolylphenyl, phenylimidazolyl, pthalamido, naphthyl, benzophenone, aniliny, anisoly, quinolinyl, quinolinonyl, phenylsulfonyl, phenylalkylsulfonyl, 9H-flouren-1-yl, piperidin-1-yl, piperidin-1-ylalkyl, cyclopropyl, cyclopropylalkyl, pyrimidin-5-ylphenyl, quinolidinylphenyl, furanyl, furanylphenyl, N-methylpiperidin-4-yl, pyrrolidin-4-ylpyridinyl, 4-diazepan-1-yl,

hydroxypyrrolidin-1-yl, dialkylaminopyrrolidin-1-yl, 1,4'-bipiperidin-1'-yl, and (1,4'-bipiperidin-1'-ylcarbonyl)phenyl.

21. A compound of Claim 16 wherein  $A_2$  is substituted or unsubstituted pyridyl.

22. A compound of Claim 16 wherein  $R_1$  is O and the dashed line represents a single or double bond.

23. A compound of Claim 16 wherein  $R_2$  is  $NR_5R_6$ ,  $R_5$  is hydrogen and  $R_6$  is selected from hydrogen, and substituted or unsubstituted alkyl, alkoxyalkyl, aminoalkyl, amidoalkyl, acyl, cycloalkyl, heterocycloalkyl, aryl, heteroaryl, alkyloxyalkylheterocyclo, and heteroarylalkyl.

24. A compound of Claim 16 wherein  $R_1$  is taken together with  $R_2$  to form a substituted or unsubstituted heterocycloalkyl or heteroaryl group.

25. A compound of claim 16 wherein  $R_1$  is O,  $R_2$  is  $NR_5R_6$ ,  $R_5$  is H, and  $R_6$  is methyl.

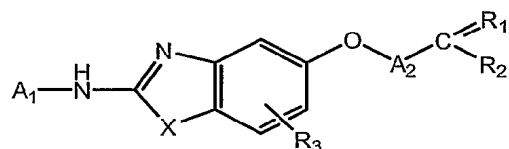
26. A compound of Claim 16 wherein  $R_3$  is loweralkoxy.

27. A compound of Claim 26 wherein  $R_3$  is methoxy.

28. A compound of Claim 16 wherein  $R_4$  is loweralkyl.

29. A compound of Claim 28 wherein  $R_4$  is methyl.

30. A compound of the formula (III):



(III)

wherein X is  $NR_4$ , O or S;

$A_1$  is substituted or unsubstituted cycloalkyl, heterocycloalkyl, aryl, polycyclic aryl, polycyclic arylalkyl, heteroaryl, biaryl, heteroarylaryl, heteroarylheteroaryl,

cycloalkylalkyl, heterocycloalkylalkyl, arylalkyl, heteroarylalkyl, biarylalkyl, heteroarylarylalkyl;

A<sub>2</sub> is substituted or unsubstituted heteroaryl;

R<sub>1</sub> is O and R<sub>2</sub> is NR<sub>5</sub> R<sub>6</sub>; or R<sub>1</sub> is taken together with R<sub>2</sub> to form a substituted or unsubstituted heterocycloalkyl or heteroaryl group; wherein, the dashed line represents a single or double bond;

R<sub>3</sub> is hydrogen, halogen, loweralkyl, or loweralkoxy;

R<sub>4</sub> is hydrogen or loweralkyl;

R<sub>5</sub> and R<sub>6</sub> are independently selected from hydrogen, and substituted or unsubstituted alkyl, alkoxyalkyl, aminoalkyl, amidoalkyl, acyl, cycloalkyl, heterocycloalkyl, aryl, heteroaryl, alkyloxyalkylheterocyclo, and heteroarylalkyl; or R<sub>5</sub> and R<sub>6</sub> are taken together to form substituted or unsubstituted heterocyclo or heteroaryl; or

a pharmaceutically acceptable salt, ester or prodrug thereof.

31. A compound of Claim 30 wherein X is NR<sub>4</sub>.

32. A compound of Claim 31 wherein R<sub>4</sub> is hydrogen.

33. A compound of Claim 30 wherein R<sub>4</sub> is methyl.

34. A compound of Claim 30 wherein A<sub>1</sub> is selected from the group consisting of substituted or unsubstituted phenyl, pyridyl, pyrimidinyl, phenylalkyl, pyridylalkyl, pyrimidinylalkyl, heterocyclocarbonylphenyl, heterocyclophenyl, heterocycloalkylphenyl, chlorophenyl, fluorephenyl, bromophenyl, iodophenyl, dihalophenyl, nitrophenyl, 4-bromophenyl, 4-chlorophenyl, alkylbenzoate, alkoxyphenyl, dialkoxyphenyl, dialkylphenyl, trialkylphenyl, thiophene, thiophene-2-carboxylate, alkylthiophenyl, trifluoromethylphenyl, acetylphenyl, sulfamoylphenyl, biphenyl, cyclohexylphenyl, phenyloxyphenyl, dialkylaminophenyl, alkylbromophenyl, alkylchlorophenyl, alkylfluorephenyl, trifluoromethylchlorophenyl, trifluoromethylbromophenyl indenyl, 2,3-dihydroindenyl, tetralinyl, trifluorephenyl, (trifluoromethyl)thiophenyl, alkoxybiphenyl, morpholinyl, N-piperazinyl, N-morpholinylalkyl, piperazinylalkyl, cyclohexylalkyl, indolyl, 2,3-dihydroindolyl, 1-aceyt1-2,3-dihydroindolyl, cycloheptyl, bicyclo[2.2.1]hept-2-yl, hydroxyphenyl,



hydroxyalkylphenyl, pyrrolidinyl, pyrrolidin-1-yl, pyrrolidin-1-ylalkyl, 4-amino(imino)methylphenyl, isoxazolyl, indazolyl, adamantyl, bicyclohexyl, quinuclidinyl, imidazolyl, benzimidazolyl, imidazolylphenyl, phenylimidazolyl, pthalamido, naphthyl, benzophenone, aniliny, anisoly, quinolinyl, quinolinonyl, phenylsulfonyl, phenylalkylsulfonyl, 9H-flouren-1-yl, piperidin-1-yl, piperidin-1-ylalkyl, cyclopropyl, cyclopropylalkyl, pyrimidin-5-ylphenyl, quinolidinylphenyl, furanyl, furanylphenyl, N-methylpiperidin-4-yl, pyrrolidin-4-ylpyridinyl, 4-diazepan-1-yl, hydroxypyrrolidn-1-yl, dialkylaminopyrrolidin-1-yl, 1,4'-bipiperidin-1'-yl, and (1,4'-bipiperidin-1'-ylcarbonyl)phenyl.

35. A compound of Claim 30 wherein  $A_2$  is substituted or unsubstituted pyridyl.

36. A compound of Claim 30 wherein  $R_1$  is O and the dashed line represents a single or double bond.

37. A compound of Claim 30 wherein  $R_2$  is  $NR_5R_6$ ,  $R_5$  is hydrogen and  $R_6$  is selected from hydrogen, and substituted or unsubstituted alkyl, alkoxyalkyl, aminoalkyl, amidoalkyl, acyl, cycloalkyl, heterocycloalkyl, aryl, heteroaryl, alkyloxyalkylheterocyclo, and heteroarylalkyl.

38. A compound of Claim 30 wherein  $R_1$  is taken together with  $R_2$  to form a substituted or unsubstituted heterocycloalkyl or heteroaryl group.

39. A compound of Claim 30 wherein  $R_3$  is loweralkoxy.

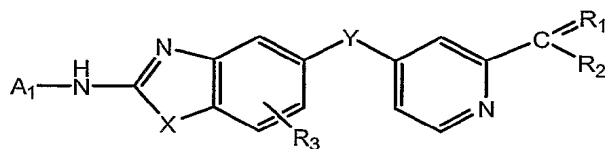
40. A compound of Claim 39 wherein  $R_3$  is methoxy.

41. A compound of Claim 30 wherein  $R_4$  is loweralkyl.

42. A compound of Claim 41 wherein  $R_4$  is methyl.

43. A compound of claim 30 wherein  $R_1$  is O,  $R_2$  is  $NR_5R_6$ ,  $R_5$  is H, and  $R_6$  is methyl.

44. A compound of the formula (IV):



(IV)

wherein X is NR<sub>4</sub>, O or S;

Y is O or S;

A<sub>1</sub> is substituted or unsubstituted cycloalkyl, heterocycloalkyl, aryl, polycyclic aryl, polycyclic arylalkyl, heteroaryl, biaryl, heteroarylaryl, heteroarylheteroaryl, cycloalkylalkyl, heterocycloalkylalkyl, arylalkyl, heteroarylalkyl, biarylalkyl, heteroarylarylalkyl;

R<sub>1</sub> is O and R<sub>2</sub> is NR<sub>5</sub> R<sub>6</sub>; or R<sub>1</sub> is taken together with R<sub>2</sub> to form a substituted or unsubstituted heterocycloalkyl or heteroaryl group; wherein, the dashed line represents a single or double bond;

R<sub>3</sub> is hydrogen, halogen, loweralkyl, or loweralkoxy;

R<sub>4</sub> is hydrogen or loweralkyl;

R<sub>5</sub> and R<sub>6</sub> are independently selected from hydrogen, and substituted or unsubstituted alkyl, alkoxyalkyl, aminoalkyl, amidoalkyl, acyl, cycloalkyl, heterocycloalkyl, aryl, heteroaryl, alkoxyalkylheterocyclo, and heteroarylalkyl; or R<sub>5</sub> and R<sub>6</sub> are taken together to form substituted or unsubstituted heterocyclo or heteroaryl;

or

a pharmaceutically acceptable salt, ester or prodrug thereof.

45. A compound of Claim 44 wherein X is NR<sub>4</sub>.

46. A compound of Claim 45 wherein R<sub>4</sub> is hydrogen.

47. A compound of Claim 45 wherein R<sub>4</sub> is methyl.

48. A compound of Claim 44 wherein Y is O.

49. A compound of Claim 44 wherein A<sub>1</sub> is selected from the group consisting of substituted or unsubstituted phenyl, pyridyl, pyrimidinyl, phenylalkyl, pyridylalkyl, pyrimidinylalkyl, heterocyclocarbonylphenyl, heterocyclophenyl, heterocycloalkylphenyl, chlorophenyl, fluoroalkylphenyl, bromophenyl, iodophenyl, dihalophenyl, nitrophenyl, 4-bromophenyl, 4-chlorophenyl, alkylbenzoate, alkoxyphenyl,

dialkoxyphenyl, dialkylphenyl, trialkylphenyl, thiophene, thiophene-2-carboxylate, alkylthiophenyl, trifluoromethylphenyl, acetylphenyl, sulfamoylphenyl, biphenyl, cyclohexylphenyl, phenoxyphenyl, dialkylaminophenyl, alkylbromophenyl, alkylchlorophenyl, alkylfluorophenyl, trifluoromethylchlorophenyl, trifluoromethylbromophenyl indenyl, 2,3-dihydroindenyl, tetralinyl, trifluorophenyl, (trifluoromethyl)thiophenyl, alkoxybiphenyl, morpholinyl, N-piperazinyl, N-morpholinylalkyl, piperazinylalkyl, cyclohexylalkyl, indolyl, 2,3-dihydroindolyl, 1-aceyt1-2,3-dihydroindolyl, cycloheptyl, bicyclo[2.2.1]hept-2-yl, hydroxyphenyl, hydroxyalkylphenyl, pyrrolidinyl, pyrrolidin-1-yl, pyrrolidin-1-ylalkyl, 4-amino(imino)methylphenyl, isoxazolyl, indazolyl, adamantyl, bicyclohexyl, quinuclidinyl, imidazolyl, benzimidazolyl, imidazolylphenyl, phenylimidazolyl, pthalamido, naphthyl, benzophenone, aniliny, anisoly, quinolinyl, quinolinonyl, phenylsulfonyl, phenylalkylsulfonyl, 9H-flouren-1-yl, piperidin-1-yl, piperidin-1-ylalkyl, cyclopropyl, cyclopropylalkyl, pyrimidin-5-ylphenyl, quinolidinylphenyl, furanyl, furanylphenyl, N-methylpiperidin-4-yl, pyrrolidin-4-ylpyridinyl, 4-diazepan-1-yl, hydroxypyrrolidin-1-yl, dialkylaminopyrrolidin-1-yl, 1,4'-bipiperidin-1'-yl, and (1,4'-bipiperidin-1'-ylcarbonyl)phenyl.

50. A compound of Claim 44 wherein  $R_1$  is O and the dashed line represents a single or double bond.

51. A compound of Claim 44 wherein  $R_2$  is  $NR_5R_6$ ,  $R_5$  is hydrogen and  $R_6$  is selected from hydrogen, and substituted or unsubstituted alkyl, alkoxyalkyl, aminoalkyl, amidoalkyl, acyl, cycloalkyl, heterocycloalkyl, aryl, heteroaryl, alkyloxyalkylheterocyclo, and heteroarylalkyl.

52. A compound of Claim 44 wherein  $R_1$  is taken together with  $R_2$  to form a substituted or unsubstituted heterocycloalkyl or heteroaryl group.

53. A compound of Claim 44 wherein  $R_3$  is loweralkoxy.

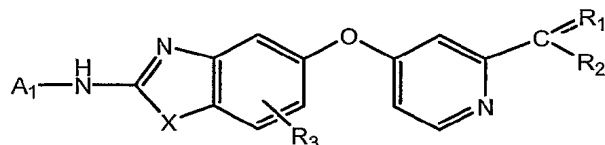
54. A compound of Claim 53 wherein  $R_3$  is methoxy.

55. A compound of Claim 44 wherein  $R_4$  is loweralkyl.

56. A compound of Claim 55 wherein  $R_4$  is methyl.

57. A compound of claim 44 wherein  $R_1$  is O,  $R_2$  is  $NR_5R_6$ ,  $R_5$  is H, and  $R_6$  is methyl.

58. A compound of the formula (V):



(V)

wherein X is  $NR_4$ , O or S;

$A_1$  is substituted or unsubstituted cycloalkyl, heterocycloalkyl, aryl, polycyclic aryl, polycyclic arylalkyl, heteroaryl, biaryl, heteroarylaryl, heteroarylheteroaryl, cycloalkylalkyl, heterocycloalkylalkyl, arylalkyl, heteroarylalkyl, biarylalkyl, heteroarylarylalkyl;

$R_1$  is O and  $R_2$  is  $NR_5R_6$ ; or  $R_1$  is taken together with  $R_2$  to form a substituted or unsubstituted heterocycloalkyl or heteroaryl group; wherein, the dashed line represents a single or double bond;

$R_3$  is hydrogen, halogen, loweralkyl, or loweralkoxy;

$R_4$  is hydrogen or loweralkyl;

$R_5$  and  $R_6$  are independently selected from hydrogen, and substituted or unsubstituted alkyl, alkoxyalkyl, aminoalkyl, amidoalkyl, acyl, cycloalkyl, heterocycloalkyl, aryl, heteroaryl, alkyloxyalkylheterocyclo, and heteroarylalkyl; or  $R_5$  and  $R_6$  are taken together to form substituted or unsubstituted heterocyclo or heteroaryl; or

a pharmaceutically acceptable salt, ester or prodrug thereof.

59. A compound of Claim 58 wherein X is  $NR_4$ .

60. A compound of Claim 59 wherein  $R_4$  is hydrogen.

61. A compound of Claim 59 wherein  $R_4$  is methyl.

62. A compound of Claim 58 wherein  $A_1$  is selected from the group consisting of substituted or unsubstituted phenyl, pyridyl, pyrimidinyl, phenylalkyl, pyridylalkyl, pyrimidinylalkyl, heterocyclocarbonylphenyl, heterocyclophenyl,

heterocycloalkylphenyl, chlorophenyl, fluorenyl, bromophenyl, iodophenyl, dihalophenyl, nitrophenyl, 4-bromophenyl, 4-chlorophenyl, alkylbenzoate, alkoxyphenyl, dialkoxyphenyl, dialkylphenyl, trialkylphenyl, thiophene, thiophene-2-carboxylate, alkylthiophenyl, trifluoromethylphenyl, acetylphenyl, sulfamoylphenyl, biphenyl, cyclohexylphenyl, phenoxyphenyl, dialkylaminophenyl, alkylbromophenyl, alkylchlorophenyl, alkylfluorenyl, trifluoromethylchlorophenyl, trifluoromethylbromophenyl indenyl, 2,3-dihydroindenyl, tetralinyl, trifluorenyl, (trifluoromethyl)thiophenyl, alkoxybiphenyl, morpholinyl, N-piperazinyl, N-morpholinylalkyl, piperazinylalkyl, cyclohexylalkyl, indolyl, 2,3-dihydroindolyl, 1-acetyl-2,3-dihydroindolyl, cycloheptyl, bicyclo[2.2.1]hept-2-yl, hydroxyphenyl, hydroxyalkylphenyl, pyrrolidinyl, pyrrolidin-1-yl, pyrrolidin-1-ylalkyl, 4-amino(imino)methylphenyl, isoxazolyl, indazolyl, adamantyl, bicyclohexyl, quinuclidinyl, imidazolyl, benzimidazolyl, imidazolylphenyl, phenylimidazolyl, phthalamido, naphthyl, benzophenone, aniliny, anisoly, quinolinyl, quinolinonyl, phenylsulfonyl, phenylalkylsulfonyl, 9H-fluorenyl, piperidin-1-yl, piperidin-1-ylalkyl, cyclopropyl, cyclopropylalkyl, pyrimidin-5-ylphenyl, quinolidinylphenyl, furanyl, furanylphenyl, N-methylpiperidin-4-yl, pyrrolidin-4-ylpyridinyl, 4-diazepan-1-yl, hydroxypyrrolidin-1-yl, dialkylaminopyrrolidin-1-yl, 1,4'-bipiperidin-1'-yl, and (1,4'-bipiperidin-1'-ylcarbonyl)phenyl.

63. A compound of Claim 58 wherein  $R_1$  is O and the dashed line represents a single or double bond.

64. A compound of Claim 58 wherein  $R_2$  is  $NR_5R_6$ ,  $R_5$  is hydrogen and  $R_6$  is selected from hydrogen, and substituted or unsubstituted alkyl, alkoxyalkyl, aminoalkyl, amidoalkyl, acyl, cycloalkyl, heterocycloalkyl, aryl, heteroaryl, alkoxyalkylheterocyclo, and heteroarylalkyl.

65. A compound of Claim 58 wherein  $R_1$  is taken together with  $R_2$  to form a substituted or unsubstituted heterocycloalkyl or heteroaryl group.

66. A compound of Claim 58 wherein  $R_3$  is loweralkoxy.

67. A compound of Claim 66 wherein  $R_3$  is methoxy.

68. A compound of Claim 58 wherein  $R_4$  is loweralkyl.
69. A compound of Claim 68 wherein  $R_4$  is methyl.
70. A compound of claim 58 wherein  $R_1$  is O,  $R_2$  is  $NR_5R_6$ ,  $R_5$  is H, and  $R_6$  is methyl.
71. A composition comprising an amount of a compound of claims 1, 16, 30, 44, or 58 effective to inhibit Raf activity in a human or animal subject when administered thereto, together with a pharmaceutically acceptable carrier.
72. A composition of Claim 71 which further comprises at least one additional agent for the treatment of cancer.
73. A composition of Claim 72 in which the at least one additional agent for the treatment of cancer is selected from irinotecan, topotecan, gemcitabine, 5-fluorouracil, leucovorin carboplatin, cisplatin, taxanes, tezacitabine, cyclophosphamide, vinca alkaloids, imatinib, anthracyclines, rituximab and trastuzumab.
74. A method of inhibiting Raf kinase activity in a human or animal subject, comprising administering to the human or animal subject a composition comprising an amount of a compound of claims 1, 16, 30, 44 or 58 effective to inhibit Raf kinase activity in the human or animal subject.
75. A method for treating a cancer disorder in a human or animal subject, comprising administering to the human or animal subject a composition comprising an amount of a compound of claims 1, 16, 30, 44 or 58 effective to inhibit Raf kinase activity in the human or animal subject.
76. A method of claim 75 which further comprises administering to the human or animal subject at least one additional agent for the treatment of cancer.
77. A method of claim 76 in which the at least one additional agent for the treatment of cancer is selected from irinotecan, topotecan, gemcitabine, 5-fluorouracil, leucovorin carboplatin, cisplatin, taxanes, tezacitabine, cyclophosphamide, vinca alkaloids, imatinib, anthracyclines, rituximab and trastuzumab.

78. A method for treating a hormone dependent cancer disorder in a human or animal subject, comprising administering to the human or animal subject a composition comprising an amount of a compound of claims 1, 16, 30, 44 or 58 effective to inhibit Raf kinase activity in the human or animal subject.

79. A method of claim 78 wherein the hormone dependent cancer is breast cancer or prostate cancer.

80. A method of claim 78 which further comprises administering to the human or animal subject at least one additional agent for the treatment of cancer.

81. A method of claim 80 in which the at least one additional agent for the treatment of cancer is selected from irinotecan, topotecan, gemcitabine, 5-fluorouracil, leucovorin carboplatin, cisplatin, taxanes, tezacitabine, cyclophosphamide, vinca alkaloids, imatinib, anthracyclines, rituximab and trastuzumab.

82. A method for treating a hematological cancer disorder in a human or animal subject, comprising administering to the human or animal subject a composition comprising an amount of a compound of claims 1, 16, 30, 44 or 58 effective to inhibit Raf kinase activity in the human or animal subject.

83. A method of claim 82 which further comprises administering to the human or animal subject at least one additional agent for the treatment of cancer.

84. A method of claim 83 in which the at least one additional agent for the treatment of cancer is selected from irinotecan, topotecan, gemcitabine, 5-fluorouracil, leucovorin carboplatin, cisplatin, taxanes, tezacitabine, cyclophosphamide, vinca alkaloids, imatinib, anthracyclines, rituximab and trastuzumab.

85. A compound of claims 1, 16, 30, 44 or 58 for use in the treatment of cancer.

86. Use of a compound of claims 1, 16, 30, 44 or 58 in the manufacture of a medicament for the treatment of cancer.

# INTERNATIONAL SEARCH REPORT

International Application No  
PCT/US2004/032161

**A. CLASSIFICATION OF SUBJECT MATTER**

IPC 7 A61K31/41 C07D401/12 C07D401/14 C07D405/14 C07D407/14  
 C07D409/14 C07D413/12 C07D413/14 C07D417/12 C07D417/14  
 C07D471/08 A61P35/00

According to International Patent Classification (IPC) or to both national classification and IPC

**B. FIELDS SEARCHED**

Minimum documentation searched (classification system followed by classification symbols)

IPC 7 C07D

Documentation searched other than minimum documentation to the extent that such documents are included in the fields searched

Electronic data base consulted during the international search (name of data base and, where practical, search terms used)

EPO-Internal, WPI Data, PAJ, CHEM ABS Data

**C. DOCUMENTS CONSIDERED TO BE RELEVANT**

Category °	Citation of document, with indication, where appropriate, of the relevant passages	Relevant to claim No.
E	WO 2004/085425 A1 (AMGEN INC) 7 October 2004 (2004-10-07) claim 1 examples	1-86
P,X	WO 03/082272 A1 (CHIRON CORPORATION; RENHOWE, PAUL, A; RAMURTHY, SAVITHRI; AMIRI, PAYMA) 9 October 2003 (2003-10-09) claims 1,74 examples	1-86
A	WO 02/094808 A1 (SMITHKLINE BEECHAM P.L.C.; DEAN, DAVID, KENNETH; TAKLE, ANDREW, KENNETH) 28 November 2002 (2002-11-28) claim 1 page 1, lines 3-24	1-86

Further documents are listed in the continuation of box C.

Patent family members are listed in annex.

° Special categories of cited documents :

"A" document defining the general state of the art which is not considered to be of particular relevance

"E" earlier document but published on or after the international filing date

"L" document which may throw doubts on priority claim(s) or which is cited to establish the publication date of another citation or other special reason (as specified)

"O" document referring to an oral disclosure, use, exhibition or other means

"P" document published prior to the international filing date but later than the priority date claimed

"T" later document published after the international filing date or priority date and not in conflict with the application but cited to understand the principle or theory underlying the invention

"X" document of particular relevance; the claimed invention cannot be considered novel or cannot be considered to involve an inventive step when the document is taken alone

"Y" document of particular relevance; the claimed invention cannot be considered to involve an inventive step when the document is combined with one or more other such documents, such combination being obvious to a person skilled in the art.

"&" document member of the same patent family

Date of the actual completion of the international search

26 January 2005

Date of mailing of the international search report

04/02/2005

Name and mailing address of the ISA

European Patent Office, P.B. 5818 Patentlaan 2  
 NL - 2280 HV Rijswijk  
 Tel. (+31-70) 340-2040, Tx. 31 651 epo nl,  
 Fax: (+31-70) 340-3016

Authorized officer

Bérillon, L



# INTERNATIONAL SEARCH REPORT

International application No.  
PCT/US2004/032161

## Box II Observations where certain claims were found unsearchable (Continuation of item 2 of first sheet)

This International Search Report has not been established in respect of certain claims under Article 17(2)(a) for the following reasons:

1.  Claims Nos.: 74-84  
because they relate to subject matter not required to be searched by this Authority, namely:  
Although claims 74-84 are directed to a method of treatment of the human/animal body, the search has been carried out and based on the alleged effects of the compound/composition.
2.  Claims Nos.:  
because they relate to parts of the International Application that do not comply with the prescribed requirements to such an extent that no meaningful International Search can be carried out, specifically:
3.  Claims Nos.:  
because they are dependent claims and are not drafted in accordance with the second and third sentences of Rule 6.4(a).

## Box III Observations where unity of invention is lacking (Continuation of item 3 of first sheet)

This International Searching Authority found multiple inventions in this international application, as follows:

1.  As all required additional search fees were timely paid by the applicant, this International Search Report covers all searchable claims.
2.  As all searchable claims could be searched without effort justifying an additional fee, this Authority did not invite payment of any additional fee.
3.  As only some of the required additional search fees were timely paid by the applicant, this International Search Report covers only those claims for which fees were paid, specifically claims Nos.:
4.  No required additional search fees were timely paid by the applicant. Consequently, this International Search Report is restricted to the invention first mentioned in the claims; it is covered by claims Nos.:

### Remark on Protest

- The additional search fees were accompanied by the applicant's protest.
- No protest accompanied the payment of additional search fees.

# INTERNATIONAL SEARCH REPORT

information on patent family members

International Application No

PCT/US2004/032161

Patent document cited in search report	Publication date	Patent family member(s)	Publication date
WO 2004085425 A1	07-10-2004	US 2004209892 A1	21-10-2004
WO 03082272 A1	09-10-2003	EP 1499311 A1	26-01-2005
		US 2004087626 A1	06-05-2004
		US 2004122237 A1	24-06-2004
WO 02094808 A1	28-11-2002	EP 1397354 A1	17-03-2004
		JP 2004529967 T	30-09-2004
		US 2004127496 A1	01-07-2004